

Southern California Joint Pole Committee

279 E. Arrow Hwy. Suite 104
San Dimas, CA 91773
Phone (909) 599-3801
Fax (909) 599-3825

August 21, 2019

A regular meeting of the **Billing Process Simplification** took place on the above date, at 11:43 a.m., at the Committee office.

Those in attendance were:

Mr. Jeff Williams	City of Los Angeles
Mr. Ronald Schram	City of Los Angeles
Mr. Wayne Brown	Southern California Edison
Ms. April De Barge	Southern California Edison
Ms. Valerie Mitwasi	Southern California Edison
Mr. Brett Plaskey	Frontier Communications
Mr. David Campo	City of Lompoc
Mr. Joe Serrato	Crown Castle NG West Inc./NewPath/CA-CLEC LLC
Mr. Hector Aguilera	Crown Castle NG West Inc./NewPath/CA-CLEC LLC
Ms. Angela Pranata	Committee Staff
Ms. Kathleen Allen	Committee Staff

Those attending via teleconference were:

Ms. Cory Crawford	AT&T California
Mr. Glenn Leckie	Frontier Communications
Mr. David Patterson	City of Azusa
Mr. Bobola Akerson	City of Burbank
Ms. Maria Ortiz	XO Communication/MCI Telecom/MCI Metro
Ms. Lupe Hernandez	Teleport Communications America
Ms. Alicia Smith	Sprint Nextel/Sprint Communications
Ms. Linda McLean	Extenet Systems
Ms. Shawn Henderson	T-Mobile USA
Ms. Yvonne Johnson	AT&T Mobility
Ms. Racheal Torres	Mobilitie, LLC

Ms. Pranata opened and inquired if the name of ad hoc should be changed. Mr. Serrato replied yes and to change it to Billing Process Simplification.

Mr. Serrato called the meeting to order at 11:43 a.m. He stated this is the first meeting and still thinking of what to talk about in here. The purpose of this meeting is to streamline the billing. He continued we have many items that take a lot of time to bill and perhaps the juice is not worth the squeeze.

There were no previous minutes to review.

The first agenda item is **Item 1662: Billing Process Simplification.**

Form 44 Summary

Mr. Serrato opened and inquired what he previously ask about this. Was this to summarize the past billing cycle's Form 44 and see what all the charges were between all the utilities? Ms. Pranata commented for her action item she was to gather the summary of the Form 44. She was unsure what the committee is to do with the information. Mr. Serrato stated to take this back and look at it and see if you have ideas and what would be the best item we spend our time on to streamline. Mr. Plaskey commented for Frontier the Form 44 is the end product of the entire process. The way it is today you have the JPA, the credits, and the debits. That is pretty straight forward. He does see that there are several accounts between E and AT&T perhaps consolidating some of those codes might be something to simplify. He then commented other than that he does not know if you can make a Form 44 much simpler. Mr. Williams stated he thinks what Mr. Serrato was wondering is how many times is there \$10 or \$15 charges. Stuff like that. Mr. Williams commented a JPA showed one \$2 charge. He then inquired how long did it take to process to get that \$2. Ms. Pranata commented we can go into that one.

This item has been tabled and will be discussed more at next month's meeting.

Most time consuming JPAs

Mr. Williams opened and stated to lets develop a working group to go over some of the stuff that Ms. Allen and Ms. Pranata have. He continued to state Ms. Prescott and DWP have volunteered to be part of the working group. He then solicited for additional volunteers. Mr. Plaskey, Mr. Brown, and Ms. Hernandez volunteered. Mr. Williams inquired if Ms. Pranata has those names. She replied that she has Ms. Prescott, Mr. Brown, Ms. Hernandez, SCE, Mr. Williams, and Mr. Serrato. Ms. Crawford commented to include her as well. However, she may ask Ms. Black to participate. Ms. Pranata displayed the list on the screen that Ms. Allen created. Mr. Brown asked if Ms. Pranata could send that to the working group. Ms. Pranata commented it is in the packet but she can send out as well.

This topic was tabled and will be discussed further at next month's meeting.

Review 4+ parties with small amount dues (e.g. less than \$15) – perhaps set flat rate price

Ms. Pranata presented JPA NG-ASP63-01 on the screen for review. Mr. Plaskey inquired if we want to go from a higher level and say if your bill is under \$100 or under \$1,000 it rolls over to the next month. Mr. Williams commented that he thinks in the past that \$2 never got recovered. They would not have to do all these reverse

calculations in order to get them that \$2. Ms. Allen stated that in the past the base owner would bill for the extra foot, then it came about a few years back that everyone wanted to bill for their lost footage. Mr. Williams commented that if someone is purchasing 1' in the safety clearance zone (SCZ) everybody is billing. The calculations are really hard and time consuming. It is taking an hour to get everybody a couple of dollars. In the past it was just the base owner billed. The person purchasing that foot would bill the base owner. Mr. Serrato inquired if there is a way to recognize that early on. Ms. Allen continued to explain since NG is coming in and buying additional interest the billers have to allocate record side of JPA with grade and space and SCZ and then allocate proposed side of JPA with grade and space and SCZ to see what company loses and then gain footage. In the past she commented base owner billed. In this example, Ms. Allen stated, that interest is being purchased into the SCZ as well making the allocations on record and proposed necessary. Mr. Williams commented there is no way that we can digitalize that process. Mr. Brown inquired if they have too much in the SCZ. Ms. Allen commented that there is a note on the JPA that states the SCZ is adequate and the billers do not question. Mr. Plaskey inquired, for example, if Frontier owns all the comm space and Crown Castle purchases 1' of space, in this scenario, the proposal would be they would just pay the base owner the 1'. Ms. Allen commented that currently they would pay Frontier. Previously they would pay the base owner. She explained that caused conflict because the members who owned that space wanted their money. Mr. Plaskey commented it would be easier if it is a two person and Crown Castle would be purchasing 1' it would be an easier calculation. Mr. Williams commented because they are going into the SCZ. Ms. Allen stated if it is just 1' it is cut and dry. But because Crown Castle is purchasing 5' and purchasing into the SCZ is the reasoning of the difficulty. Ms. DeBarge inquired about going into the SCZ and if we cannot just adjust. Ms. Allen stated that the billers do not touch the allocation of grade and space. Ms. Serrato explained because of the actual points of attachments the actual grade and space that correlates with that is looks like 3'. Ms. DeBarge inquired if SCE's grade and space can be changed to 43-9. Mr. Serrato commented it would not compass the actual attachments. Mr. Brown stated that SCE or ECS can adjust their own safety clearance but they cannot. They can only purchase interest. Mr. Williams explained that in this example Edison originally had 14' and not they have 12', so they would be purchasing 2' from Edison and then the rest from someone else. The SCZ is shifting up a bit and they are purchasing a part of that. The real issue is when they are purchasing into the SCZ and how to divvy it up. That is what is taking the time because they have to go into the proposed and figure it all out and then into record and figure it all out. Mr. Serrato inquired if anyone has objections with paying just the base owner. Mr. Williams commented we would be reverting back to 2012. Mr. Serrato inquired if this needs to go on discussion calendar so it can be voted on. Mr. Plaskey inquired if there would be a change to the Routine to do that. Mr. Williams replied no and inquired if it was voting on. Ms. Allen did not know and Ms. Pranata commented it was probably in the Routine Revision meeting. Mr. Serrato suggested to make the decision in the ad hoc and take to board. Ms. Pranata inquired if we have to show them the calculations the old way and the new way. Mr. Serrato and Mr. Plaskey stated it should be part of the discussion/update. Mr. Williams stated to revert back to 2012 immediately. Mr. Serrato commented that then Crown Castle would just pay Edison and no one else would be effected. Mr. Plaskey stated that as

long as anybody purchasing that foot of space from Frontier and pays them their space is fine with them. Mr. Serrato commented that only for the case where they are purchasing the foot of SCZ which when traditionally way back when we use to buy from the base owner, which everyone it is splitting the foot. Now we are saying it took too much time the juice is not worth the squeeze. Mr. Plaskey stated that we definitely have to run it by the Administrative Board. Mr. Serrato commented if someone has an idea bring to the table and all talk about it, then talk about it in front of Admin and see if everyone is ok with it. And in addition to forming long term projects to simplify billing, maybe talk about hiring some sort of specialist. Mr. Williams agreed and commented that next month they can sit down with Ms. Allen and go over other ideas she has suggested. Mr. Williams then inquired if reverting back to 2012, or the date that was, would that have an immediate impact. Ms. Allen replied yes. Ms. Pranata and Ms. Allen inquired if they should show the current way that E bill NG \$33, H bill NG \$48, and LAC bill NG \$2, and then the simplified billing way so they can see the difference in dollar amount. Ms. Allen stated that Edison would bill about \$70 -\$80 and no one else would bill. H would NOT bill NG \$48, LAC would NOT bill their \$2, and Edison would bill it all. Mr. Campo commented that the base owner would always make out whether they owned the space or not. Ms. Allen stated yes. Ms. Pranata commented that HLA would NOT be billing \$48. Mr. Williams's inquired isn't NG purchasing a foot from HLA. Ms. Allen replied yes; however, if it is reverted back to the previous way of billing only the base owner billed no matter what. Mr. Williams commented what he would like to do is get rid of billing for the foot purchased into the common area. If they own 6' and now only 5' they should get paid for that. Ms. Allen stated that was the disagreement back then. Mr. Williams commented he would like to eliminate purchasing into common area which is causing all the issues. So if they are purchasing 5' and Edison and HLA are losing 2' and 1' is in the SCZ HLA and Edison should get their billing and eliminate billing for the 1' in SCZ. Mr. Serrato inquired if that would save time. Ms. Allen explained not really because we still would have to allocate grade and space and figure SCZ. Mr. William inquired about the calculations and wondered why we still would need to do them if they are purchasing 5' and taking 2' from SCE and 2' from HLA. He figured all the other calculations were to divvy up for SCZ. Ms. Allen explained in this example, LAC is also gaining 1.5' as well. It is not stated on the JPA; however, the staff needs to find out where Crown Castles 5' is actually coming from. Actually ½' is in SCZ, common area, and then E and H are losing. She continued to explain, that on record it is shown more is being lost because LAC is gaining. This is the way the billing is calculated to get down to the where the actual footage is coming from. Ms. Pranata inquired how many minutes does it take to figure out. Ms. Allen commented its take roughly 15 minutes to do the calculations, not the actual billing, but the prebilling of figuring out who is billing who. MS. Pranata explained that there is more time involved when printing the second pages, pulling cards and the actual billing. For this one JPA it takes 30 minutes to bill. She continued to explain there is a checker to verify the billing.

Mr. Brown inquired about the Date Prepared and Date Sent and how it can be so far apart. It is four years later. Mr. Serrato commented that the Date Prepared is auto populated for their system. Mr. Brown inquired if it is backwards. It is sent before it is prepared. Mr. Serrato inquired how to fill out Date Prepared and Date Sent. Mr. Brown stated what is important about that is if two JPAs are sent in simultaneously

then we go by the Date Prepared. If we are sending one to you and you to us who is going to supersede who? We are to go by Date Prepared. Mr. Williams commented it should be Date Sent. Ms. Allen commented that SCJPC was told to ignore Date Prepared and go by Date Sent. Mr. Serrato inquired about a standard way of notating Date Prepared and Date Sent. Mr. Williams commented that they are putting Date Prepared the date they prepared the final not the preliminary. Mr. Serrato replied yes. Ms. Hernandez stated that the Date Prepared is the preliminary date. Mr. Serrato then inquired how we know when we sent the final. Ms. Pranata replied from the date stamped from SCJPC. For this JPA, June 17, 2019 is the date we received it. Mr. Serrato replied for us we would have no record on sending. MS. Hernandez inquired again about the Date Prepared. It shows prepared in July, but SCJPC received it in June so something is not right. Ms. Pranata reiterated that SCJPC only goes by Date Sent. Ms. Hernandez stated again the Date Prepared should be the preliminary and not the final date.

Ms. Pranata commented that this needs further discussion and Mr. Williams agree and then commented they just need to understand more.

Miscellaneous Items.

There were no miscellaneous items:

Review of Action Items

- Ms. Pranata to distribute the list on Most Time Consuming JPAs.
- Everyone to further brainstorm.
- Committee to consider bringing in accounting specialists to review the billing calculation and process (discussed and moved from NJUNS meeting).

The meeting adjourned at 12:11 p.m. until next month.

Ms. Kathleen Allen – Committee Transcriber

Account	Code	Name	Amount	Code	Name	Amount				
601	E	Southern California Edison Co.	\$1,980,850.02	HLA	AT&T California	\$94,202.00	Net Amount Due E	\$1,886,648.02	Net Amount Due HLA	
602	E	Southern California Edison Co.	\$775,412.00	HSO	AT&T California	\$46,637.00	Net Amount Due E	\$728,775.00	Net Amount Due HSO	
603	E	Southern California Edison Co.	\$952,817.67	T	AT&T California	\$83,976.00	Net Amount Due E	\$868,841.67	Net Amount Due T	
604	E	Southern California Edison Co.	\$34,374.00	MM	Dept. of Water & Power, L.A.	\$2,479.00	Net Amount Due E	\$31,895.00	Net Amount Due MM	
606	E	Southern California Edison Co.	\$8,601.00	A	City of Glendale	\$2,293.00	Net Amount Due E	\$6,308.00	Net Amount Due A	
608	E	Southern California Edison Co.	\$33,996.17	NXT	XO Communications	\$0.00	Net Amount Due E	\$33,996.17	Net Amount Due NXT	
611	E	Southern California Edison Co.	\$3,661.00	MP	City of Pasadena	\$0.00	Net Amount Due E	\$3,661.00	Net Amount Due MP	
615	E	Southern California Edison Co.	\$343,785.68	NG	Crown Castle NG West Inc.	\$11,223.00	Net Amount Due E	\$332,562.68	Net Amount Due NG	
618	E	Southern California Edison Co.	\$17,831.44	D	City of Anaheim	\$0.00	Net Amount Due E	\$17,831.44	Net Amount Due D	
619	E	Southern California Edison Co.	\$5,636.00	MA	City of Azusa	\$0.00	Net Amount Due E	\$5,636.00	Net Amount Due MA	
620	E	Southern California Edison Co.	\$2,779.00	COB	City of Banning	\$1,039.00	Net Amount Due E	\$1,740.00	Net Amount Due COB	
621	E	Southern California Edison Co.	\$2,816.00	F	City of Colton	\$230.00	Net Amount Due E	\$2,586.00	Net Amount Due F	
622	E	Southern California Edison Co.	\$4,862.00	V	City of Vernon	\$0.00	Net Amount Due E	\$4,862.00	Net Amount Due V	
629	E	Southern California Edison Co.	\$144,290.10	ATS	MCI Metro/ATS	\$481.00	Net Amount Due E	\$143,809.10	Net Amount Due ATS	
631	E	Southern California Edison Co.	\$8,857.00	MCI	MCI Communications	\$0.00	Net Amount Due E	\$8,857.00	Net Amount Due MCI	
632	E	Southern California Edison Co.	\$203,254.08	ATC	Verizon Wireless	\$534.00	Net Amount Due E	\$202,720.08	Net Amount Due ATC	
633	E	Southern California Edison Co.	\$25,368.42	LAC	AT&T Mobility	\$0.00	Net Amount Due E	\$25,368.42	Net Amount Due LAC	
634	E	Southern California Edison Co.	\$6,956.00	ICG	M-POWER	\$0.00	Net Amount Due E	\$6,956.00	Net Amount Due ICG	
637	E	Southern California Edison Co.	\$16,027.17	SPR	Sprint Nextel Corporation	\$520.00	Net Amount Due E	\$15,507.17	Net Amount Due SPR	
645	MM	Dept. of Water & Power, L.A.	\$47,771.00	HLA	AT&T California	\$10,586.00	Net Amount Due MM	\$37,185.00	Net Amount Due HLA	
684	MM	Dept. of Water & Power, L.A.	\$15,025.00	ATC	Verizon Wireless	\$1,398.00	Net Amount Due MM	\$13,627.00	Net Amount Due ATC	
685	MM	Dept. of Water & Power, L.A.	\$231.00	LAC	AT&T Mobility	\$0.00	Net Amount Due MM	\$231.00	Net Amount Due LAC	
695	MM	Dept. of Water & Power, L.A.	\$974.00	ATS	MCI Metro/ATS	\$0.00	Net Amount Due MM	\$974.00	Net Amount Due ATS	
852	NG	Crown Castle NG West Inc.	\$178.00	TWN	Time Warner Cable (N Zone 1-7)	\$368.00	Net Amount Due NG		Net Amount Due TWN	\$190.00
854	NG	Crown Castle NG West Inc.	\$2,972.00	HLA	AT&T California	\$17,478.00	Net Amount Due NG		Net Amount Due HLA	\$14,506.00
855	MM	Dept. of Water & Power, L.A.	\$19,772.00	NG	Crown Castle NG West Inc.	\$2,186.00	Net Amount Due MM	\$17,586.00	Net Amount Due NG	
865	NG	Crown Castle NG West Inc.	\$693.00	ATC	Verizon Wireless	\$656.00	Net Amount Due NG	\$37.00	Net Amount Due ATC	
866	NG	Crown Castle NG West Inc.	\$598.00	LAC	AT&T Mobility	\$1,105.00	Net Amount Due NG		Net Amount Due LAC	\$507.00
870	NG	Crown Castle NG West Inc.	\$0.00	HSO	AT&T California	\$1,510.00	Net Amount Due NG		Net Amount Due HSO	\$1,510.00
871	NG	Crown Castle NG West Inc.	\$0.00	MCI	MCI Communications	\$707.00	Net Amount Due NG		Net Amount Due MCI	\$707.00
880	E	Southern California Edison Co.	\$34,796.16	TWN	Time Warner Cable (N Zone 1-7)	\$253.00	Net Amount Due E	\$34,543.16	Net Amount Due TWN	
883	MM	Dept. of Water & Power, L.A.	\$209.00	TWN	Time Warner Cable (N Zone 1-7)	\$0.00	Net Amount Due MM	\$209.00	Net Amount Due TWN	
895	E	Southern California Edison Co.	\$31,436.83	NPN	NewPath Networks	\$6,234.00	Net Amount Due E	\$25,202.83	Net Amount Due NPN	
923	E	Southern California Edison Co.	\$5,265,721.11	FTR	Frontier Communications	\$303,619.00	Net Amount Due E	\$4,962,102.11	Net Amount Due FTR	
925	E	Southern California Edison Co.	\$31,739.17	TWS	Time Warner Cable (S Zone 8-12)	\$0.00	Net Amount Due E	\$31,739.17	Net Amount Due TWS	
936	E	Southern California Edison Co.	\$62,346.94	TCA	Teleport Communications Americ	\$2,078.00	Net Amount Due E	\$60,268.94	Net Amount Due TCA	
937	MM	Dept. of Water & Power, L.A.	\$256.00	TCA	Teleport Communications Americ	\$0.00	Net Amount Due MM	\$256.00	Net Amount Due TCA	
940	NG	Crown Castle NG West Inc.	\$0.00	TCA	Teleport Communications Americ	\$1,792.00	Net Amount Due NG		Net Amount Due TCA	\$1,792.00
961	NPN	NewPath Networks	\$0.00	MCI	MCI Communications	\$300.00	Net Amount Due NPN		Net Amount Due MCI	\$300.00
967	NG	Crown Castle NG West Inc.	\$3,851.00	FTR	Frontier Communications	\$9,958.00	Net Amount Due NG		Net Amount Due FTR	\$6,107.00

970	FTR	Frontier Communications	\$693.00	TWS	Time Warner Cable (S Zone 8-12)	\$0.00	Net Amount Due FTR	\$693.00	Net Amount Due TWS	
971	FTR	Frontier Communications	\$408.00	HSO	AT&T California	\$576.00	Net Amount Due FTR		Net Amount Due HSO	\$168.00
972	FTR	Frontier Communications	\$366.00	TCA	Teleport Communications Americ	\$0.00	Net Amount Due FTR	\$366.00	Net Amount Due TCA	
975	FTR	Frontier Communications	\$3,654.00	ATC	Verizon Wireless	\$0.00	Net Amount Due FTR	\$3,654.00	Net Amount Due ATC	
978	FTR	Frontier Communications	\$27.00	TWN	Time Warner Cable (N Zone 1-7)	\$0.00	Net Amount Due FTR	\$27.00	Net Amount Due TWN	
982	FTR	Frontier Communications	\$383.00	NXT	XO Communications	\$0.00	Net Amount Due FTR	\$383.00	Net Amount Due NXT	

Most Time Consuming JPAs

Item 1662: Billing Process Simplification (6/18/19)

No.	Description	Recommendations
1	Pole class. Members have their own prices and once they depreciate we have to refer to up to 4 or 5 sheets and then reference up to 10 prices.	Bill by Structural Value - Weighted Average.
2	4.1A or B. Current Rule: Less on Record More on Proposed - Purchasing Interest bill by Proposed Penalty by Anchor. More on Record Less on Proposed - Purchase Interest by Record Penalty by Record	Bill both Purchase of Interest and Penalty by Proposed
3	4.2 Purchase of Interest concurrently w/relinquishment Have extra account for salvage of relinquished	No account for salvage unless monies are owed.
4	Percentage on multi party JPAs with AT&T California and Frontier. AT&T needs for accounting purposes but	Only AT&T
5	SCZ not adequate. Less than 4'	Bill as stated with what SCZ states. No note needed
6	Defaults: Section 7.7 - No 4.1A or B defaults to 4.1B Section 7.7 - No space on record side defaults to 1' Item 83 - 2017 to current defaults to 83A	Do not bill Do not bill Do not bill

BILL NO. 7-19-615, 854, 866
 PAGE NO. 1

FINAL AUTHORIZATION FOR JOINT POLE TRANSACTION

This authorization is in accordance with Joint Pole Agreement and Routine. The undersigned have agreed on joint work as specified herein.
 Date Prepared 7/3/2019 In Field By Telephone
 Date Sent 4/15/2015 Confirming Agreement Date Completed JUN 17 2019 Pages 1 J.P. Auth No NG-ASP63-01

COSTS and BILLING DATA

- BILLING CODES**
 1. PLACED CURRENT YEAR
 2. PLACED PRIOR YEAR
 3. UNAUTHORIZED ATTACHMENT
 4. SALVAGE VALUE
 5. AUTHORIZED COSTS

UTILITY	REPRESENTATIVE	DISTRICT-DIVISION-EXCHANGE	APPROVED	TAXING INSTRUCTIONS	ACCOUNTING DATA
E	Larry Chow	South Bay	Vivian Munoz	Torrance	
HLA	Roland Corpus	LA	B. Barrera	Los Angeles	A414
LAC	Yvonne Johnson		18.1D		
NG	Earle Carrion	San Jose	P. Haney	Santa Clara	ATT1019

BILL NO. 615

POLE NO.	Pole Length N/S/E Size	Year Set	Pole Treat. Class Anchor Dist.	Record				Proposed				Item No.	LOCATION AND NATURE OF WORK <small>If not in accordance with Joint Pole agreement and routine-state reasons.</small>	BILL CODE	AMOUNT DUE		ACCOUNTING DIRECTIONS
				E	HLA	LAC	NG	E	HLA	LAC	NG				UTILITY TOTAL AMT	UTILITY TOTAL AMT	
				12KV	C	C	ANT	12KV	C	C	ANT		NG TO PURCH ADD'L SEC 4.0; NG & E TO PL NEW RISERS SEC 3.4	1			
								30	18	10	20		NG TO REARRANGE SEC 10.9; COR OF REC SEC 13.3 - LOC	2			E-NG 2 Y0'
123050E	50	58	FT	43-14	24-6 TN 24	23-1	24-1	43-12	27-2 TN 27	25-2	28-1 23-5		PALOS VERDES DR E E/S 5' N/O VIA EL MIRO	3	2	33	H-NG 5 Y0'
			ARM	14	5	5	ALL	12	2	2	ALL		NG LWR EXIST DBL CEA W/ EXIST ANT TO 21'0"	4			LAC-NG Y0'
								2	3	15	5		COR LOC: S/A PALOS VERDES DR W S/B E	5			
														6			
														7			
													4' SCZ W/ GA PRESENT	8			
													2' ANT SCZ TO COMMS ADEQUATE	9			
														10			
														11			
														12			
														13			
															COL TOT	33	

POLE LEGEND:
 L = LOWER TOP (Item 52)
 P = PULL (Item 54)
 PB = PULL BUTT
 T = TRANSPORT (Item 58)
 S = SALVAGE
 D = DISPOSE (Item 62)
 TN = TENANT

ANCHORARM LEGEND:
 AR = ANCHORARM REMOVED
 AT = ANCHORARM TRANSFERRED

Show quantity of items to be billed in the Column of Party to be Paid.

GEOGRAPHICAL LOCATION
Palos Verdes

FORM 48 SENT 5/20/2019

PAGE TOTAL

yt

COSTS and BILLING DATE

BILL NO. 7-19-854, 866

FINAL

BILLING CODES

- 1. PLACED CURRENT YEAR
- 2. PLACED PRIOR YEAR
- 3. UNAUTHORIZED ATTACHMENT
- 4. SALVAGE VALUE
- 5. AUTHORIZED COST

J.P. AUTH. NO. NG-ASP63-01

BILL NO. 854

BILL NO. 866

BILL NO.

BILL NO.

BILL NO.

AMOUNT DUE			
BILL CODE	UTILITY	BILL CODE	UTILITY
	NG		H
	TOTAL AMT		TOTAL AMT
	0		48
	AMOUNT		AMOUNT

AMOUNT DUE			
BILL CODE	UTILITY	BILL CODE	UTILITY
	NG		LAC
	TOTAL AMT		TOTAL AMT
	0		2
	AMOUNT		AMOUNT

AMOUNT DUE			
BILL CODE	UTILITY	BILL CODE	UTILITY
	TOTAL AMT		TOTAL AMT
	AMOUNT		AMOUNT

AMOUNT DUE			
BILL CODE	UTILITY	BILL CODE	UTILITY
	TOTAL AMT		TOTAL AMT
	AMOUNT		AMOUNT

AMOUNT DUE			
BILL CODE	UTILITY	BILL CODE	UTILITY
	TOTAL AMT		TOTAL AMT
	AMOUNT		AMOUNT

ACCOUNTING DIRECTIONS:

1.			
2.			
3.		2	48
4.			
5.			
6.			
7.			
8.			
9.			
10.			
11.			
12.			
13.			
COL			48
TOL			

1.			
2.			
3.		2	2
4.			
5.			
6.			
7.			
8.			
9.			
10.			
11.			
12.			
13.			
COL			2
TOL			

1.			
2.			
3.			
4.			
5.			
6.			
7.			
8.			
9.			
10.			
11.			
12.			
13.			
COL			
TOL			

1.			
2.			
3.			
4.			
5.			
6.			
7.			
8.			
9.			
10.			
11.			
12.			
13.			
COL			
TOL			

1.			
2.			
3.			
4.			
5.			
6.			
7.			
8.			
9.			
10.			
11.			
12.			
13.			
COL			
TOL			

1.
2.
3.
4.
5.
6.
7.
8.
9.
10.
11.
12.
13.

BILL NO. 7-19-883, 978, 888, 879, 852, 866

PAGE NO. 1 OF 3

FINAL AUTHORIZATION FOR JOINT POLE TRANSACTION

J.P. FORM 2-1 Rev 07/13

This authorization is in accordance with Joint Pole Agreement and Routine. The undersigned have agreed on joint work as specified herein.

Date Prepared 11/1/2010 In Field
 Date Sent 11/1/2010 Confirming Agreement

By Telephone Date Completed JUL 03 2019 No. of Pages 1 OF 3

J.P. Auth. No. TWC-15550-01

COSTS and BILLING DATA

- BILLING CODES**
 1. PLACED CURRENT YEAR
 2. PLACED PRIOR YEAR
 3. UNAUTHORIZED ATTACHMENT
 4. SALVAGE VALUE
 5. AUTHORIZED COSTS

BILL NO. 883

UTILITY	REPRESENTATIVE	DISTRICT-DIVISION-EXCHANGE	APPROVED	TAXING INSTRUCTIONS	ACCOUNTING DATA
M	B. SPEASE	WEST LA EAST	18.1D		
FTR	C. BOLLOW	OUT OF FRANCHISE	C. JOHNSON		RECORD
ATC	L. PRESCOTT	LOS ANGELES	M. MURRILLO	LA	106094
LAC	Y. JOHNSON	LOS ANGELES	C. WAGER		141509
NG	P. HANEY	LA VERNE	18.1D		
TWN	J. FISHER (CES)	LOS ANGELES	R. STARKEY	LOS ANGELES	SV00459A 562-87

AMOUNT DUE	
UTILITY	UTILITY
M	TWN
TOTAL AMT	TOTAL AMT
209	0
AMOUNT	AMOUNT

POLE NO.	Pole Length	Year Set	Pole Type	Class	Record					Proposed						Item No.	LOCATION AND NATURE OF WORK <small>If not in accordance with Joint Pole agreement and routine-state reasons.</small>	BILL CODE	AMOUNT	ACCOUNTING DIRECTIONS:
					L	FTR	ATC	LAC	NG	L	FTR	ATC	LAC	NG	TWN					
337111M	45	70	G	CLA	39-9	20-1	22-1	23-1	24-1	39-9	21-1	22-1	23-1	24-1	24-1	111B	TWN TO PURCH SEC 4.4, PL ANC SEC 3.1, LAC RELINQUISH ANC SEC 12.9	1		
					21-1	19-1	20-2													
	1"	10	SE									.60	.60		112B	BEVERLY GLEN BL E/S 750' S/O MULHOLLAND DR	2	14		
	2 1/2"	PBR										.50	.50	112B						
	1"		SW		.34	.33	.33										8			LAC 40
	2 1/2"	PBR			.34	.33	.33													
	1"		SW	10				.50	.50					100			9			LAC 40
	2 1/2"	PBR	10					.50	.50					100						
																	10			
																	11			
																	12			
																	13			

POLE LEGEND:
 P = PULL (Item 5A)
 PB = PULL BUTT
 T = TRANSPORT (Item 5B)
 S = SALVAGE
 D = DISPOSE (Item 5C)
 TN = TENANT

ANCHORARM LEGEND:
 AR = ANCHORARM REMOVED
 AT = ANCHORARM TRANSFERRED

Show Quantity of Items to be billed in the Column of Party to be Paid.

GEOGRAPHICAL LOCATION
HOLLYWOOD HILLS
 COMMUNITY

FORM 48 SENT 10-18-11

COL TOT	AMOUNT	AMOUNT
14	0	0
PAGE TOTAL	14	0

070

COSTS and BILLING DATE

BILL NO. 7-19-978, 888, 879, 852, 866

FINAL

BILLING CODES

1. PLACED CURRENT YEAR
2. PLACED PRIOR YEAR
3. UNAUTHORIZED ATTACHMENT
4. SALVAGE VALUE
5. AUTHORIZED COST

J.P. AUTH. NO. TWC-15550-01

BILL NO. 978

AMOUNT DUE			
BILL CODE	UTILITY	BILL CODE	UTILITY
	FTR		TWN
	TOTAL AMT		TOTAL AMT
	27		0
AMOUNT		AMOUNT	
1.			
2.	2 14		
3.			
4.			
5.			
6.			
7.			
8.			
9.			
10.			
11.			
12.			
13.			
COL TOL	14	COL TOL	0

BILL NO. 888

AMOUNT DUE			
BILL CODE	UTILITY	BILL CODE	UTILITY
	TWN		ATC
	TOTAL AMT		TOTAL AMT
	0		273
AMOUNT		AMOUNT	
1.			
2.	2 14		
3.			
4.			
5.			
6.			
7.			
8.			
9.			
10.			
11.			
12.			
13.			
COL TOL	0	COL TOL	14

BILL NO. 879

AMOUNT DUE			
BILL CODE	UTILITY	BILL CODE	UTILITY
	TWN		LAC
	TOTAL AMT		TOTAL AMT
	368		258
AMOUNT		AMOUNT	
1.			
2.	2 14		
3.			
4.	1 267		
5.	1 101		
6.			
7.			
8.			
9.			
10.			
11.			
12.			
13.			
COL TOL	368	COL TOL	14

BILL NO. 852

AMOUNT DUE			
BILL CODE	UTILITY	BILL CODE	UTILITY
	NG		TWN
	TOTAL AMT		TOTAL AMT
	178		368
AMOUNT		AMOUNT	
1.			
2.	2 21		
3.			
4.	1 267		
5.	1 101		
6.			
7.			
8.			
9.			
10.			
11.			
12.			
13.			
COL TOL	21	COL TOL	368

BILL NO. 866

AMOUNT DUE			
BILL CODE	UTILITY	BILL CODE	UTILITY
	NG		LAC
	TOTAL AMT		TOTAL AMT
	0		0
AMOUNT		AMOUNT	
1.			
2.			
3.			
4.			
5.			
6.			
7.			
8.		40	
9.		40	
10.			
11.			
12.			
13.			
COL TOL	0	COL TOL	0

ACCOUNTING DIRECTIONS:

BILL NO. 978

BILL NO. 888

BILL NO. 879

BILL NO. 852

BILL NO. 866

J.P. AUTH. NO. TWC-15550-01

	AMOUNT DUE			
	BAL CODE	UTILITY	BAL CODE	UTILITY
	FTR	TWN		
1				
2	2	13		
3				
4				
5				
6				
7				
8				
9				
10				
11				
12				
13				
14				
15				
16				
17				
18				
19				
COL TOT	13	0		

	AMOUNT DUE			
	BAL CODE	UTILITY	BAL CODE	UTILITY
	TWN	ATC		
1				
2		2	13	
3				
4		2	31	
5				
6				
7				
8		2	38	
9				
10				
11		2	22	
12		2	19	
13				
14				
15				
16				
17				
18				
19				
COL TOT	0	123		

	AMOUNT DUE			
	BAL CODE	UTILITY	BAL CODE	UTILITY
	TWN	LAC		
1				
2		2	13	
3				
4		2	31	
5				
6				
7				
8		2	38	
9				
10				
11		2	22	
12		2	19	
13				
14				
15				
16				
17				
18				
19				
COL TOT	0	123		

	AMOUNT DUE			
	BAL CODE	UTILITY	BAL CODE	UTILITY
	NG	TWN		
1				
2	2	13		
3				
4	2	31		
5				
6				
7				
8	2	50		
9				
10				
11	2	22		
12	2	19		
13				
14				
15				
16				
17				
18				
19				
COL TOT	135	0		

	AMOUNT DUE			
	BAL CODE	UTILITY	BAL CODE	UTILITY
	NG	LAC		
1				
2				
3				
4				
5				
6				
7				
8				
9				
10				
11				
12				
13				
14				
15				
16				
17				
18				
19				
COL TOT	0	0		

ACCOUNTING DIRECTIONS

PAGE TOTAL 13 0

PAGE TOTAL 0 123

PAGE TOTAL 0 123

PAGE TOTAL 135 0

PAGE TOTAL 0 0

POLE NO.	Pole Length Anchor Size	Year Set	Record							Proposed							Item No.	LOCATION AND NATURE OF WORK If not in accordance with Joint Pole agreement and routine-state reasons.	BILL CODE	UTILITY M	BILL CODE	UTILITY TWN	ACCOUNTING DIRECTIONS:																
			Class Anchor Desc.	L M	FTR	ATC	LAC	NG			L M	FTR	ATC	LAC	NG	TWN																							
00082PTC	40	94	FT CLS	34-3	22-1	23-3	24-1	25-1																															
				24-1																																			
	3/4"	SW	E		.34	.33	.33																																
	2 1/2"	PBR			.34	.33	.33																																
	1"	10	S										.50			.50			111B	TWN TO TRF ATC DNG TO NEW ANC - S - NO COST																			
00083PTC	40	94	FT	34-3		24-6	25-1																																
	3/4"		W			.50	.50																																

POLE LEGEND:
 P = FULL (Item 5A)
 PB = FULL BUTT
 T = TRANSPORT (Item 5B)
 S = SALVAGE
 D = DISPOSE (Item 5C)
 TN = TENANT

L = LOWER TOP (Item 5E)
 C(X) = FOOTAGE CUT
 SCZ = SAFETY CLEARANCE ZONE

ANCHORARM LEGEND:
 AR = ANCHORARM REMOVED
 AT = ANCHORARM TRANSFERRED

Show Quantity of items to be billed in the Column of Party to be Paid

GEOGRAPHICAL LOCATION
 HOLLYWOOD HILLS
 COMMUNITY

COL TOT 74 0
 PAGE TOTAL 74 0

BILL NO. 978

BILL NO. 888

BILL NO. 879

BILL NO. 852

BILL NO. 866

J.P. AUTH. NO. TWC-15550-01

	AMOUNT DUE			
	BILL CODE	UTILITY	BILL CODE	UTILITY
	FTR	TWN		
1				
2				
3				
4				
5				
6				
7				
8				
9				
10				
11				
12				
13				
14				
15				
16				
17				
18				
19				
COL TOT	0	0		

	AMOUNT DUE			
	BILL CODE	UTILITY	BILL CODE	UTILITY
	TWN	ATC		
1				
2		5 37		
3				
4				
5				
6	1 PRICES			
7				
8				
9		2 37		
10		2 62		
11				
12				
13				
14				
15				
16				
17				
18				
19				
COL TOT	0	136		

	AMOUNT DUE			
	BILL CODE	UTILITY	BILL CODE	UTILITY
	TWN	LAC		
1				
2		5 22		
3				
4				
5				
6				
7				
8				
9		2 37		
10		2 62		
11				
12				
13				
14				
15				
16				
17				
18				
19				
COL TOT	0	121		

	AMOUNT DUE			
	BILL CODE	UTILITY	BILL CODE	UTILITY
	NG	TWN		
1				
2	5 22			
3				
4				
5				
6				
7				
8				
9				
10				
11				
12				
13				
14				
15				
16				
17				
18				
19				
COL TOT	22	0		

	AMOUNT DUE			
	BILL CODE	UTILITY	BILL CODE	UTILITY
	NG	LAC		
1				
2				
3				
4				
5				
6				
7				
8				
9				
10				
11				
12				
13				
14				
15				
16				
17				
18				
19				
COL TOT	0	0		

ACCOUNTING DIRECTIONS

PAGE TOTAL 0 0

PAGE TOTAL 0 136

PAGE TOTAL 0 121

PAGE TOTAL 22 0

PAGE TOTAL 0 0

Southern California Joint Pole Committee

279 E. Arrow Hwy. Suite 104
San Dimas, CA 91773
Phone (909) 599-3801
Fax (909) 599-3825

September 17, 2019

A regular meeting of the **Billing Process Simplification** took place on the above date, at 9:00 a.m., at the Committee office.

Those in attendance were:

Mr. John Bacon	City of Los Angeles
Mr. Ronald Schram	City of Los Angeles
Mr. Joe Serrato	Crown Castle NG West Inc./NewPath/CA-CLEC LLC
Mr. Saad Khalid	Crown Castle NG West Inc./NewPath/CA-CLEC LLC
Ms. Lynn Prescott	Verizon Wireless
Ms. Angela Pranata	Committee Staff
Ms. Kathleen Allen	Committee Staff

Those attending via teleconference were:

Mr. Wayne Brown	Southern California Edison
Ms. Valerie Mitwasi	Southern California Edison
Ms. Cory Crawford	AT&T California
Mr. Josh Mathisen	AT&T California
Mr. Bret Plaskey	Frontier Communications
Mr. Glenn Leckie	Frontier Communications
Mr. Ben Coffey	City of Banning
Ms. Maria Ortiz	XO Communication/MCI Telecom/MCI Metro
Ms. Lupe Hernandez	Teleport Communications America
Ms. Alicia Smith	Sprint Nextel/Sprint Communications
Mr. Aarize Dizon	Crown Castle NG West Inc./NewPath/CA-CLEC LLC
Ms. Linda McLean	Extenet Systems
Mr. Daniel Luty	Extenet Systems
Ms. Yvonne Johnson	AT&T Mobility
Ms. Racheal Torres	Mobilitie, LLC

Mr. Serrato called the meeting to order at 9:06 a.m. He stated there were previous minutes to review. However, was not on the agenda to address. Ms. Pranata stated she will add to next month's meeting agenda. Mr. Serrato then inquired whether the members had reviewed the minutes and if there were any comments, additions, deletions, or revisions. There were no questions or comments.

Mr. Serrato then summarized what has been previously discussed. He started on how to simplify the Form 44 and how much more can be done to simplify it. It

was discussed possibly to hold off the Form 44 until the next billing period if under a certain dollar amount. Also discussed, most time consuming JPAs and how they are to be billed. He explained an example of purchasing into the safety clearance zone and how it should be billed. Should it be split amongst the current owners or paid to the base owner. He stated this is how it was done in 2012 and if a change was made to go back to the previous way billed it would have to be proposed to the Admin. Board. He continued to summarize by stating there were a few action items too; members to further brain storm, Ms. Pranata to distribute the list on *Most Time Consuming JPAs*, which is part of the current packet and previous packet as well, and lastly possibly bringing in an accountant specialist to review the billing calculation process. Mr. Plaskey inquired if pole prices were included on the agenda. He commented that was a big part of it too. Having to flip through the books and everything. Ms. Allen commented that it is Number One on the *Most Time Consuming JPAs* list, Pole Prices/Pole Class.

The first agenda item is **Item 1662: Billing Process Simplification.**

Most Time Consuming JPAs

Ms. Allen opened and explained that she created some examples for review. Ms. Pranata brought up the first example JPA 3456. Ms. Allen stated she billed the JPA the current way and also the proposed way to show the difference in amounts. This particular example is to show the difference in prices with using a particular member's pole price against weighted average. It was discussed previously that it was thought using weighted average would save on time flipping through pole prices. The first example, pole 45678920E was billed by current rules using SCE Pole Prices. Section 4.0 is billed by *Date Sent* 2018, SCE Pole Prices, go down to year 2017, and then to class H2 prices. E would bill NG \$674 and H bill NG \$809. She then showed and explained that she billed the pole again by the proposed way by Weighted Average. E would then bill NG \$368 and H bill NG \$442. The difference for E billing NG would be -\$306 and for H billing NG -\$367. Mr. Plaskey commented that he is not sure his leadership would go for that and that example shows a substantial drop of cost recovery. Mr. Plaskey inquired how many years the billers go back. Ms. Allen stated it really depends. The billers use the prices for 15 years of depreciation. Ms. Pranata then commented that pending on the *Date Sent* of the JPA. Mr. Plaskey then inquired if the *Date Sent* of the JPA was 2012 the billers would have to go back to 2012 and use those prices. Ms. Allen commented correct. Ms. Allen also commented that we still receive JPAs with dates of 1990's, 1980's, and 2000. The billers do go back to those year prices to bill. The books date back to 1906. We do get some with older years, but mostly the office receives year 2000 to current from SCE. Mr. Plaskey then inquired what happens if the prices were capped and the billers only went back five years or seven years maximum. Would that provide any benefit to the billers in simplification? Ms. Pranata and Ms. Allen both commented yes. Mr. Serrato inquired if Mr. Plaskey is proposing to choose a number amount of years and beyond that would be weighted average. Within those years would we member specific pole prices. Mr. Plaskey commented right and to see what that looks like. In this case the pole is 2017 so FTR

would lose probably the same amount as H would be losing. Which is almost \$400 - \$500 a pole. That is a pretty substantial loss with a pole that is so new. If we can come up with a five year average then anything beyond that would be weighted. Ms. Pranata commented that is simplifications for the staff it is beneficial that they don't have to go through that many books. However, the companies have to look at it from their point of view and see if you are going to get less money or more money. Mr. Bacon stated that the question will be asked if this is long term over many years. Both sides will be at a reduced amount. It may be less across the board but when one company bills another company and that billed company bills back monthly does it even itself out or is it unfair to one particular company. Mr. Plaskey stated that is his concern as well and that he does not want to bill anyone \$1 more than they are owed and he doesn't want to be billed \$1 more that they owe. Volumes need to be taken into consider too. He continued to state in this example with NG is minimal for Frontier. In the grand scheme of things most of their transactions are with Edison. If we were to go to weighted average we would probably want to see what that looks like too. If Frontier were losing \$100 or more every pole that stacks up really quick; especially with Edison's volume. Ms. Prescott commented about weighted average that billers go back to using the oldest pole prices. In other words, you can use Edison's pole prices or DWP prices instead of weighted average because at that point you are not losing that much money. Ms. Pranata clarified that we would keep each individual pole prices but we would cap it after a certain amount of years. Ms. Prescott commented yes and every year we review the prices and knock off the last one. It would be fairer. Mr. Bacon inquired why it was changed in 2012. Ms. Pranata explained that the base owner use to charge. Ms. Allen commented that after further research it was 2008 that the billing was changed and that she met with a NG rep at that time and the billing was incorrect and was changed. Ms. Serrato stated that currently NG does not have those same concerns. Mr. Serrato inquired if anyone else expressed concerned of how it was before. Ms. Hernandez commented for example if ATC purchased four feet and an incoming member took the space of ATC before it was giving back to the base owner. But ATC paid for that foot and were not getting any refund. That is why it was changed. She continued that she is sure the dollars are not that much for that foot but can be looked at again. The originally issue was space was bought and dollars back to the base owner. Mr. Brown stated that looking at the presentation that this is something Edison is not going to go for. He will take to his accounts payable team and will get back to the committee. At this point, Edison will not accept. Edison's position is not in the business to lose money. Additionally, they do not purchase interest into a lot of poles so this is not favoring them. They are not in it to simplify for the billers and not make money. Mr. Mathisen commented to consider that cost of recovering some of those dollars. Many of those costs are paid by Edison. How much money are you recovering verses how much money is being spent. Mr. Plaskey commented that he agrees with Mr. Brown and are not in it to lose money either. However, an analysis to how much the overtime is costing. How much this impacts that overtime being paid. Mr. Plaskey asked if Ms. Pranata or Ms. Allen knows how much this impacts the workload. Ms. Pranata wanted to clarify that how much time it takes the billers spend on billing these type of JPAs? Mr. Plaskey commented yes and then inquired that if we simplify this process to a five or seven year mark, so you don't have to go back thumbing through all the different books through all the years, how much of a benefit

would it be to the billers. How much value would that add from a committee perspective and a staff perspective? How many hours would you save in a given week? Then they can kind of extrapolate out if four hours a week are being saved that can be multiplied against 52 weeks. They we can quantify what the savings would be that each member is billed. Mr. Serrato proposed for a biller to bill a set of JPAs the proposed way and then the current way. Calculate the time saved. Then they can extrapolate that to cover the week. How much time saved and how much money they are paying them. Ms. Prescott commented that maybe Ms. Pranata and Ms. Allen can figure out the percentage of JPAs that are older than seven years. If 10% do the other 90% fall sooner. This will also help in the decision making of capping a certain year. Ms. Prescott continued that maybe we are not really losing money. Whoever is paying may actually be paying more because we are using a later year rather than an earlier year. It might be ok we might not be losing money. If we knew how many were older. Try five years and seven years and take a look at that. If there is a lot about 30-40% back it up to 10 years. Mr. Plaskey commented that if it is one percent problem beyond seven years, if it is only one percent of the volume then it is kind of a mood issue. There is not going to be a lot of value added. But if there is like 20-30% beyond seven years there will be a significant impact. Ms. Prescott agreed. Then commented that maybe then back off to 10 years to give an idea where that cap should possibly be. Ms. Pranata stated that she wanted to add the most time consuming is figuring out whose member is losing the space and which member is billing the other member.

Ms. Pranata brought up the second example JPA Number 1234 and explained the most time consuming part is the pre billing which is figuring out the safety clearance zone, who is losing on record, and who is gaining on proposed. She continued, once this is figured out then we do the actual pricing. Mr. Serrato inquired what was being proposed. Ms. Allen explained this was discussed in February 2012 and for section 4.1X there are two sets of rules. If the purchase of interest footage is less on record and more on proposed we are to bill the purchase of interest by proposed and the penalty by record. If the purchase of interest footage on record is more and less on proposed we are to bill the purchase of interest by record and the penalty by record as well. Billing the JPA the current way means we have to allocate grade and space with footage, who is losing and who is gaining, on both the proposed side as well as the record side to determine proper cost. The proposed way is to bill the pole by proposed side. Purchase of interest and penalty would be based on the proposed side only. Ms. Allen continued that for this particular JPA the difference is very minimal. Each member would be losing about \$3 for this pole. She stated that it is about 15 to 20 minutes of a biller's time per pole to prebill. Ms. Prantata wanted to be clear to members that it is 15 minutes per pole to prebill. That does not include searching and printing out the pole records, preparing and printing out billing pages, and the actual pricing of the pole. Mr. Bacon inquired if on the proposed let's say in November the pole is going to be changed out don't you need the record to bring the billing up to date for November on what they have to pay for that pole. Ms. Allen replied no and explained on replacements this prebilling is not necessary. Mr. Serrato solicited questions and comments. He then stated that at the very least that 15 minutes per pole costs paying the staff more than the difference of the \$3 per member. These are the kind of things he wanted to focus on and make a quick decision to alleviate the staffs time. Mr. Serrato feels comfortable with moving forward with this. Mr. Plaskey inquired in the

example shown if M, H, ATC, LAC gaining \$3. Ms. Allen explained they would lose \$3. Mr. Plaskey inquired if that amount should be a negative \$3 and Ms. Allen replied yes it is a loss of \$3 from the current way to proposed way. Ms. Pranata suggested for next month to include time spent on the entire process. For example, break down and record individual times on how long it takes the preparation and printing of second pages, grade and space, and the actual billing. Ms. Crawford inquired if this would be for a Biller II to bill. Ms. Allen replied this is the work for a Biller Level III. Ms. Crawford inquired if Ms. Pranata can give the average rate of pay is. Ms. Pranata replied yes. Ms. Crawford commented then everyone can see it is probably a wash. Mr. Serrato and Mr. Plaskey both stated that further analysis is required. Mr. Plaskey stated that if he shows \$1 loss the local engineering leadership would not go for it. However, if he can show we are spending more processing the JPAs then the \$3 loss then that is an easy yes. The net gain to us would be through deduction and labor to process those. So we would be paying less on our monthly invoices to the SCJPC. Ms. Pranata asked for clarification on how the members would like Ms. Pranata and Ms. Allen to do the analysis? Mr. Serrato replied one biller would bill the JPAs the current way and the same biller would bill the JPAs the proposed way. Ms. Pranata then inquired if this information is for tomorrow or next month. Mr. Serrato replied next month. He then stated there will be a list of ideas and next to it the analysis the dollar amount saved verses gained. We do want to show that due diligence was done.

Ms. Pranata brought up the next example JPA 2345 Section 4.2 which does not involve money but involves a lot of time. Ms. Allen explained that section 4.2 is when one member is purchasing interest as another member is relinquishing interested. The billers have to make an additional account for each member remaining on the pole with the relinquishing member. She continued, that she is proposing to eliminate the accounts where salvage is due of \$0. Section 4.2 of the Routine Handbook does not talk about salvage being billed. Ms. Pranata inquired if it is important to members to see they are not receiving any salvage. Mr. Plaskey commented he thinks that would be ok we can kind of assume if we do not see a salvage value that there is no salvage on the pole. He then inquired from an accounting perspective do we need to have this for SCJPC's books? He then commented if maybe we should run this by the accountant and pay him for that. Ms. Prescott stated that there may be a few more questions we have and perhaps wait and make a list and present to the accountant all at once. Ms. Pranata explained that internally we don't do anything with the 4 \$0. We simply enter it into the Form 44 and it will show with the JPA number and \$0. Mr. Serrato commented he will have to take it back and discuss internally. Mr. Brown stated that he would have to make sure it did not affect the books in any type of way. He then inquired if we would delete the bill codes and the \$0 if no salvage value. Ms. Allen stated the accounts would not be created or shown at all. No accounts, bill codes, or \$0 shown. Ms. Plaskey inquired how often it happens. Ms. Allen replied a lot. She then explained if salvage is to be charged we would charge it. Mr. Plaskey commented that the billers are probably saving a minute or two not doing that. Ms. Pranata replied yes.

Mr. Serrato inquire if there are any more examples to be discussed. Ms. Allen replied that she thinks it is best to save the remaining examples until next month until further analysis is completed.

Ms. Prescott inquired if these examples are the toughest ones and if we can find out how many we do each month. A percentage would be fine just so the members have an idea. She continued, that there is going to be some give and take and it might come all out as a wash. We have to see we weigh out their time and the paying of overtime for the billers to stay and do their backlog. Weigh out some of \$2 and \$3 less but if we have a certain year cap they are paying more with the existing owners on record. She commented she thinks we should walk through it and see how many JPAs there are and do an analysis on the dollars. Mr. Bacon stated it sounds like most of the members do not want to lose that much money. So we are going to analyze this and do a lot of field work just to have it rejected anyway. He does not want the SCJPC have to go get data, how many of this and how many of that, and percentage wise if it is going to take away from doing what we do every day. If it is obvious most of the members do not want to lose that amount of money he does not want SCJPC to waste their time trying to figure it out. Ms. Prescott stated then we are going to have to decide if we are going to spend \$50,000 to do billing electronically. She added that is kind of where we were going with it. If we could simplify it. If we leave it the same and no one wants any changes that is what we are looking at. Ms. Prescott stated that the billing has gotten out of control and something has to be done. Mr. Plaskey stated once we start getting some of the analyses with the cost benefits for some of these proposals will probably get a better feel on it. Mr. Bacon commented that he does like putting a cap on it whether it's five, seven, or ten years and ending it there. Ms. Prescott agreed.

Miscellaneous Items.

Backlog

Mr. Bacon inquired how much the backlog costs the members. Ms. Pranata commented that she does not have the amount off hand. However, she will be able to have it for the members for next month. Mr. Bacon commented that it might make a difference if we are six months behind and then become only two months behind. Ms. Pranata explained that our backlog is different. We are only one month behind. Any JPAs not billed from the previous month are held over into the current month and will be billed first. There is never a six month backlog. She reiterated we are always one month behind.

Separated Weighted Average for Power Companies and for Communication Companies

Ms. Hernandez opened up the discussion and stated currently the Weighted Average is both Powers and Communication prices average out together. Then she inquired would it be beneficial to have the Power Companies pole prices as a weighted average and then a separate weighted average for Communication companies? Two separate prices? Ms. Pranata stated it can be added to the agenda for future discussion.

Review of Action Items

- Ms. Pranata and Ms. Allen to start a list of questions for the accountant.
- Ms. Allen to come up with a percentage of JPAs that are over five, seven, and ten years old.
- Ms. Pranata to come up with the average rate of pay for a Level III Biller.
- Ms. Allen to come up with a comparison on the current way versus proposed way on time on billing.
- Ms. Allen to come up with percentages on the most time consumed JPAs that were presented.
- Members to continue to brainstorm.

The meeting adjourned at 10:03 a.m. until next month.

Ms. Kathleen Allen – Committee Transcriber

Account	Code	Name	Amount	Code	Name	Amount				
601	E	Southern California Edison Co.	\$1,980,850.02	HLA	AT&T California	\$94,202.00	Net Amount Due E	\$1,886,648.02	Net Amount Due HLA	
602	E	Southern California Edison Co.	\$775,412.00	HSO	AT&T California	\$46,637.00	Net Amount Due E	\$728,775.00	Net Amount Due HSO	
603	E	Southern California Edison Co.	\$952,817.67	T	AT&T California	\$83,976.00	Net Amount Due E	\$868,841.67	Net Amount Due T	
604	E	Southern California Edison Co.	\$34,374.00	MM	Dept. of Water & Power, L.A.	\$2,479.00	Net Amount Due E	\$31,895.00	Net Amount Due MM	
606	E	Southern California Edison Co.	\$8,601.00	A	City of Glendale	\$2,293.00	Net Amount Due E	\$6,308.00	Net Amount Due A	
608	E	Southern California Edison Co.	\$33,996.17	NXT	XO Communications	\$0.00	Net Amount Due E	\$33,996.17	Net Amount Due NXT	
611	E	Southern California Edison Co.	\$3,661.00	MP	City of Pasadena	\$0.00	Net Amount Due E	\$3,661.00	Net Amount Due MP	
615	E	Southern California Edison Co.	\$343,785.68	NG	Crown Castle NG West Inc.	\$11,223.00	Net Amount Due E	\$332,562.68	Net Amount Due NG	
618	E	Southern California Edison Co.	\$17,831.44	D	City of Anaheim	\$0.00	Net Amount Due E	\$17,831.44	Net Amount Due D	
619	E	Southern California Edison Co.	\$5,636.00	MA	City of Azusa	\$0.00	Net Amount Due E	\$5,636.00	Net Amount Due MA	
620	E	Southern California Edison Co.	\$2,779.00	COB	City of Banning	\$1,039.00	Net Amount Due E	\$1,740.00	Net Amount Due COB	
621	E	Southern California Edison Co.	\$2,816.00	F	City of Colton	\$230.00	Net Amount Due E	\$2,586.00	Net Amount Due F	
622	E	Southern California Edison Co.	\$4,862.00	V	City of Vernon	\$0.00	Net Amount Due E	\$4,862.00	Net Amount Due V	
629	E	Southern California Edison Co.	\$144,290.10	ATS	MCI Metro/ATS	\$481.00	Net Amount Due E	\$143,809.10	Net Amount Due ATS	
631	E	Southern California Edison Co.	\$8,857.00	MCI	MCI Communications	\$0.00	Net Amount Due E	\$8,857.00	Net Amount Due MCI	
632	E	Southern California Edison Co.	\$203,254.08	ATC	Verizon Wireless	\$534.00	Net Amount Due E	\$202,720.08	Net Amount Due ATC	
633	E	Southern California Edison Co.	\$25,368.42	LAC	AT&T Mobility	\$0.00	Net Amount Due E	\$25,368.42	Net Amount Due LAC	
634	E	Southern California Edison Co.	\$6,956.00	ICG	M-POWER	\$0.00	Net Amount Due E	\$6,956.00	Net Amount Due ICG	
637	E	Southern California Edison Co.	\$16,027.17	SPR	Sprint Nextel Corporation	\$520.00	Net Amount Due E	\$15,507.17	Net Amount Due SPR	
645	MM	Dept. of Water & Power, L.A.	\$47,771.00	HLA	AT&T California	\$10,586.00	Net Amount Due MM	\$37,185.00	Net Amount Due HLA	
684	MM	Dept. of Water & Power, L.A.	\$15,025.00	ATC	Verizon Wireless	\$1,398.00	Net Amount Due MM	\$13,627.00	Net Amount Due ATC	
685	MM	Dept. of Water & Power, L.A.	\$231.00	LAC	AT&T Mobility	\$0.00	Net Amount Due MM	\$231.00	Net Amount Due LAC	
695	MM	Dept. of Water & Power, L.A.	\$974.00	ATS	MCI Metro/ATS	\$0.00	Net Amount Due MM	\$974.00	Net Amount Due ATS	
852	NG	Crown Castle NG West Inc.	\$178.00	TWN	Time Warner Cable (N Zone 1-7)	\$368.00	Net Amount Due NG		Net Amount Due TWN	\$190.00
854	NG	Crown Castle NG West Inc.	\$2,972.00	HLA	AT&T California	\$17,478.00	Net Amount Due NG		Net Amount Due HLA	\$14,506.00
855	MM	Dept. of Water & Power, L.A.	\$19,772.00	NG	Crown Castle NG West Inc.	\$2,186.00	Net Amount Due MM	\$17,586.00	Net Amount Due NG	
865	NG	Crown Castle NG West Inc.	\$693.00	ATC	Verizon Wireless	\$656.00	Net Amount Due NG	\$37.00	Net Amount Due ATC	
866	NG	Crown Castle NG West Inc.	\$598.00	LAC	AT&T Mobility	\$1,105.00	Net Amount Due NG		Net Amount Due LAC	\$507.00
870	NG	Crown Castle NG West Inc.	\$0.00	HSO	AT&T California	\$1,510.00	Net Amount Due NG		Net Amount Due HSO	\$1,510.00
871	NG	Crown Castle NG West Inc.	\$0.00	MCI	MCI Communications	\$707.00	Net Amount Due NG		Net Amount Due MCI	\$707.00
880	E	Southern California Edison Co.	\$34,796.16	TWN	Time Warner Cable (N Zone 1-7)	\$253.00	Net Amount Due E	\$34,543.16	Net Amount Due TWN	
883	MM	Dept. of Water & Power, L.A.	\$209.00	TWN	Time Warner Cable (N Zone 1-7)	\$0.00	Net Amount Due MM	\$209.00	Net Amount Due TWN	
895	E	Southern California Edison Co.	\$31,436.83	NPN	NewPath Networks	\$6,234.00	Net Amount Due E	\$25,202.83	Net Amount Due NPN	
923	E	Southern California Edison Co.	\$5,265,721.11	FTR	Frontier Communications	\$303,619.00	Net Amount Due E	\$4,962,102.11	Net Amount Due FTR	
925	E	Southern California Edison Co.	\$31,739.17	TWS	Time Warner Cable (S Zone 8-12)	\$0.00	Net Amount Due E	\$31,739.17	Net Amount Due TWS	
936	E	Southern California Edison Co.	\$62,346.94	TCA	Teleport Communications Americ	\$2,078.00	Net Amount Due E	\$60,268.94	Net Amount Due TCA	
937	MM	Dept. of Water & Power, L.A.	\$256.00	TCA	Teleport Communications Americ	\$0.00	Net Amount Due MM	\$256.00	Net Amount Due TCA	
940	NG	Crown Castle NG West Inc.	\$0.00	TCA	Teleport Communications Americ	\$1,792.00	Net Amount Due NG		Net Amount Due TCA	\$1,792.00
961	NPN	NewPath Networks	\$0.00	MCI	MCI Communications	\$300.00	Net Amount Due NPN		Net Amount Due MCI	\$300.00
967	NG	Crown Castle NG West Inc.	\$3,851.00	FTR	Frontier Communications	\$9,958.00	Net Amount Due NG		Net Amount Due FTR	\$6,107.00

970	FTR	Frontier Communications	\$693.00	TWS	Time Warner Cable (S Zone 8-12)	\$0.00	Net Amount Due FTR	\$693.00	Net Amount Due TWS	
971	FTR	Frontier Communications	\$408.00	HSO	AT&T California	\$576.00	Net Amount Due FTR		Net Amount Due HSO	\$168.00
972	FTR	Frontier Communications	\$366.00	TCA	Teleport Communications Americ	\$0.00	Net Amount Due FTR	\$366.00	Net Amount Due TCA	
975	FTR	Frontier Communications	\$3,654.00	ATC	Verizon Wireless	\$0.00	Net Amount Due FTR	\$3,654.00	Net Amount Due ATC	
978	FTR	Frontier Communications	\$27.00	TWN	Time Warner Cable (N Zone 1-7)	\$0.00	Net Amount Due FTR	\$27.00	Net Amount Due TWN	
982	FTR	Frontier Communications	\$383.00	NXT	XO Communications	\$0.00	Net Amount Due FTR	\$383.00	Net Amount Due NXT	

Most Time Consuming JPAs

Item 1662: Billing Process Simplification (6/18/19)

No.	Description	Recommendations
1	Pole Prices/Pole Class. Members have their own prices and once they depreciate we may have to refer up to 4 or 5 pages and then reference up to 10 prices.	Bill by Structural Value - Weighted Average.
2	4.1A or B. Current Rule: Less on Record More on Proposed - Purchasing Interest bill by Proposed Penalty by Record. More on Record Less on Proposed - Purchase Interest by Record Penalty by Record	Bill both Purchase of Interest and Penalty by Proposed
3	4.2 Purchase of Interest concurrently w/relinquishment Have extra account for salvage of relinquished	No account for salvage unless monies are owed.
4	4.1B Bill by Section being used with 4.1B with Section 7.7 By Date Sent 4.1B alone Date Sent	By Year Set of New Pole No Change
5	Percentage on multi party JPAs with AT&T California and Frontier. AT&T needs for accounting purposes but does FTR?	AT&T. Confirm FTR needs it
6	Defaults: Section 7.7 - No 4.1A or B defaults to 4.1B Section 7.7 - No space on record side defaults to 1' Item 83 - 2017 to current defaults to 83A	Do not bill Do not bill Do not bill
7	SCZ not adequate. Less than 4'	Bill as stated with what SCZ states. No note needed

Updated 9/6/2019

FINAL

AUTHORIZATION FOR JOINT POLE TRANSACTION

BILL NO. _____

This authorization is in accordance with Joint Pole Agreement and Routine. The undersigned have agreed on joint work as specified hereon.

Date Prepared _____

PAGE NO. _____

Date Sent 4/15/2015

Confirming Agreement _____

Field

By Telephone

Date Completed _____

No. of Pages _____

J.P. Auth. No. NG-ASP63-01

UTILITY	REPRESENTATIVE	DISTRICT-DIVISION-EXCHANGE	APPROVED	TAXING INSTRUCTIONS	ACCOUNTING DATA

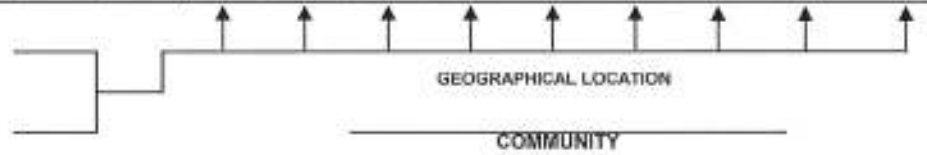
POLE NO.	Pole Length Actual Size	Year Set	Pole Tit		Record					Proposed					Item No.	LOCATION AND NATURE OF WORK <small>If not in accordance with Joint Pole agreement and routine-state reasons.</small>	
			Class	Anchor Orient.	12K	HLA	LAC	NG	12K	HLA	LAC	NG					
CURRENT WAY					E	HLA	LAC	NG			E	HLA	LAC	NG		NG PURCHASE ADDITIONAL SECTION 4.0	
																2' FROM E. 3' FROM H. 1/2' FROM SCZ	
1230560E	50	58	FT	-1	43-14	24-6 T24	23-1	24-1		-3	43-12	27-2 T27	25-2	28-1 23-5		E BILL NG 2 1/8'	
					14	5	0.5	0.5	20		12	2	2	6	22		H BILL NG 3 1/8'
											-2	-3	+1.5	+5.5			LAC BILL NG 1/8'
PROPOSED WAY																NG PURCHASE ADDITIONAL SECTION 4.0	
1230560E	50	58	FT		43-14	24-6 T24	23-1	24-1			43-12	27-2 T27	25-2	28-1 23-5		E BILL NG 2'	
					14	5	0.5	0.5	20		12	2	2	6			H BILL NG 3'
											-2	-3	+1.5	+5.5			NO SCZ PURCHASE

POLE LEGEND:
 F = FULL
 PB = PULL BOX
 T = TRANSFORMER
 S = SALVAGE
 D = DISPOSABLE
 TN = TENANT

L = LOWER CUT
 (N/A) = NOT APPLICABLE
 SCZ = SAFETY CLEARANCE ZONE

ANCHOR LEGEND:
 AR = ANCHOR ARM REMOVED
 AT = ANCHOR ARM TRANSFERRED

Show Quantity of items to be billed in the Column of Party to be Paid.



COSTS and BILLING DATE

FINAL

BILLING CODES

- 1. PLACED CURRENT YEAR
- 2. PLACED PRIOR YEAR
- 3. UNAUTHORIZED ATTACHMENT
- 4. SALVAGE VALUE
- 5. AUTHORIZED COST

BILL NO. _____

J.P. AUTH. NO. NG-ASP63-01

BILL NO. **615**

AMOUNT DUE			
BILL CODE	UTILITY	BILL CODE	UTILITY
	E		NG
	TOTAL AMT		TOTAL AMT
AMOUNT	AMOUNT	AMOUNT	AMOUNT
1.			
2.	2	33	
3.			
4.			
5.			
6.			
7.			
8.			
9.	2	31	
10.		\$2	
11.			
12.			
13.			
COL			
TOL			

BILL NO. **854**

AMOUNT DUE			
BILL CODE	UTILITY	BILL CODE	UTILITY
	NG		H
	TOTAL AMT		TOTAL AMT
AMOUNT	AMOUNT	AMOUNT	AMOUNT
1.			
2.		2	48
3.			
4.			
5.			
6.			
7.			
8.			
9.		2	46
10.			\$2
11.			
12.			
13.			
COL			
TOL			

BILL NO. **866**

AMOUNT DUE			
BILL CODE	UTILITY	BILL CODE	UTILITY
	NG		LAC
	TOTAL AMT		TOTAL AMT
AMOUNT	AMOUNT	AMOUNT	AMOUNT
1.			
2.		2	2
3.			
4.			
5.			
6.			
7.			
8.			
9.			
10.			\$2
11.			
12.			
13.			
COL			
TOL			

BILL NO. _____

AMOUNT DUE			
BILL CODE	UTILITY	BILL CODE	UTILITY
	TOTAL AMT		TOTAL AMT
AMOUNT	AMOUNT	AMOUNT	AMOUNT
1.			
2.			
3.			
4.			
5.			
6.			
7.			
8.			
9.			
10.			
11.			
12.			
13.			
COL			
TOL			

BILL NO. _____

AMOUNT DUE			
BILL CODE	UTILITY	BILL CODE	UTILITY
	TOTAL AMT		TOTAL AMT
AMOUNT	AMOUNT	AMOUNT	AMOUNT
1.			
2.			
3.			
4.			
5.			
6.			
7.			
8.			
9.			
10.			
11.			
12.			
13.			
COL			
TOL			

ACCOUNTING DIRECTIONS:

This authorization is in accordance with Joint Pole Agreement and Routine. The undersigned have agreed on joint work as specified herein.

Date Prepared _____

PAGE NO. _____

Date Sent 6/15/2018

Confirming Agreement _____

Field

By Telephone

Date Completed _____

No. of Pages _____


J.P. Auth.No. 3456

UTILITY	REPRESENTATIVE	DISTRICT-DIVISION-EXCHANGE	APPROVED	TAXING INSTRUCTIONS	ACCOUNTING DATA
			SECTION 4.0	SECTION 4.0	
			CURRENT RULE: If Members have their own prices to use them.	RECOMMENDATION: Bill by Structural Value - Weighted Average	

POLE NO.	Pole Length Anchor Size	Year Set	Pole Ttl Class Anchor Dist.	Record				Proposed				Item No.	LOCATION AND NATURE OF WORK <small>If not in accordance with Joint Pole agreement and routine-state reasons.</small>	
				12K E	HLA			12K E	HLA	NG				
													NG TO PURCHASE INTEREST SECTION 4.0	1.
CURRENT WAY									0.42	0.33	0.25			2.
45678920E	45	17	FT H2	39-9	24-6			6'	39-9	24-5	19-1	15	LOCATION HERE	3.
													BY SCE POLE PRICES	4.
PROPOSED WAY									0.42	0.33	0.25			5.
45678920E	45	17	FT H2	39-9	24-6			6'	39-9	24-5	19-1	15	LOCATION HERE	6.
													BY WEIGHTED AVERAGE	7.
CURRENT WAY									0.42	0.33	0.25		LOCATION HERE	8.
45678921E	45	75	FT 2	39-9	24-6			6'	39-9	24-5	19-1	15	BY SCE POLE PRICES	9.
														10.
PROPOSED WAY									0.42	0.33	0.25		LOCATION HERE	11.
45678921E	45	75	FT 2	39-9	24-6			6'	39-9	24-5	19-1	15	BY WEIGHTED AVERAGE	12.

POLE LEGEND:
 F = FULL
 PB = PULL BUTT
 T = TRANSFORMER
 S = SALVAGE
 D = DISPOSURE
 TN = TENANT
 L = LOWER CUT
 WAW = WARNING LIGHT
 SCZ = SAFETY CLEARANCE ZONE
ANCHOR LEGEND:
 AK = ANCHORARM REMOVED
 AT = ANCHORARM TRANSFERRED

Show Quantity of Items to be billed in the Column of Party to be Paid.



COSTS and BILLING DATE

FINAL

BILLING CODES

1. PLACED CURRENT YEAR
2. PLACED PRIOR YEAR
3. UNAUTHORIZED ATTACHMENT
4. SALVAGE VALUE
5. AUTHORIZED COST

BILL NO. _____

J.P. AUTH. NO. 3456

BILL NO. **615**

AMOUNT DUE			
BILL CODE	UTILITY	BILL CODE	UTILITY
	E		NG
	TOTAL AMT		TOTAL AMT
AMOUNT	AMOUNT	AMOUNT	AMOUNT
1.			
2.	2		674
3.			
4.			
5.			
6.	2		368
7.			-306
8.			
9.	2		108
10.			
11.			
12.	2		83
13.			-25
COL			
TOL			

BILL NO. **854**

AMOUNT DUE			
BILL CODE	UTILITY	BILL CODE	UTILITY
	NG		H
	TOTAL AMT		TOTAL AMT
AMOUNT	AMOUNT	AMOUNT	AMOUNT
1.			
2.		2	809
3.			
4.			
5.			
6.		2	442
7.			-367
8.			
9.		2	130
10.			
11.			
12.		2	100
13.			-30
COL			
TOL			

BILL NO.

AMOUNT DUE			
BILL CODE	UTILITY	BILL CODE	UTILITY
	TOTAL AMT		TOTAL AMT
AMOUNT	AMOUNT	AMOUNT	AMOUNT
1.			
2.			
3.			
4.			
5.			
6.			
7.			
8.			
9.			
10.			
11.			
12.			
13.			
COL			
TOL			

BILL NO.

AMOUNT DUE			
BILL CODE	UTILITY	BILL CODE	UTILITY
	TOTAL AMT		TOTAL AMT
AMOUNT	AMOUNT	AMOUNT	AMOUNT
1.			
2.			
3.			
4.			
5.			
6.			
7.			
8.			
9.			
10.			
11.			
12.			
13.			
COL			
TOL			

BILL NO.

AMOUNT DUE			
BILL CODE	UTILITY	BILL CODE	UTILITY
	TOTAL AMT		TOTAL AMT
AMOUNT	AMOUNT	AMOUNT	AMOUNT
1.			
2.			
3.			
4.			
5.			
6.			
7.			
8.			
9.			
10.			
11.			
12.			
13.			
COL			
TOL			

ACCOUNTING DIRECTIONS:

This authorization is in accordance with Joint Pole Agreement and Routine. The undersigned have agreed on joint work as specified hereon.

Date Prepared _____

PAGE NO. _____

Date Sent 5/10/2019

Confirming Agreement _____
Field

By Telephone Date Completed _____

No. of Pages _____


J.P. Auth.No. 4567

UTILITY	REPRESENTATIVE	DISTRICT-DIVISION-EXCHANGE	APPROVED	TAXING INSTRUCTIONS	ACCOUNTING DATA
			SECTION 4.0	SECTION 4.0	
			CURRENT RULE: If Members have their own prices to use them.	RECOMMENDATION: Bill by Structural Value - Weighted Average	

POLE NO.	Pole Length Anchor Size	Year Set	Pole Tit		Record				Proposed				Item No.	LOCATION AND NATURE OF WORK <small>If not in accordance with Joint Pole agreement and routine-state reasons.</small>
			Class	Anchor Desc.	12K	HLA	12K	HLA	NG					
					E	HLA			E	HLA	NG			NG TO PURCHASE INTEREST SECTION 4.0
CURRENT WAY									0.42	0.33	0.25			1.
367806M	45	10	FT 2		39-9	24-6		6"	39-9	24-5	19-1	15		LOCATION HERE
														BY M POLE PRICES
PROPOSED WAY									0.42	0.33	0.25			2.
367806M	45	10	FT 2		39-9	24-6		6"	39-9	24-5	19-1	15		LOCATION HERE
														BY WEIGHTED AVERAGE
CURRENT WAY									0.42	0.33	0.25			3.
367801M	45	75	FT 2		39-9	24-6		6"	39-9	24-5	19-1	15		LOCATION HERE
														BY M POLE PRICES
PROPOSED WAY									0.42	0.33	0.25			4.
367801M	45	75	FT 2		39-9	24-6		6"	39-9	24-5	19-1	15		LOCATION HERE
														BY WEIGHTED AVERAGE

POLE LEGEND:
 L = LOWER CUT
 F = FULL
 PB = FULL BULL
 1 = TRANSFORMER
 S = SALVAGE
 D = DISPOSE
 TN = TENANT
ANCHOR LEGEND:
 AK = ANCHORARM REMOVED
 AT = ANCHORARM TRANSFERRED

Show Quantity of Items to be billed in the Column of Party to be Paid.



COSTS and BILLING DATE

FINAL

BILLING CODES

- 1. PLACED CURRENT YEAR
- 2. PLACED PRIOR YEAR
- 3. UNAUTHORIZED ATTACHMENT
- 4. SALVAGE VALUE
- 5. AUTHORIZED COST

BILL NO. _____

J.P. AUTH. NO. **3456**

BILL NO. **855**

BILL NO. **854**

BILL NO. _____

BILL NO. _____

BILL NO. _____

AMOUNT DUE			
BILL CODE	UTILITY	BILL CODE	UTILITY
	M		NG
	TOTAL AMT		TOTAL AMT
AMOUNT	AMOUNT	AMOUNT	AMOUNT
1.			
2.	2		215
3.			
4.			
5.			
6.	2		186
7.			-29
8.			
9.	2		102
10.			
11.			
12.	2		61
13.			-41
COL			
TOL			

AMOUNT DUE			
BILL CODE	UTILITY	BILL CODE	UTILITY
	NG		H
	TOTAL AMT		TOTAL AMT
AMOUNT	AMOUNT	AMOUNT	AMOUNT
1.			
2.		2	258
3.			
4.			
5.			
6.		2	223
7.			-35
8.			
9.		2	123
10.			
11.			
12.		2	74
13.			-49
COL			
TOL			

AMOUNT DUE			
BILL CODE	UTILITY	BILL CODE	UTILITY
	TOTAL AMT		TOTAL AMT
	AMOUNT		AMOUNT
1.			
2.			
3.			
4.			
5.			
6.			
7.			
8.			
9.			
10.			
11.			
12.			
13.			
COL			
TOL			

AMOUNT DUE			
BILL CODE	UTILITY	BILL CODE	UTILITY
	TOTAL AMT		TOTAL AMT
	AMOUNT		AMOUNT
1.			
2.			
3.			
4.			
5.			
6.			
7.			
8.			
9.			
10.			
11.			
12.			
13.			
COL			
TOL			

AMOUNT DUE			
BILL CODE	UTILITY	BILL CODE	UTILITY
	TOTAL AMT		TOTAL AMT
	AMOUNT		AMOUNT
1.			
2.			
3.			
4.			
5.			
6.			
7.			
8.			
9.			
10.			
11.			
12.			
13.			
COL			
TOL			

ACCOUNTING DIRECTIONS:

1.
2.
3.
4.
5.
6.
7.
8.
9.
10.
11.
12.
13.

This authorization is in accordance with Joint Pole Agreement and Routine. The undersigned have agreed on joint work as specified herein.

Date Prepared _____

PAGE NO. _____

Date Sent 6/20/2018

Confirming Agreement _____
Field

By Telephone Date Completed _____

No. of Pages _____

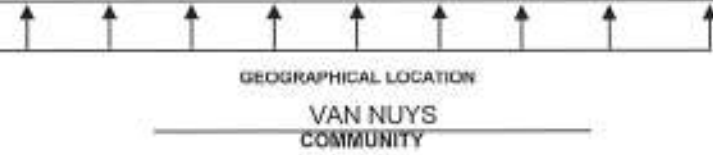
J.P. Auth. No. 1234

UTILITY	REPRESENTATIVE	DISTRICT-DIVISION-EXCHANGE	APPROVED	TAXING INSTRUCTIONS	ACCOUNTING DATA
			Section 4.1A or B	Section 4.1A or B	
			CURRENT RULE: (February 2012)	RECOMMENDATION:	
			Less on Record More on Proposed - Purchasing Interest (code 2)	Bill BOTH purchase of interest (code2)	
			Bill by Proposed, Penalty (code 3) by Record	and penalty (code3) by proposed	
			More on Record Less on Proposed - Purchase Interest (code2)		
			and Penalty (code 3) both by Record		

POLE NO.	Pole Length Anchor Size	Year Set	Pole Trn Class Anchor Direct.	Record						Proposed						Item No.	LOCATION AND NATURE OF WORK <small>If not in accordance with Joint Pole agreement and routine-state reasons.</small>	
				L M	H	ATC	LAC	NG			L M	H	ATC	LAC	NG			
CURRENT WAY					1/4	1/4	1/4	1/4									1.	
201785M	45	65	FT CL4	-1	39-7 26-1	24-6 T24	25-1	26-1	(27-1)								2.	NG TO PURCHASE SEC 4.1A, 4.3A, & 4.4
																	3.	MULHOLLAND DR N/S 1035' E/O DONA PEGITA DR
																	4.	
Originally billed 6' W/Unauth (SCZ) 5'					7.5	6	1	1		15							5.	
					7.5	6	1	1	1	16							6.	
PROPOSED WAY																	7.	NG TO PURCHASE SEC 4.1A, 4.3A, & 4.4
201785M	45	65	FT CL4		39-7 28-1	24-6 T24	25-1	26-1	(27-1)								8.	MULHOLLAND DR N/S 1035' E/O DONA PEGITA DR
																	9.	
																	10.	
																	11.	
																	12.	

POLE LEGEND:
 F = FULL
 PE = FULL BUILT
 T = TRANSPORT
 S = SALVAGE
 U = USEFUL
 TN = TENANT
 L = LOWER CUT
 MAJ = MAJOR CUT
 SCZ = SAFETY CLEARANCE ZONE
ANCHOR LEGEND:
 RH = ANCHORARM REMOVED
 AT = ANCHORARM TRANSFERRED

Show Quantity of Items to be billed in the Column of Party to be Paid.



FORM 48 SENT _____

COSTS and BILLING DATE

FINAL

BILLING CODES

1. PLACED CURRENT YEAR
2. PLACED PRIOR YEAR
3. UNAUTHORIZED ATTACHMENT
4. SALVAGE VALUE
5. AUTHORIZED COST

BILL NO. _____

J.P. AUTH. NO. 1234

BILL NO. **855**

AMOUNT DUE			
BILL CODE	UTILITY	BILL CODE	UTILITY
	M		NG
	TOTAL AMT		TOTAL AMT
AMOUNT	AMOUNT	AMOUNT	AMOUNT
1.			
2.			
3.	2 28		
3.	3 14		
4.	42		
5.			
6.			
7.			
8.	2 26		
8.	3 13		
9.	39		
10.	\$3		
11.			
12.			
13.			
COL			
TOL			

BILL NO. **854**

AMOUNT DUE			
BILL CODE	UTILITY	BILL CODE	UTILITY
	NG		H
	TOTAL AMT		TOTAL AMT
AMOUNT	AMOUNT	AMOUNT	AMOUNT
1.			
2.			
3.		2 28	
3.		3 14	
4.		42	
5.			
6.			
7.			
8.		2 26	
8.		3 13	
9.		39	
10.		\$3	
11.			
12.			
13.			
COL			
TOL			

BILL NO. **865**

AMOUNT DUE			
BILL CODE	UTILITY	BILL CODE	UTILITY
	NG		ATC
	TOTAL AMT		TOTAL AMT
AMOUNT	AMOUNT	AMOUNT	AMOUNT
1.			
2.			
3.		2 28	
3.		3 14	
4.		42	
5.			
6.			
7.			
8.		2 26	
8.		3 13	
9.		39	
10.		\$3	
11.			
12.			
13.			
COL			
TOL			

BILL NO. **866**

AMOUNT DUE			
BILL CODE	UTILITY	BILL CODE	UTILITY
	NG		LAC
	TOTAL AMT		TOTAL AMT
AMOUNT	AMOUNT	AMOUNT	AMOUNT
1.			
2.			
3.		2 28	
3.		3 14	
4.		42	
5.			
6.			
7.			
8.		2 26	
8.		3 13	
9.		39	
10.		\$3	
11.			
12.			
13.			
COL			
TOL			

BILL NO.

AMOUNT DUE			
BILL CODE	UTILITY	BILL CODE	UTILITY
	TOTAL AMT		TOTAL AMT
AMOUNT	AMOUNT	AMOUNT	AMOUNT
1.			
2.			
3.			
4.			
5.			
6.			
7.			
8.			
9.			
10.			
11.			
12.			
13.			
COL			
TOL			

ACCOUNTING DIRECTIONS:

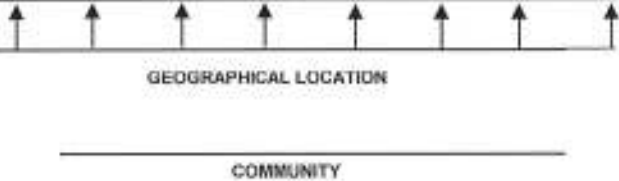
POLE NO.	Pole Length Anchor Size	Year Set	Pole Tilt Class Anchor Direct.	Record							Proposed							Item No.	LOCATION AND NATURE OF WORK <small>If not in accordance with Joint Pole agreement and routine-state reasons.</small>			
				L M	HLA	ATC	LAC	PBM	NG	L M	HLA	ATC	LAC	PBM	NG							
CURRENT WAY					1/5'	1/5'	1/5'	1/5'	1/5'			1/10 .25	1/10 .24	1/10 .13	1/10 13	1/10 .13	1/10 .12			NG TO PURCHASE SEC 4.1A, 4.3A, & 4.4		
322603M	45	65	FT CL4	-1	39-6 27-1	24-2 21-3	26-1	25-1	22-1	(28-1)	-1	39-6 28-1	25-3 21-3	26-1	27-1	22-1	28-1			MULLHOLLAND DR N/S 1150' E/O DONA PEGITA	1	
Originally billed 6' W/Unauth (SCZ) 5'					7 6	5 5	1 1	1 1	1 1	1 1		6.5	6	1	1	1	0.5	16				2
																						3
PROPOSED WAY												1/10 .25	1/10 .24	1/10 .13	1/10 13	1/10 .13	1/10 .12			NG TO PURCHASE SEC 4.1A, 4.3A, & 4.4		
322603M	45	65	FT CL4	-1	39-6 27-1	24-2 21-3	26-1	25-1	22-1	(28-1)	-1	39-6 28-1	25-3 21-3	26-1	27-1	22-1	28-1			MULLHOLLAND DR N/S 1150' E/O DONA PEGITA	5	
												6.5	6	1	1	1	0.5	16				6
																						7
																						8
																						9
																						10
																						11
																						12
																						13
																						14
																						15
																						16
																						17
																						18
																						19

POLE LEGEND:
 P = PULL
 PB = FULL BULL
 I = (HANG/CH)
 S = GALVANIZ
 D = DRY/DRY
 IN = (EMMI)

L = LOWER CUT
 C(X) = HOUSING CUT
 SCZ = SAFETY CLEARANCE ZONE

ANCHOR LEGEND:
 AN = ANCHOR/ANCHOR RENEWED
 AT = ANCHOR/ANCHOR TRANSFERRED

Show Quantity of items to be billed in the Column of Party to be Paid.



BILL NO. 855

BILL NO. 854

BILL NO. 865

BILL NO. 866

BILL NO. 867

J.P. AUTH. NO. 1234

AMOUNT DUE			
BILL CODE	UTILITY	BILL CODE	UTILITY
	M		NG
1	2 19 3 10		
2	29		
3			
4			
5	2 18 3 9		
6	27		
7			
8	\$2		
9			
10			
11			
12			
13			
14			
15			
16			
17			
18			
19			
COL TOT			

AMOUNT DUE			
BILL CODE	UTILITY	BILL CODE	UTILITY
	NG		H
1		2 19 3 10	
2		29	
3			
4			
5		2 18 3 9	
6		27	
7			
8		\$2	
9			
10			
11			
12			
13			
14			
15			
16			
17			
18			
19			
COL TOT			

AMOUNT DUE			
BILL CODE	UTILITY	BILL CODE	UTILITY
	NG		ATC
1		2 19 3 10	
2		29	
3			
4			
5		2 18 3 9	
6		27	
7			
8		\$2	
9			
10			
11			
12			
13			
14			
15			
16			
17			
18			
19			
COL TOT			

AMOUNT DUE			
BILL CODE	UTILITY	BILL CODE	UTILITY
	NG		LAC
1		2 19 3 10	
2		29	
3			
4			
5		2 18 3 9	
6		27	
7			
8		\$2	
9			
10			
11			
12			
13			
14			
15			
16			
17			
18			
19			
COL TOT			

AMOUNT DUE			
BILL CODE	UTILITY	BILL CODE	UTILITY
	NG		PBM
1		2 19 3 10	
2		29	
3			
4			
5		2 18 3 9	
6		27	
7			
8		\$2	
9			
10			
11			
12			
13			
14			
15			
16			
17			
18			
19			
COL TOT			

ACCOUNTING DIRECTIONS

1
2
3
4
5
6
7
8
9
10
11
12
13
14
15
16
17
18
19

FINAL

AUTHORIZATION FOR JOINT POLE TRANSACTION

BILL NO. _____

This authorization is in accordance with Joint Pole Agreement and Routine. The undersigned have agreed on joint work as specified herein.

Date Prepared _____

PAGE NO. _____

Date Sent 6/15/2018

Confirming Agreement _____

Field

By Telephone

Date Completed _____

No. of Pages _____

J.P. Auth.No. 2345

UTILITY	REPRESENTATIVE	DISTRICT-DIVISION-EXCHANGE	APPROVED	TAXING INSTRUCTIONS	ACCOUNTING DATA
			<u>4.2</u>	<u>4.2</u> RECOMMENDATION: No extra account unless salvage is owed.	
			CURRENT RULE: Make an extra account for each member with relinquished member.		

POLE NO.	Pole Length Anch. Size	Year Set	Pole Tit Class Anch. Direct.	Record							Proposed							Item No.	LOCATION AND NATURE OF WORK <small>If not in accordance with Joint Pole agreement and routine-state reasons.</small>	
				12K E	HLA	ATC	LAC	PBM	SPR	NG	12K E	HLA	ATC	LAC	PBM	SPR	NG			
CURRENT WAY																			NG TO PURCHASE INTEREST AND SPR TO RELINQ INT SECTION 4.0 AND 4.2 NO	1.
											0.37	0.16	0.11	0.11	0.12	1	0.13		NO CHARGE BETWEEN SPR AND NG	2.
1632175E	50	67	FT 2	43-13	21-3	22-1	22-1	23-1	24-1	6'	43-13	21-3	22-1	22-1	23-1	NI	24-1		LOCATION HERE	3.
											13	3	0.5	0.5	1		1	19	SALVAGE BILLED	4.
																				5.
PROPOSED WAY																			NG TO PURCHASE INTEREST AND SPR TO RELINQ INT SECTION 4.0 AND 4.2 NO	6.
											0.37	0.16	0.11	0.11	0.12	1	0.13		NO CHARGE BETWEEN SPR AND NG	7.
1632175E	50	67	FT 2	43-13	21-3	22-1	22-1	23-1	24-1	6'	43-13	21-3	22-1	22-1	23-1	NI	24-1		LOCATION HERE	8.
											13	3	0.5	0.5	1		1	19	NO SALVAGE BILLED	9.
																				10.
																				11.
																				12.

POLE LEGEND:
 F = FULL BUTT
 I = TRANSFLUX
 S = SALVAGE
 U = USE-USE
 TN = TENANT
 L = LOWER CUT
 SMC = SAFETY CLEARANCE ZONE
 ANCHOR LEGEND:
 AN = ANCHORARM REMOVED
 AT = ANCHORARM TRANSFERRED

Show Quantity of Items to be billed in the Column of Party to be Paid.



COSTS and BILLING DATE

FINAL

BILLING CODES

1. PLACED CURRENT YEAR
2. PLACED PRIOR YEAR
3. UNAUTHORIZED ATTACHMENT
4. SALVAGE VALUE
5. AUTHORIZED COST

BILL NO. _____

J.P. AUTH. NO. 2345

BILL NO. **615**

AMOUNT DUE			
BILL CODE	UTILITY	BILL CODE	UTILITY
	E		NG
	TOTAL AMT		TOTAL AMT
AMOUNT	AMOUNT	AMOUNT	AMOUNT
1.			
2.			
3.	2		15
4.			
5.			
6.			
7.			
8.	2		15
9.			
10.			
11.			
12.			
13.			
COL			
TOL			

BILL NO. **854**

AMOUNT DUE			
BILL CODE	UTILITY	BILL CODE	UTILITY
	NG		H
	TOTAL AMT		TOTAL AMT
AMOUNT	AMOUNT	AMOUNT	AMOUNT
1.			
2.			
3.		2	15
4.			
5.			
6.			
7.			
8.		2	15
9.			
10.			
11.			
12.			
13.			
COL			
TOL			

BILL NO. **865**

AMOUNT DUE			
BILL CODE	UTILITY	BILL CODE	UTILITY
	NG		ATC
	TOTAL AMT		TOTAL AMT
AMOUNT	AMOUNT	AMOUNT	AMOUNT
1.			
2.			
3.		2	15
4.			
5.			
6.			
7.			
8.		2	15
9.			
10.			
11.			
12.			
13.			
COL			
TOL			

BILL NO. **866**

AMOUNT DUE			
BILL CODE	UTILITY	BILL CODE	UTILITY
	NG		LAC
	TOTAL AMT		TOTAL AMT
AMOUNT	AMOUNT	AMOUNT	AMOUNT
1.			
2.			
3.		2	15
4.			
5.			
6.			
7.			
8.		2	15
9.			
10.			
11.			
12.			
13.			
COL			
TOL			

BILL NO. **867**

AMOUNT DUE			
BILL CODE	UTILITY	BILL CODE	UTILITY
	NG		PBM
	TOTAL AMT		TOTAL AMT
AMOUNT	AMOUNT	AMOUNT	AMOUNT
1.			
2.			
3.		2	15
4.			
5.			
6.			
7.			
8.		2	15
9.			
10.			
11.			
12.			
13.			
COL			
TOL			

ACCOUNTING DIRECTIONS:

COSTS and BILLING DATE

FINAL

BILLING CODES

1. PLACED CURRENT YEAR
2. PLACED PRIOR YEAR
3. UNAUTHORIZED ATTACHMENT
4. SALVAGE VALUE
5. AUTHORIZED COST

BILL NO. _____

J.P. AUTH. NO. 2345

BILL NO. **818**

AMOUNT DUE			
BILL CODE	UTILITY	BILL CODE	UTILITY
	SPR		NG
	TOTAL AMT		TOTAL AMT
AMOUNT	AMOUNT	AMOUNT	AMOUNT
1.			
2.			
3.	4		0
4.			
5.			
6.			
7.			
8.	2		0
9.			
10.			
11.			
12.			
13.			
COL			
TOL			

BILL NO. **637**

AMOUNT DUE			
BILL CODE	UTILITY	BILL CODE	UTILITY
	E		SPR
	TOTAL AMT		TOTAL AMT
AMOUNT	AMOUNT	AMOUNT	AMOUNT
1.			
2.			
3.		4	0
4.			
5.			
6.			
7.			
8.			
9.			
10.			
11.			
12.			
13.			
COL			
TOL			

BILL NO. **644**

AMOUNT DUE			
BILL CODE	UTILITY	BILL CODE	UTILITY
	SPR		H
	TOTAL AMT		TOTAL AMT
AMOUNT	AMOUNT	AMOUNT	AMOUNT
1.			
2.			
3.	4		0
4.			
5.			
6.			
7.			
8.			
9.			
10.			
11.			
12.			
13.			
COL			
TOL			

BILL NO. **810**

AMOUNT DUE			
BILL CODE	UTILITY	BILL CODE	UTILITY
	SPR		ATC
	TOTAL AMT		TOTAL AMT
AMOUNT	AMOUNT	AMOUNT	AMOUNT
1.			
2.			
3.	4		0
4.			
5.			
6.			
7.			
8.			
9.			
10.			
11.			
12.			
13.			
COL			
TOL			

BILL NO. **811**

AMOUNT DUE			
BILL CODE	UTILITY	BILL CODE	UTILITY
	SPR		LAC
	TOTAL AMT		TOTAL AMT
AMOUNT	AMOUNT	AMOUNT	AMOUNT
1.			
2.			
3.	4		0
4.			
5.			
6.			
7.			
8.			
9.			
10.			
11.			
12.			
13.			
COL			
TOL			

ACCOUNTING DIRECTIONS:

COSTS and BILLING DATE

FINAL

BILLING CODES

1. PLACED CURRENT YEAR
2. PLACED PRIOR YEAR
3. UNAUTHORIZED ATTACHMENT
4. SALVAGE VALUE
5. AUTHORIZED COST

BILL NO. _____

J.P. AUTH. NO. 2345

BILL NO. **812**

AMOUNT DUE			
BILL CODE	UTILITY	BILL CODE	UTILITY
	SPR		PBM
	TOTAL AMT		TOTAL AMT
AMOUNT	AMOUNT	AMOUNT	AMOUNT
1.			
2.			
3.	4		0
4.			
5.			
6.			
7.			
8.			
9.			
10.			
11.			
12.			
13.			
COL			
TOL			

BILL NO.

AMOUNT DUE			
BILL CODE	UTILITY	BILL CODE	UTILITY
	TOTAL AMT		TOTAL AMT
	AMOUNT		AMOUNT
1.			
2.			
3.			
4.			
5.			
6.			
7.			
8.			
9.			
10.			
11.			
12.			
13.			
COL			
TOL			

BILL NO.

AMOUNT DUE			
BILL CODE	UTILITY	BILL CODE	UTILITY
	TOTAL AMT		TOTAL AMT
	AMOUNT		AMOUNT
1.			
2.			
3.			
4.			
5.			
6.			
7.			
8.			
9.			
10.			
11.			
12.			
13.			
COL			
TOL			

BILL NO.

AMOUNT DUE			
BILL CODE	UTILITY	BILL CODE	UTILITY
	TOTAL AMT		TOTAL AMT
	AMOUNT		AMOUNT
1.			
2.			
3.			
4.			
5.			
6.			
7.			
8.			
9.			
10.			
11.			
12.			
13.			
COL			
TOL			

BILL NO.

AMOUNT DUE			
BILL CODE	UTILITY	BILL CODE	UTILITY
	TOTAL AMT		TOTAL AMT
	AMOUNT		AMOUNT
1.			
2.			
3.			
4.			
5.			
6.			
7.			
8.			
9.			
10.			
11.			
12.			
13.			
COL			
TOL			

ACCOUNTING DIRECTIONS:

This authorization is in accordance with Joint Pole Agreement and Routine. The undersigned have agreed on joint work as specified herein.

Date Prepared _____

PAGE NO. _____

Date Sent 5/10/2016

Confirming Agreement _____
Field

By Telephone Date Completed _____

No. of Pages _____


J.P. Auth.No. 5678-2016

UTILITY	REPRESENTATIVE	DISTRICT-DIVISION-EXCHANGE	APPROVED	TAXING INSTRUCTIONS	ACCOUNTING DATA
			SECTION 7.7 WITH 4.1B	SECTION 4.1B	
			CURRENT RULE: Penalty (code 3) is priced by "DATE SENT"	RECOMMENDATION: Penalty (code 3) be priced by "YEAR SET" of new pole.	

POLE NO.	Pole Length Anchor Size	Year Set	Pole Trt		Record						Proposed				Item No.	LOCATION AND NATURE OF WORK <small>If not in accordance with Joint Pole agreement and routine-state reasons.</small>			
			Class	Anchor Direct	12K	HLA					12K	HLA							
					E	HLA										E TO REPLACE SECTION 7.7 AND 4.1B	1.		
CURRENT WAY																	2.		
1586789E	45	75	FT	2	100	(24-1)										PTD	LOCATION HERE	3.	
																		4.	
1586789E	45	15	FT	2												39-9	24-6	LOCATION HERE	5.
																		6.	
PROPOSED WAY																	7.		
1586788E	45	75	FT	2	100	(24-1)										PTD	LOCATION HERE	8.	
																		9.	
1586788E	45	15	FT	2												39-9	24-6	LOCATION HERE	10.
																		11.	
																		12.	

POLE LEGEND:
 L = LOWER OUT
 F = FULL
 MB = FULL BULL
 I = (HANG/STK)
 S = SALVAGE
ANCHOR LEGEND:
 MAAP = MAINTENANCE
 SGC = SAFETY CLEARANCE CORN

Show Quantity of items to be billed in the Column of



GEOGRAPHICAL LOCATION

COSTS and BILLING DATE

FINAL

BILLING CODES

1. PLACED CURRENT YEAR
2. PLACED PRIOR YEAR
3. UNAUTHORIZED ATTACHMENT
4. SALVAGE VALUE
5. AUTHORIZED COST

BILL NO. _____

J.P. AUTH. NO. 5678-2016

BILL NO. **601**

AMOUNT DUE			
BILL CODE	UTILITY	BILL CODE	UTILITY
	E		H
	TOTAL AMT		TOTAL AMT
AMOUNT	AMOUNT	AMOUNT	AMOUNT
1.			
2.	3	910	
3.			
4.			
5.			
6.			
7.			
8.	3	906	
9.			
10.			
11.		\$4	
12.			
13.			
COL			
TOL			

BILL NO. _____

AMOUNT DUE			
BILL CODE	UTILITY	BILL CODE	UTILITY
	TOTAL AMT		TOTAL AMT
	AMOUNT		AMOUNT
1.			
2.			
3.			
4.			
5.			
6.			
7.			
8.			
9.			
10.			
11.			
12.			
13.			
COL			
TOL			

BILL NO. _____

AMOUNT DUE			
BILL CODE	UTILITY	BILL CODE	UTILITY
	TOTAL AMT		TOTAL AMT
	AMOUNT		AMOUNT
1.			
2.			
3.			
4.			
5.			
6.			
7.			
8.			
9.			
10.			
11.			
12.			
13.			
COL			
TOL			

BILL NO. _____

AMOUNT DUE			
BILL CODE	UTILITY	BILL CODE	UTILITY
	TOTAL AMT		TOTAL AMT
	AMOUNT		AMOUNT
1.			
2.			
3.			
4.			
5.			
6.			
7.			
8.			
9.			
10.			
11.			
12.			
13.			
COL			
TOL			

BILL NO. _____

AMOUNT DUE			
BILL CODE	UTILITY	BILL CODE	UTILITY
	TOTAL AMT		TOTAL AMT
	AMOUNT		AMOUNT
1.			
2.			
3.			
4.			
5.			
6.			
7.			
8.			
9.			
10.			
11.			
12.			
13.			
COL			
TOL			

ACCOUNTING DIRECTIONS:

This authorization is in accordance with Joint Pole Agreement and Routine. The undersigned have agreed on joint work as specified hereon.

Date Prepared _____

PAGE NO. _____

Date Sent 5/20/2019

Confirming Agreement _____
Field

By Telephone Date Completed _____

No. of Pages _____

J.P. Auth.No. 5678-2019

UTILITY	REPRESENTATIVE	DISTRICT-DIVISION-EXCHANGE	APPROVED	TAXING INSTRUCTIONS	ACCOUNTING DATA
			SECTION 7.7 WITH 4.1B	SECTION 4.1B	
			CURRENT RULE: Penalty (code 3) is priced by "DATE SENT"	RECOMMENDATION: Penalty (code 3) be priced by "YEAR SET" of new pole.	

POLE NO.	Pole Length Anchor Size	Year Set	Pole Tr		Record						Proposed						Item No.	LOCATION AND NATURE OF WORK <small>If not in accordance with Joint Pole agreement and routine-state reasons.</small>	
			Class	Anchor Direct.	12K	HLA					12K	HLA							
					E	HLA												E TO REPLACE SECTION 7.7 AND 4.1B	1.
CURRENT WAY																			2.
1586789E	45	75	FT 2		100	(24-1)								PTD				LOCATION HERE	3.
1586789E	45	18	FT 2											39-9	24-6			LOCATION HERE	5.
PROPOSED WAY																			7.
1586789E	45	75	FT 2		100	(24-1)								PTD				LOCATION HERE	8.
1586789E	45	18	FT 2											39-9	24-6			LOCATION HERE	10.
																			11.
																			12.

POLE LEGEND:
 L = LOWER CUT
 F = FULL
 MB = FULL BUILT
 T = TRANSFORMER
 S = SALVAGE
ANCHOR LEGEND:
 W = WOOD
 S = SAFETY CLEARANCE CURB

Show Quantity of Items to be billed in the Column of



GEOGRAPHICAL LOCATION

COSTS and BILLING DATE

FINAL

BILLING CODES

- 1. PLACED CURRENT YEAR
- 2. PLACED PRIOR YEAR
- 3. UNAUTHORIZED ATTACHMENT
- 4. SALVAGE VALUE
- 5. AUTHORIZED COST

BILL NO. _____

J.P. AUTH. NO. 5678-2019

BILL NO. **601**

AMOUNT DUE			
BILL CODE	UTILITY E	BILL CODE	UTILITY H
	TOTAL AMT		TOTAL AMT
	AMOUNT		AMOUNT
1.			
2.	3 922		
3.			
4.			
5.			
6.			
7.			
8.	3 902		
9.			
10.			
11.	\$20		
12.			
13.			
COL			
TOL			

BILL NO. _____

AMOUNT DUE			
BILL CODE	UTILITY	BILL CODE	UTILITY
	TOTAL AMT		TOTAL AMT
	AMOUNT		AMOUNT
1.			
2.			
3.			
4.			
5.			
6.			
7.			
8.			
9.			
10.			
11.			
12.			
13.			
COL			
TOL			

BILL NO. _____

AMOUNT DUE			
BILL CODE	UTILITY	BILL CODE	UTILITY
	TOTAL AMT		TOTAL AMT
	AMOUNT		AMOUNT
1.			
2.			
3.			
4.			
5.			
6.			
7.			
8.			
9.			
10.			
11.			
12.			
13.			
COL			
TOL			

BILL NO. _____

AMOUNT DUE			
BILL CODE	UTILITY	BILL CODE	UTILITY
	TOTAL AMT		TOTAL AMT
	AMOUNT		AMOUNT
1.			
2.			
3.			
4.			
5.			
6.			
7.			
8.			
9.			
10.			
11.			
12.			
13.			
COL			
TOL			

BILL NO. _____

AMOUNT DUE			
BILL CODE	UTILITY	BILL CODE	UTILITY
	TOTAL AMT		TOTAL AMT
	AMOUNT		AMOUNT
1.			
2.			
3.			
4.			
5.			
6.			
7.			
8.			
9.			
10.			
11.			
12.			
13.			
COL			
TOL			

ACCOUNTING DIRECTIONS:

Southern California Joint Pole Committee

279 E. Arrow Hwy. Suite 104
San Dimas, CA 91773
Phone (909) 599-3801
Fax (909) 599-3825

October 15, 2019

A regular meeting of the **Billing Process Simplification** took place on the above date, at 9:00 a.m., at the Committee office.

Those in attendance were:

Mr. Jeffery Williams	City of Los Angeles
Mr. Ronald Schram	City of Los Angeles
Mr. Hector Aguilera	Crown Castle NG West Inc./NewPath/CA-CLEC LLC
Ms. Angela Pranata	Committee Staff
Ms. Kathleen Allen	Committee Staff

Those attending via teleconference were:

Mr. Joe Serrato	Crown Castle NG West Inc./NewPath/CA-CLEC LLC
Mr. Bret Plaskey	Frontier Communications
Mr. Glenn Leckie	Frontier Communications
Ms. Lynn Prescott	Verizon Wireless
Mr. Ben Coffey	City of Banning
Ms. Maria Ortiz	XO Communication/MCI Telecom/MCI Metro
Ms. Lupe Hernandez	Teleport Communications America
Ms. Alicia Smith	Sprint Nextel/Sprint Communications
Ms. Linda McLean	Extenet Systems
Mr. Daniel Luty	Extenet Systems
Ms. Yvonne Johnson	AT&T Mobility
Mr. Pedro Garganera	MCI Telecommunications
Mr. Rey Lopez	Time-Warner Cable
Ms. Sherri Duchateau	Golden State Water
Mr. Mina Shehata	City of Burbank

Chairperson, Mr. Serrato called the meeting to order at 9:04 a.m. by addressing the first item on the agenda, the review of **Previous September meeting minutes**. There were no questions or comments.

The second agenda item is **Item 1662: Billing Process Simplification**.

Form 44 Summary

Mr. Serrato opened and inquired about this item. Mr. Pranata stated this was put on the agenda two months ago for discussion. However, if the topic no longer needs to be discussed she can remove the bullet from the agenda. Mr. Serrato commented this was probably for the committee to look at everyone's expenses everyone had. He added this has involved into other things that are trying to be analyze and the item can be removed. Mr. Serrato asked if anyone has any concerns removing this item from the agenda. There were no comments or concerns. Ms. Pranata stated she will remove from the agenda.

Most Time Consuming JPAs

Ms. Pranata opened and explained the *Most Time Consuming JPAs* list has not changed. It's a continuing list that everyone can see.

Mr. Serrato stated that we will start with the action items from last month. Ms. Pranata agreed and skipped the JPA samples from last month. She informed the committee she kept the samples in the packet just in case further discussion was needed. She then opened *Percentage of Most Time Consuming JPAs/Reasons*. Mr. Serrato reminded everyone why the data was collected. He commented that the committee was trying to figure out where they could shave time off at. It was expressed that maybe it doesn't matter if a certain pole is this many years old that the billers do not have to go back into the books to find those prices. Ms. Pranata explained that Ms. Allen and staff review 245 JPAs to come up with the information displayed. Mr. Serrato stated that 60% were less than five years old. Ms. Pranata confirmed that 60.73% are less than five years old and the percent is based on poles. Mr. Plaskey inquired if 33.69% were over ten years old? Ms. Pranata stated the data is not based on age of pole rather based on pole prices and authorized costs used when billing. She added that she included two sample to be discussed. One JPA may require to use different pole price years. Ms. Pranata displayed JPA ATC12BAR3679-D6. Ms. Allen then explained for this particular JPA which is section 4.0 we bill by date sent 2012. The billers will use the 2012 billing book for the entire JPA. However, they would need to go to different pole prices pending base owner and year set of the pole. For example, the first pole 4379773E year set is 2006 and is an Edison pole. Therefore, Edison pole prices would be used. The second pole on the page is an Edison pole as well. But the year set is 1979. The billers would then have to use the Weighted Average Pole Prices to determine cost. She explained the rest of the JPA of how the billers would use the same book but have to flip through different sheets or pricing pending base owner and year set of pole. Mr. Williams inquired if the reasoning of different pricing sheets is because of the date sent. Ms. Allen replied correct. In 2012 multiple companies submitted their own pole prices. Thus, having to reference multiple sheets during billing. Mr. Williams proposed that billing should be based on date received in the SCJPC office and not date sent. The billers would not have to refer back to different books or back to back years. He continued to state that even though the JPA was date sent 2012 they should have to pay 2019 prices. He added that to him this should help companies bill their JPAs in a timely manner and help simplify the billing using only one book. You still would have different price sheets and would use weighted average

for the old poles and the newer poles use the 2019 prices. Mr. Serrato inquired how we would get Mr. Williams proposal passed. Mr. Plaskey commented that anything brainstormed should be outlined so it can be discussed in more detail. He then commented there are so many different facets of simplifying the billing. He would hate to miss an opportunity that may work out really well for everybody. Mr. Serrato inquired if someone could outline that in writing. Ms. Pranata commented that Ms. Allen has it down.

Mr. Williams opened up on section 4.1A and B and commented those should be simplified as well. He added this would be one of the easiest ones to change. Ms. Allen explained for section 7.7 with 4.1B purchase of interest and penalty is currently billed by DATE SENT. However, the original proposal was to bill by YEAR SET of new pole. Then she explained for 4.1A or B alone billing is different pending what is being purchased on proposed versus the unauthorized attachment on record side. Grade and space needs to be allocated on both record and proposed sides of the JPA. The original proposal was to bill purchase of interest and penalty by proposed side of JPA only. Prior to 4.1B being implemented the billing was based off proposed side only. When 4.1B came into effect the record side was taken into consideration when figuring out billing. Mr. Williams stated that he is good with that and go back to billing prior to 4.1B. Mr. Serrato stated those proposals will be added to the List of Ideas as well.

Current 2019 Average

Mr. Serrato inquired why this information was requested. Ms. Pranata stated that the members wanted to compare the time saved against the average hourly rate. Mr. Serrato stated that with each of the ideas we have to put an estimated time saved per hour or at least per minute. Then they can extrapolate how much money we are going to save pending who they are paying to do it. Mr. Serrato inquired on the samples discussed earlier if we could come up with a time saved from current way of billing to the proposed way of billing. Ms. Pranata stated that Ms. Allen did a comparison and just finished yesterday. She added that it is on the website and she just uploaded it this morning. Mr. Williams inquired about the rate of pay if it included vacation, time off, sick time, retirement, and benefits? Ms. Pranata replied no. He stated that that needs to be a part of the calculation. There should be a percentage determined of what it is costing the company and add that on to the current hourly rate. Ms. Prescott commented to include workers' comp and payroll taxes as well. Ms. Pranata stated that she will have it ready next month.

Ms. Pranata opened up the excel file on time saved billing the current way against billing the proposed way. Ms. Allen explained for JPA NG365242-02-41 it took 52.58 minutes to bill the JPA from start to finish the current way. By billing the proposed way it only took 42.58 minutes from start to finish. She added you can find the explanation of billing on the *Most Time Consuming JPAs* list. A difference of 10 minutes for billing. Ms. Allen stated she also compared times on checking. A total of 8 minutes were saved by billing the proposed way. She continued to explain she showed the transacted amounts from current way to proposed way and the monies gained or lost if any. For the current way account 615 E bill NG \$8,019 and the proposed way E bill NG \$5,370. A difference of \$2,649 that Edison would lose. For account 854 H bill NG \$345 shows no difference from current way to proposed way. Lastly, for account 855

M bill NG \$2,421 the current way and for the proposed way M bill NG \$2,522. In this scenario M would gain \$101. Then she explained she came up with the difference in minutes against the current rate of pay. For billing and checking a combined total of 17.67 minutes were saved which equals \$8.71. Ms. Pranata commented this is prior to Mr. Williams asking her to include the retirement, vacation, payroll taxes, etc. to the current rate of pay average. Mr. Williams also commented that this is not using the most up to date book either. Mr. Williams commented it should level itself out using 2019 book. Mr. Serrato wondered everyone's immediate thoughts on the analysis. We are seeing that Edison is going to lose out over \$2000 to save paying the staff \$8. Ms. Allen stated that if you do go through the examples you will see that Edison at times does gain. However, she is not sure if this is beneficial to Edison. Ms. Pranata pulled up the information on JPA E4405-408320252 that shows account 615 E bill NG \$5,674 the current way and E bill NG \$9,180 the proposed way. Additionally, it shows Edison will gain \$3,506. Mr. Williams commented that on the other example Edison would get less. Ms. Allen replied yes. Mr. Serrato commented that overall SCJPC would save more time and bill more JPAs so maybe Edison's cost recovery would come in quicker. Ms. Allen commented that would be a goal to bill more JPAs.

Mr. Williams inquired if an analysis can be done on his earlier proposal bill by 2019 prices. Ms. Allen and Ms. Pranata replied yes. He then stated what members need to understand is if we have to hire more people that we will have to get into a bigger office. There is no more room for staff in this building. We also have to think about the cost of the facility and take that into consideration as well. If this does not digest well we may have to get in an accounting person, as previously suggested, to figure out costs and what it would entail. Ms. Pranata inquired if we can just do two examples. For example, an example on the one where Edison loses JPA NG365242-02-41 and one on where Edison gains JPA E4405-408320252. Mr. Williams replied yes and to compare to the current way of billing, proposed way, and the new proposed way suggested earlier. Mr. Williams requested percentage of difference and total time. Ms. Allen stated she does not have on this analysis. However, she will add the percentage on next month's analysis.

Questions for Accountant

Ms. Pranata brought up the *Questions for Accountant* sheet and explained that she and Ms. Allen have developed a list of questions for the Accountant. So far there is one question *For Section 4.2 do we need to show the salvage value of \$0 on the JPA?* She explained last month it was discussed if SCJPC needs to show on the JPA the \$0 for salvage value. By not adding the \$0 to JPAs it will save on the cost of paper. She added this will be an ongoing list and updated when new questions come up.

Proposed one Power Pole Price and one Communications Pole Price

Ms. Pranata opened and stated this was discussed in Authorized Costs September meeting and not sure if it is to be discussed here. Mr. Serrato commented that it makes sense to keep discussing it in Authorized Costs but leave it as a bullet point here for updates on what was discussed. Ms. Pranata brought up the *Summary of 2019 Pole Prices* and explained how she came up with the figures presented. She

also showed and stated that she has the detailed report attached in the packet for everyone's review. She added that she did not include H3 prices because she was asked by Mr. Mathisen not to factor H Class in. She stated for a 45' pole for example, the Weighted Average Wood Power 2019 cost would be \$5,175, for H Class Average Price Power would be \$5,868, and lastly, for 2019 Published Weighted Average wood pole prices (no class) the cost is \$3,709. The Weighted Average Wood Communication 2019 cost would be \$2302 for 45' pole. Ms. Pranata then showed the individual prices and the price comparison. Power members could review the 2019 published price versus the Weighted Average Wood Power 2019 price. Mr. Serrato stated this will be discussed further in Authorized Costs.

Mr. Williams then asked the Committee for feedback in regards to new proposed changes. Mr. Plaskey stated that he would need to take any proposed changes to Frontier's leadership. Mr. Williams commented that we will move forward, continue discussing the proposed changes, as long as the majority of the Billing Process Simplification committee is OK. There were no further questions or comments.

Miscellaneous Items.

There were no miscellaneous items.

Review of Action Items

- Ms. Allen to keep running list of ideas.
- Members to continue to brainstorm.
- Ms. Pranata to calculate current rate of pay for Biller Levels. Rate to include the cost of benefits, vacation, retirement, etc.
- Ms. Allen to come up with two JPA examples where billing is based on "Date Received" by SCJPC.

The meeting adjourned at 9:43 a.m. until next month.

Ms. Kathleen Allen – Committee Transcriber

Account	Code	Name	Amount	Code	Name	Amount				
601	E	Southern California Edison Co.	\$1,980,850.02	HLA	AT&T California	\$94,202.00	Net Amount Due E	\$1,886,648.02	Net Amount Due HLA	
602	E	Southern California Edison Co.	\$775,412.00	HSO	AT&T California	\$46,637.00	Net Amount Due E	\$728,775.00	Net Amount Due HSO	
603	E	Southern California Edison Co.	\$952,817.67	T	AT&T California	\$83,976.00	Net Amount Due E	\$868,841.67	Net Amount Due T	
604	E	Southern California Edison Co.	\$34,374.00	MM	Dept. of Water & Power, L.A.	\$2,479.00	Net Amount Due E	\$31,895.00	Net Amount Due MM	
606	E	Southern California Edison Co.	\$8,601.00	A	City of Glendale	\$2,293.00	Net Amount Due E	\$6,308.00	Net Amount Due A	
608	E	Southern California Edison Co.	\$33,996.17	NXT	XO Communications	\$0.00	Net Amount Due E	\$33,996.17	Net Amount Due NXT	
611	E	Southern California Edison Co.	\$3,661.00	MP	City of Pasadena	\$0.00	Net Amount Due E	\$3,661.00	Net Amount Due MP	
615	E	Southern California Edison Co.	\$343,785.68	NG	Crown Castle NG West Inc.	\$11,223.00	Net Amount Due E	\$332,562.68	Net Amount Due NG	
618	E	Southern California Edison Co.	\$17,831.44	D	City of Anaheim	\$0.00	Net Amount Due E	\$17,831.44	Net Amount Due D	
619	E	Southern California Edison Co.	\$5,636.00	MA	City of Azusa	\$0.00	Net Amount Due E	\$5,636.00	Net Amount Due MA	
620	E	Southern California Edison Co.	\$2,779.00	COB	City of Banning	\$1,039.00	Net Amount Due E	\$1,740.00	Net Amount Due COB	
621	E	Southern California Edison Co.	\$2,816.00	F	City of Colton	\$230.00	Net Amount Due E	\$2,586.00	Net Amount Due F	
622	E	Southern California Edison Co.	\$4,862.00	V	City of Vernon	\$0.00	Net Amount Due E	\$4,862.00	Net Amount Due V	
629	E	Southern California Edison Co.	\$144,290.10	ATS	MCI Metro/ATS	\$481.00	Net Amount Due E	\$143,809.10	Net Amount Due ATS	
631	E	Southern California Edison Co.	\$8,857.00	MCI	MCI Communications	\$0.00	Net Amount Due E	\$8,857.00	Net Amount Due MCI	
632	E	Southern California Edison Co.	\$203,254.08	ATC	Verizon Wireless	\$534.00	Net Amount Due E	\$202,720.08	Net Amount Due ATC	
633	E	Southern California Edison Co.	\$25,368.42	LAC	AT&T Mobility	\$0.00	Net Amount Due E	\$25,368.42	Net Amount Due LAC	
634	E	Southern California Edison Co.	\$6,956.00	ICG	M-POWER	\$0.00	Net Amount Due E	\$6,956.00	Net Amount Due ICG	
637	E	Southern California Edison Co.	\$16,027.17	SPR	Sprint Nextel Corporation	\$520.00	Net Amount Due E	\$15,507.17	Net Amount Due SPR	
645	MM	Dept. of Water & Power, L.A.	\$47,771.00	HLA	AT&T California	\$10,586.00	Net Amount Due MM	\$37,185.00	Net Amount Due HLA	
684	MM	Dept. of Water & Power, L.A.	\$15,025.00	ATC	Verizon Wireless	\$1,398.00	Net Amount Due MM	\$13,627.00	Net Amount Due ATC	
685	MM	Dept. of Water & Power, L.A.	\$231.00	LAC	AT&T Mobility	\$0.00	Net Amount Due MM	\$231.00	Net Amount Due LAC	
695	MM	Dept. of Water & Power, L.A.	\$974.00	ATS	MCI Metro/ATS	\$0.00	Net Amount Due MM	\$974.00	Net Amount Due ATS	
852	NG	Crown Castle NG West Inc.	\$178.00	TWN	Time Warner Cable (N Zone 1-7)	\$368.00	Net Amount Due NG		Net Amount Due TWN	\$190.00
854	NG	Crown Castle NG West Inc.	\$2,972.00	HLA	AT&T California	\$17,478.00	Net Amount Due NG		Net Amount Due HLA	\$14,506.00
855	MM	Dept. of Water & Power, L.A.	\$19,772.00	NG	Crown Castle NG West Inc.	\$2,186.00	Net Amount Due MM	\$17,586.00	Net Amount Due NG	
865	NG	Crown Castle NG West Inc.	\$693.00	ATC	Verizon Wireless	\$656.00	Net Amount Due NG	\$37.00	Net Amount Due ATC	
866	NG	Crown Castle NG West Inc.	\$598.00	LAC	AT&T Mobility	\$1,105.00	Net Amount Due NG		Net Amount Due LAC	\$507.00
870	NG	Crown Castle NG West Inc.	\$0.00	HSO	AT&T California	\$1,510.00	Net Amount Due NG		Net Amount Due HSO	\$1,510.00
871	NG	Crown Castle NG West Inc.	\$0.00	MCI	MCI Communications	\$707.00	Net Amount Due NG		Net Amount Due MCI	\$707.00
880	E	Southern California Edison Co.	\$34,796.16	TWN	Time Warner Cable (N Zone 1-7)	\$253.00	Net Amount Due E	\$34,543.16	Net Amount Due TWN	
883	MM	Dept. of Water & Power, L.A.	\$209.00	TWN	Time Warner Cable (N Zone 1-7)	\$0.00	Net Amount Due MM	\$209.00	Net Amount Due TWN	
895	E	Southern California Edison Co.	\$31,436.83	NPN	NewPath Networks	\$6,234.00	Net Amount Due E	\$25,202.83	Net Amount Due NPN	
923	E	Southern California Edison Co.	\$5,265,721.11	FTR	Frontier Communications	\$303,619.00	Net Amount Due E	\$4,962,102.11	Net Amount Due FTR	
925	E	Southern California Edison Co.	\$31,739.17	TWS	Time Warner Cable (S Zone 8-12)	\$0.00	Net Amount Due E	\$31,739.17	Net Amount Due TWS	
936	E	Southern California Edison Co.	\$62,346.94	TCA	Teleport Communications Americ	\$2,078.00	Net Amount Due E	\$60,268.94	Net Amount Due TCA	
937	MM	Dept. of Water & Power, L.A.	\$256.00	TCA	Teleport Communications Americ	\$0.00	Net Amount Due MM	\$256.00	Net Amount Due TCA	
940	NG	Crown Castle NG West Inc.	\$0.00	TCA	Teleport Communications Americ	\$1,792.00	Net Amount Due NG		Net Amount Due TCA	\$1,792.00
961	NPN	NewPath Networks	\$0.00	MCI	MCI Communications	\$300.00	Net Amount Due NPN		Net Amount Due MCI	\$300.00
967	NG	Crown Castle NG West Inc.	\$3,851.00	FTR	Frontier Communications	\$9,958.00	Net Amount Due NG		Net Amount Due FTR	\$6,107.00

970	FTR	Frontier Communications	\$693.00	TWS	Time Warner Cable (S Zone 8-12)	\$0.00	Net Amount Due FTR	\$693.00	Net Amount Due TWS	
971	FTR	Frontier Communications	\$408.00	HSO	AT&T California	\$576.00	Net Amount Due FTR		Net Amount Due HSO	\$168.00
972	FTR	Frontier Communications	\$366.00	TCA	Teleport Communications Americ	\$0.00	Net Amount Due FTR	\$366.00	Net Amount Due TCA	
975	FTR	Frontier Communications	\$3,654.00	ATC	Verizon Wireless	\$0.00	Net Amount Due FTR	\$3,654.00	Net Amount Due ATC	
978	FTR	Frontier Communications	\$27.00	TWN	Time Warner Cable (N Zone 1-7)	\$0.00	Net Amount Due FTR	\$27.00	Net Amount Due TWN	
982	FTR	Frontier Communications	\$383.00	NXT	XO Communications	\$0.00	Net Amount Due FTR	\$383.00	Net Amount Due NXT	

Most Time Consuming JPAs

Item 1662: Billing Process Simplification (6/18/19)

No.	Description	Recommendations
1	Pole Prices/Pole Class. Members have their own prices and once they depreciate we may have to refer up to 4 or 5 pages and then reference up to 10 prices.	Bill by Structural Value - Weighted Average.
2	4.1A or B. Current Rule: Less on Record More on Proposed - Purchasing Interest bill by Proposed Penalty by Record. More on Record Less on Proposed - Purchase Interest by Record Penalty by Record	Bill both Purchase of Interest and Penalty by Proposed
3	4.2 Purchase of Interest concurrently w/relinquishment Have extra account for salvage of relinquished	No account for salvage unless monies are owed.
4	4.1B Bill by Section being used with 4.1B with Section 7.7 By Date Sent 4.1B alone Date Sent	By Year Set of New Pole No Change
5	Percentage on multi party JPAs with AT&T California and Frontier. AT&T needs for accounting purposes but does FTR?	AT&T. Confirm FTR needs it
6	Defaults: Section 7.7 - No 4.1A or B defaults to 4.1B Section 7.7 - No space on record side defaults to 1' Item 83 - 2017 to current defaults to 83A	Do not bill Do not bill Do not bill
7	SCZ not adequate. Less than 4'	Bill as stated with what SCZ states. No note needed

Updated 9/6/2019

FINAL

AUTHORIZATION FOR JOINT POLE TRANSACTION

BILL NO. _____

This authorization is in accordance with Joint Pole Agreement and Routine. The undersigned have agreed on joint work as specified hereon.

Date Prepared _____

PAGE NO. _____

Date Sent 4/15/2015

Confirming Agreement _____
Field

By Telephone Date Completed _____

No. of Pages _____

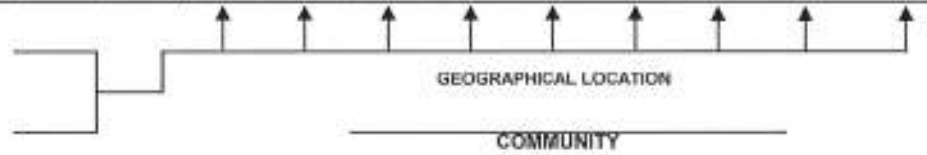
J.P. Auth. No. NG-ASP63-01

UTILITY	REPRESENTATIVE	DISTRICT-DIVISION-EXCHANGE	APPROVED	TAXING INSTRUCTIONS	ACCOUNTING DATA

POLE NO.	Pole Length Actual Size	Year Set	Pole Tit Class Anchor Direct.	Record					Proposed					Item No.	LOCATION AND NATURE OF WORK <small>If not in accordance with Joint Pole agreement and routine-state reasons.</small>			
				12K E	HLA	LAC	NG			12K E	HLA	LAC	NG					
CURRENT WAY															NG PURCHASE ADDITIONAL SECTION 4.0	1.		
															2' FROM E. 3' FROM H. 1/2' FROM SCZ	2.		
1230560E	50	58	FT	-1	43-14	24-6 T24	23-1	24-1			-3	43-12	27-2 T27	25-2	28-1 23-5	E BILL NG 2 1/8'	3.	
					14	5	0.5	0.5	20			12	2	2	6	22	H BILL NG 3 1/8'	4.
												-2	-3	+1.5	+5.5		LAC BILL NG 1/8'	5.
																		6.
PROPOSED WAY																	NG PURCHASE ADDITIONAL SECTION 4.0	7.
																		8.
1230560E	50	58	FT		43-14	24-6 T24	23-1	24-1				43-12	27-2 T27	25-2	28-1 23-5		E BILL NG 2'	9.
					14	5	0.5	0.5	20			12	2	2	6		H BILL NG 3'	10.
												-2	-3	+1.5	+5.5		NO SCZ PURCHASE	11.
																		12.

POLE LEGEND:
 F = FULL
 PB = PULL BUT I
 I = TRANSFER
 S = SALVAGE
 D = DISPOSE
 TN = TENANT
 L = LOWER CUT
 MAAP = MULTIPLE USE
 SCZ = SAFETY CLEARANCE ZONE
ANCHOR LEGEND:
 AR = ANCHOR ARM REMOVED
 AT = ANCHOR ARM TRANSFERRED

Show Quantity of Items to be billed in the Column of Party to be Paid.



COSTS and BILLING DATE

FINAL

BILLING CODES

- 1. PLACED CURRENT YEAR
- 2. PLACED PRIOR YEAR
- 3. UNAUTHORIZED ATTACHMENT
- 4. SALVAGE VALUE
- 5. AUTHORIZED COST

BILL NO. _____

J.P. AUTH. NO. NG-ASP63-01

BILL NO. **615**

AMOUNT DUE				
BILL CODE	UTILITY E		UTILITY NG	
	TOTAL AMT		TOTAL AMT	
	AMOUNT	BILL CODE	AMOUNT	BILL CODE
1.				
2.	2	33		
3.				
4.				
5.				
6.				
7.				
8.				
9.	2	31		
10.		\$2		
11.				
12.				
13.				
COL				
TOL				

BILL NO. **854**

AMOUNT DUE				
BILL CODE	UTILITY NG		UTILITY H	
	TOTAL AMT		TOTAL AMT	
	AMOUNT	BILL CODE	AMOUNT	BILL CODE
1.				
2.			2	48
3.				
4.				
5.				
6.				
7.				
8.				
9.			2	46
10.				\$2
11.				
12.				
13.				
COL				
TOL				

BILL NO. **866**

AMOUNT DUE				
BILL CODE	UTILITY NG		UTILITY LAC	
	TOTAL AMT		TOTAL AMT	
	AMOUNT	BILL CODE	AMOUNT	BILL CODE
1.				
2.			2	2
3.				
4.				
5.				
6.				
7.				
8.				
9.				
10.				\$2
11.				
12.				
13.				
COL				
TOL				

BILL NO.

AMOUNT DUE				
BILL CODE	UTILITY		UTILITY	
	TOTAL AMT		TOTAL AMT	
	AMOUNT	BILL CODE	AMOUNT	BILL CODE
1.				
2.				
3.				
4.				
5.				
6.				
7.				
8.				
9.				
10.				
11.				
12.				
13.				
COL				
TOL				

BILL NO.

AMOUNT DUE				
BILL CODE	UTILITY		UTILITY	
	TOTAL AMT		TOTAL AMT	
	AMOUNT	BILL CODE	AMOUNT	BILL CODE
1.				
2.				
3.				
4.				
5.				
6.				
7.				
8.				
9.				
10.				
11.				
12.				
13.				
COL				
TOL				

ACCOUNTING DIRECTIONS:

This authorization is in accordance with Joint Pole Agreement and Routine. The undersigned have agreed on joint work as specified herein.

Date Prepared _____

PAGE NO. _____

Date Sent 6/15/2018

Confirming Agreement _____

Field

By Telephone

Date Completed _____

No. of Pages _____


J.P. Auth.No. 3456

UTILITY	REPRESENTATIVE	DISTRICT-DIVISION-EXCHANGE	APPROVED	TAXING INSTRUCTIONS	ACCOUNTING DATA
			SECTION 4.0	SECTION 4.0	
			CURRENT RULE: If Members have their own prices to use them.	RECOMMENDATION: Bill by Structural Value - Weighted Average	

POLE NO.	Pole Length Anchor Size	Year Set	Pole Ttl Class Anchor Dist.	Record				Proposed				Item No.	LOCATION AND NATURE OF WORK <small>If not in accordance with Joint Pole agreement and routine-state reasons.</small>	
				12K E	HLA			12K E	HLA	NG				
													NG TO PURCHASE INTEREST SECTION 4.0	1.
CURRENT WAY									0.42	0.33	0.25			2.
45678920E	45	17	FT H2	39-9	24-6			6'	39-9	24-5	19-1	15	LOCATION HERE	3.
													BY SCE POLE PRICES	4.
PROPOSED WAY									0.42	0.33	0.25			5.
45678920E	45	17	FT H2	39-9	24-6			6'	39-9	24-5	19-1	15	LOCATION HERE	6.
													BY WEIGHTED AVERAGE	7.
CURRENT WAY									0.42	0.33	0.25		LOCATION HERE	8.
45678921E	45	75	FT 2	39-9	24-6			6'	39-9	24-5	19-1	15	BY SCE POLE PRICES	9.
														10.
PROPOSED WAY									0.42	0.33	0.25		LOCATION HERE	11.
45678921E	45	75	FT 2	39-9	24-6			6'	39-9	24-5	19-1	15	BY WEIGHTED AVERAGE	12.

POLE LEGEND:
 F = FULL
 PB = PULL BUTT
 T = TRANSFORMER
 S = SALVAGE
 D = DISPOSURE
 TN = TENANT
 L = LOWER CUT
 WAW = WARNING LIGHT
 SCZ = SAFETY CLEARANCE ZONE
ANCHOR LEGEND:
 AK = ANCHORARM REMOVED
 AT = ANCHORARM TRANSFERRED

Show Quantity of Items to be billed in the Column of Party to be Paid.



COSTS and BILLING DATE

FINAL

BILLING CODES

1. PLACED CURRENT YEAR
2. PLACED PRIOR YEAR
3. UNAUTHORIZED ATTACHMENT
4. SALVAGE VALUE
5. AUTHORIZED COST

BILL NO. _____

J.P. AUTH. NO. 3456

BILL NO. **615**

AMOUNT DUE			
BILL CODE	UTILITY	BILL CODE	UTILITY
	E		NG
	TOTAL AMT		TOTAL AMT
AMOUNT	AMOUNT	AMOUNT	AMOUNT
1.			
2.	2		674
3.			
4.			
5.			
6.	2		368
7.			-306
8.			
9.	2		108
10.			
11.			
12.	2		83
13.			-25
COL			
TOL			

BILL NO. **854**

AMOUNT DUE			
BILL CODE	UTILITY	BILL CODE	UTILITY
	NG		H
	TOTAL AMT		TOTAL AMT
AMOUNT	AMOUNT	AMOUNT	AMOUNT
1.			
2.		2	809
3.			
4.			
5.			
6.		2	442
7.			-367
8.			
9.		2	130
10.			
11.			
12.		2	100
13.			-30
COL			
TOL			

BILL NO.

AMOUNT DUE			
BILL CODE	UTILITY	BILL CODE	UTILITY
	TOTAL AMT		TOTAL AMT
AMOUNT	AMOUNT	AMOUNT	AMOUNT
1.			
2.			
3.			
4.			
5.			
6.			
7.			
8.			
9.			
10.			
11.			
12.			
13.			
COL			
TOL			

BILL NO.

AMOUNT DUE			
BILL CODE	UTILITY	BILL CODE	UTILITY
	TOTAL AMT		TOTAL AMT
AMOUNT	AMOUNT	AMOUNT	AMOUNT
1.			
2.			
3.			
4.			
5.			
6.			
7.			
8.			
9.			
10.			
11.			
12.			
13.			
COL			
TOL			

BILL NO.

AMOUNT DUE			
BILL CODE	UTILITY	BILL CODE	UTILITY
	TOTAL AMT		TOTAL AMT
AMOUNT	AMOUNT	AMOUNT	AMOUNT
1.			
2.			
3.			
4.			
5.			
6.			
7.			
8.			
9.			
10.			
11.			
12.			
13.			
COL			
TOL			

ACCOUNTING DIRECTIONS:

This authorization is in accordance with Joint Pole Agreement and Routine. The undersigned have agreed on joint work as specified hereon.

Date Prepared _____

PAGE NO. _____

Date Sent 5/10/2019

Confirming Agreement _____
Field

By Telephone Date Completed _____

No. of Pages _____


J.P. Auth.No. 4567

UTILITY	REPRESENTATIVE	DISTRICT-DIVISION-EXCHANGE	APPROVED	TAXING INSTRUCTIONS	ACCOUNTING DATA
			SECTION 4.0	SECTION 4.0	
			CURRENT RULE: If Members have their own prices to use them.	RECOMMENDATION: Bill by Structural Value - Weighted Average	

POLE NO.	Pole Length Anchor Size	Year Set	Pole Tit		Record				Proposed				Item No.	LOCATION AND NATURE OF WORK <small>If not in accordance with Joint Pole agreement and routine-state reasons.</small>
			Class	Anchor Desc.	12K	HLA	12K	HLA	NG					
					E	HLA			E	HLA	NG			NG TO PURCHASE INTEREST SECTION 4.0
CURRENT WAY									0.42	0.33	0.25			1.
367806M	45	10	FT 2		39-9	24-6		6'	39-9	24-5	19-1	15		LOCATION HERE
														BY M POLE PRICES
PROPOSED WAY									0.42	0.33	0.25			2.
367806M	45	10	FT 2		39-9	24-6		6'	39-9	24-5	19-1	15		LOCATION HERE
														BY WEIGHTED AVERAGE
CURRENT WAY									0.42	0.33	0.25			3.
367801M	45	75	FT 2		39-9	24-6		6'	39-9	24-5	19-1	15		LOCATION HERE
														BY M POLE PRICES
PROPOSED WAY									0.42	0.33	0.25			4.
367801M	45	75	FT 2		39-9	24-6		6'	39-9	24-5	19-1	15		LOCATION HERE
														BY WEIGHTED AVERAGE

POLE LEGEND:
 L = LOWER CUT
 F = FULL
 PB = FULL BULL
 1 = TRANSPOSE
 S = SALVAGE
 D = DISPOSE
 TN = TENANT
ANCHOR LEGEND:
 AR = ANCHORARM REMOVED
 AT = ANCHORARM TRANSFERRED

Show Quantity of Items to be billed in the Column of Party to be Paid.



COSTS and BILLING DATE

FINAL

BILLING CODES

- 1. PLACED CURRENT YEAR
- 2. PLACED PRIOR YEAR
- 3. UNAUTHORIZED ATTACHMENT
- 4. SALVAGE VALUE
- 5. AUTHORIZED COST

BILL NO. _____

J.P. AUTH. NO. 3456

BILL NO. **855**

AMOUNT DUE			
BILL CODE	UTILITY	BILL CODE	UTILITY
	M		NG
	TOTAL AMT		TOTAL AMT
AMOUNT	AMOUNT	AMOUNT	AMOUNT
1.			
2.	2		215
3.			
4.			
5.			
6.	2		186
7.			-29
8.			
9.	2		102
10.			
11.			
12.	2		61
13.			-41
COL			
TOL			

BILL NO. **854**

AMOUNT DUE			
BILL CODE	UTILITY	BILL CODE	UTILITY
	NG		H
	TOTAL AMT		TOTAL AMT
AMOUNT	AMOUNT	AMOUNT	AMOUNT
1.			
2.		2	258
3.			
4.			
5.			
6.		2	223
7.			-35
8.			
9.		2	123
10.			
11.			
12.		2	74
13.			-49
COL			
TOL			

BILL NO.

AMOUNT DUE			
BILL CODE	UTILITY	BILL CODE	UTILITY
	TOTAL AMT		TOTAL AMT
AMOUNT	AMOUNT	AMOUNT	AMOUNT
1.			
2.			
3.			
4.			
5.			
6.			
7.			
8.			
9.			
10.			
11.			
12.			
13.			
COL			
TOL			

BILL NO.

AMOUNT DUE			
BILL CODE	UTILITY	BILL CODE	UTILITY
	TOTAL AMT		TOTAL AMT
AMOUNT	AMOUNT	AMOUNT	AMOUNT
1.			
2.			
3.			
4.			
5.			
6.			
7.			
8.			
9.			
10.			
11.			
12.			
13.			
COL			
TOL			

BILL NO.

AMOUNT DUE			
BILL CODE	UTILITY	BILL CODE	UTILITY
	TOTAL AMT		TOTAL AMT
AMOUNT	AMOUNT	AMOUNT	AMOUNT
1.			
2.			
3.			
4.			
5.			
6.			
7.			
8.			
9.			
10.			
11.			
12.			
13.			
COL			
TOL			

ACCOUNTING DIRECTIONS:

This authorization is in accordance with Joint Pole Agreement and Routine. The undersigned have agreed on joint work as specified hereon.

Date Prepared _____

PAGE NO. _____

Date Sent 6/20/2018

Confirming Agreement _____
Field

By Telephone Date Completed _____

No. of Pages _____

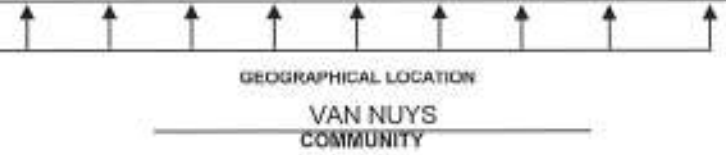
J.P. Auth. No. 1234

UTILITY	REPRESENTATIVE	DISTRICT-DIVISION-EXCHANGE	APPROVED	TAXING INSTRUCTIONS	ACCOUNTING DATA
			Section 4.1A or B	Section 4.1A or B	
			CURRENT RULE: (February 2012)	RECOMMENDATION:	
			Less on Record More on Proposed - Purchasing Interest (code 2)	Bill BOTH purchase of interest (code2)	
			Bill by Proposed, Penalty (code 3) by Record	and penalty (code3) by proposed	
			More on Record Less on Proposed - Purchase Interest (code2)		
			and Penalty (code 3) both by Record		

POLE NO.	Pole Length Anchor Size	Year Set	Pole Trn Class Anchor Direct.	Record						Proposed						Item No.	LOCATION AND NATURE OF WORK <small>If not in accordance with Joint Pole agreement and routine-state reasons.</small>	
				L M	H	ATC	LAC	NG			L M	H	ATC	LAC	NG			
CURRENT WAY					1/4	1/4	1/4	1/4									1.	
201785M	45	65	FT CL4	-1	39-7 26-1	24-6 T24	25-1	26-1	(27-1)								2.	NG TO PURCHASE SEC 4.1A, 4.3A, & 4.4
																	3.	MULHOLLAND DR N/S 1035' E/O DONA PEGITA DR
																	4.	
Originally billed 6' W/Unauth (SCZ) 5'					7.5	6	1	1		15							5.	
					7.5	6	1	1	1	16							6.	
PROPOSED WAY																	7.	NG TO PURCHASE SEC 4.1A, 4.3A, & 4.4
201785M	45	65	FT CL4		39-7 28-1	24-6 T24	25-1	26-1	(27-1)								8.	MULHOLLAND DR N/S 1035' E/O DONA PEGITA DR
																	9.	
																	10.	
																	11.	
																	12.	

POLE LEGEND:
 F = FULL
 PE = FULL BUILT
 T = TRANSPORT
 S = SALVAGE
 U = USEFUL
 TN = TENANT
 L = LOWER CUT
 MAJ = MAJOR CUT
 SCZ = SAFETY CLEARANCE ZONE
ANCHOR LEGEND:
 RH = ANCHORARM REMOVED
 AT = ANCHORARM TRANSFERRED

Show Quantity of Items to be billed in the Column of Party to be Paid.



FORM 48 SENT _____

COSTS and BILLING DATE

FINAL

BILLING CODES

1. PLACED CURRENT YEAR
2. PLACED PRIOR YEAR
3. UNAUTHORIZED ATTACHMENT
4. SALVAGE VALUE
5. AUTHORIZED COST

BILL NO. _____

J.P. AUTH. NO. 1234

BILL NO. **855**

AMOUNT DUE			
BILL CODE	UTILITY	BILL CODE	UTILITY
	M		NG
	TOTAL AMT		TOTAL AMT
AMOUNT	AMOUNT	AMOUNT	AMOUNT
1.			
2.			
3.	2 28		
3.	3 14		
4.	42		
5.			
6.			
7.			
8.	2 26		
8.	3 13		
9.	39		
10.	\$3		
11.			
12.			
13.			
COL			
TOL			

BILL NO. **854**

AMOUNT DUE			
BILL CODE	UTILITY	BILL CODE	UTILITY
	NG		H
	TOTAL AMT		TOTAL AMT
AMOUNT	AMOUNT	AMOUNT	AMOUNT
1.			
2.			
3.		2 28	
3.		3 14	
4.		42	
5.			
6.			
7.			
8.		2 26	
8.		3 13	
9.		39	
10.		\$3	
11.			
12.			
13.			
COL			
TOL			

BILL NO. **865**

AMOUNT DUE			
BILL CODE	UTILITY	BILL CODE	UTILITY
	NG		ATC
	TOTAL AMT		TOTAL AMT
AMOUNT	AMOUNT	AMOUNT	AMOUNT
1.			
2.			
3.		2 28	
3.		3 14	
4.		42	
5.			
6.			
7.			
8.		2 26	
8.		3 13	
9.		39	
10.		\$3	
11.			
12.			
13.			
COL			
TOL			

BILL NO. **866**

AMOUNT DUE			
BILL CODE	UTILITY	BILL CODE	UTILITY
	NG		LAC
	TOTAL AMT		TOTAL AMT
AMOUNT	AMOUNT	AMOUNT	AMOUNT
1.			
2.			
3.		2 28	
3.		3 14	
4.		42	
5.			
6.			
7.			
8.		2 26	
8.		3 13	
9.		39	
10.		\$3	
11.			
12.			
13.			
COL			
TOL			

BILL NO.

AMOUNT DUE			
BILL CODE	UTILITY	BILL CODE	UTILITY
	TOTAL AMT		TOTAL AMT
AMOUNT	AMOUNT	AMOUNT	AMOUNT
1.			
2.			
3.			
4.			
5.			
6.			
7.			
8.			
9.			
10.			
11.			
12.			
13.			
COL			
TOL			

ACCOUNTING DIRECTIONS:

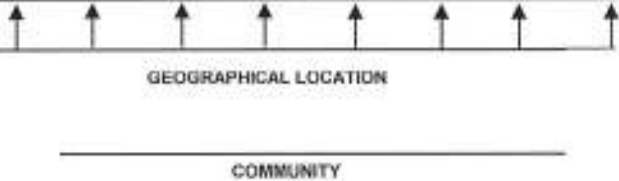
POLE NO.	Pole Length Anchor Size	Year Set	Pole Tilt Class Anchor Direct.	Record							Proposed							Item No.	LOCATION AND NATURE OF WORK <small>If not in accordance with Joint Pole agreement and routine-state reasons.</small>			
				L M	HLA	ATC	LAC	PBM	NG	L M	HLA	ATC	LAC	PBM	NG							
CURRENT WAY					1/5'	1/5'	1/5'	1/5'	1/5'			1/10 .25	1/10 .24	1/10 .13	1/10 13	1/10 .13	1/10 .12			NG TO PURCHASE SEC 4.1A, 4.3A, & 4.4		
322603M	45	65	FT CL4	-1	39-6 27-1	24-2 21-3	26-1	25-1	22-1	(28-1)	-1	39-6 28-1	25-3 21-3	26-1	27-1	22-1	28-1			MULLHOLLAND DR N/S 1150' E/O DONA PEGITA	1	
Originally billed 6' W/Unauth (SCZ) 5'					7 6	5 5	1 1	1 1	1 1	1 1	15 16		6.5	6	1	1	1	0.5	16			2
																						3
PROPOSED WAY												1/10 .25	1/10 .24	1/10 .13	1/10 13	1/10 .13	1/10 .12			NG TO PURCHASE SEC 4.1A, 4.3A, & 4.4		
322603M	45	65	FT CL4	-1	39-6 27-1	24-2 21-3	26-1	25-1	22-1	(28-1)	-1	39-6 28-1	25-3 21-3	26-1	27-1	22-1	28-1			MULLHOLLAND DR N/S 1150' E/O DONA PEGITA	5	
												6.5	6	1	1	1	0.5	16				6
																						7
																						8
																						9
																						10
																						11
																						12
																						13
																						14
																						15
																						16
																						17
																						18
																						19

POLE LEGEND:
 P = PULL
 PB = FULL BOLT
 I = (HANG/CH)
 S = GALVANIZ
 D = DRY/DRY
 IN = (EMMI)

L = LOWER CUT
 C(X) = HOUSING CUT
 SCZ = SAFETY CLEARANCE ZONE

ANCHOR LEGEND:
 AN = ANCHOR/ARM REMOVED
 AT = ANCHOR/ARM TRANSFERRED

Show Quantity of items to be billed in the Column of Party to be Paid.



BILL NO. 855

BILL NO. 854

BILL NO. 865

BILL NO. 866

BILL NO. 867

J.P. AUTH. NO. 1234

AMOUNT DUE			
BILL CODE	UTILITY	BILL CODE	UTILITY
	M		NG
1	2 19		
	3 10		
2	29		
3			
4			
5	2 18		
	3 9		
6	27		
7			
8	\$2		
9			
10			
11			
12			
13			
14			
15			
16			
17			
18			
19			
COL			
TOT			

AMOUNT DUE			
BILL CODE	UTILITY	BILL CODE	UTILITY
	NG		H
1		2 19	
		3 10	
2		29	
3			
4			
5		2 18	
		3 9	
6		27	
7			
8		\$2	
9			
10			
11			
12			
13			
14			
15			
16			
17			
18			
19			
COL			
TOT			

AMOUNT DUE			
BILL CODE	UTILITY	BILL CODE	UTILITY
	NG		ATC
1		2 19	
		3 10	
2		29	
3			
4			
5		2 18	
		3 9	
6		27	
7			
8		\$2	
9			
10			
11			
12			
13			
14			
15			
16			
17			
18			
19			
COL			
TOT			

AMOUNT DUE			
BILL CODE	UTILITY	BILL CODE	UTILITY
	NG		LAC
1		2 19	
		3 10	
2		29	
3			
4			
5		2 18	
		3 9	
6		27	
7			
8		\$2	
9			
10			
11			
12			
13			
14			
15			
16			
17			
18			
19			
COL			
TOT			

AMOUNT DUE			
BILL CODE	UTILITY	BILL CODE	UTILITY
	NG		PBM
1		2 19	
		3 10	
2		29	
3			
4			
5		2 18	
		3 9	
6		27	
7			
8		\$2	
9			
10			
11			
12			
13			
14			
15			
16			
17			
18			
19			
COL			
TOT			

ACCOUNTING DIRECTIONS

1
2
3
4
5
6
7
8
9
10
11
12
13
14
15
16
17
18
19

This authorization is in accordance with Joint Pole Agreement and Routine. The undersigned have agreed on joint work as specified herein.

Date Prepared _____

Date Sent 6/15/2018

Confirming Agreement _____ Field

By Telephone Date Completed _____

No. of Pages _____

J.P. Auth.No. 2345

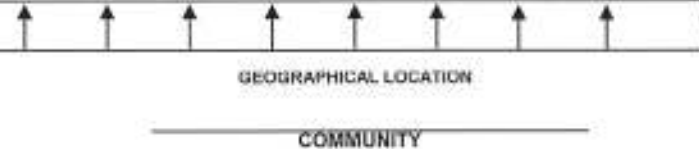
UTILITY	REPRESENTATIVE	DISTRICT-DIVISION-EXCHANGE	APPROVED	TAXING INSTRUCTIONS	ACCOUNTING DATA
			<u>4.2</u>	<u>4.2</u> RECOMMENDATION: No extra account unless salvage is owed.	
			CURRENT RULE: Make an extra account for each member with relinquished member.		

POLE NO.	Pole Length Anchor Size	Year Set	Pole Tit Class Anchor Orient.	Record							Proposed							Item No.	LOCATION AND NATURE OF WORK <small>If not in accordance with Joint Pole agreement and routine-state reasons.</small>			
				12K E	HLA	ATC	LAC	PBM	SPR	NG	12K E	HLA	ATC	LAC	PBM	SPR	NG					
CURRENT WAY													NG TO PURCHASE INTEREST AND SPR TO RELINQ INT SECTION 4.0 AND 4.2 NO	1.								
												0.37	0.16	0.11	0.11	0.12	1	0.13			NO CHARGE BETWEEN SPR AND NG	2.
1632175E	50	67	FT 2	43-13	21-3	22-1	22-1	23-1	24-1		6'	43-13	21-3	22-1	22-1	23-1	NI	24-1			LOCATION HERE	3.
												13	3	0.5	0.5	1		1	19		SALVAGE BILLED	4.
																						5.
PROPOSED WAY													NG TO PURCHASE INTEREST AND SPR TO RELINQ INT SECTION 4.0 AND 4.2 NO	6.								
												0.37	0.16	0.11	0.11	0.12	1	0.13			NO CHARGE BETWEEN SPR AND NG	7.
1632175E	50	67	FT 2	43-13	21-3	22-1	22-1	23-1	24-1		6'	43-13	21-3	22-1	22-1	23-1	NI	24-1			LOCATION HERE	8.
												13	3	0.5	0.5	1		1	19		NO SALVAGE BILLED	9.
																						10.
																						11.
																						12.

POLE LEGEND:
 L = LOWER CUT
 MK = FULL BUTT
 1 = THANGPLAN
 S = SALVAGE
 U = USE-USE
 TN = TENANT

ANCHOR LEGEND:
 AN = ANCHORARM REMOVED
 AT = ANCHORARM TRANSFERRED

Show Quantity of Items to be billed in the Column of Party to be Paid.



COSTS and BILLING DATE

FINAL

BILLING CODES

1. PLACED CURRENT YEAR
2. PLACED PRIOR YEAR
3. UNAUTHORIZED ATTACHMENT
4. SALVAGE VALUE
5. AUTHORIZED COST

BILL NO. _____

J.P. AUTH. NO. 2345

BILL NO. **615**

AMOUNT DUE			
BILL CODE	UTILITY	BILL CODE	UTILITY
	E		NG
	TOTAL AMT		TOTAL AMT
AMOUNT	AMOUNT		
1.			
2.			
3.	2		15
4.			
5.			
6.			
7.			
8.	2		15
9.			
10.			
11.			
12.			
13.			
COL			
TOL			

BILL NO. **854**

AMOUNT DUE			
BILL CODE	UTILITY	BILL CODE	UTILITY
	NG		H
	TOTAL AMT		TOTAL AMT
AMOUNT	AMOUNT		
1.			
2.			
3.		2	15
4.			
5.			
6.			
7.			
8.		2	15
9.			
10.			
11.			
12.			
13.			
COL			
TOL			

BILL NO. **865**

AMOUNT DUE			
BILL CODE	UTILITY	BILL CODE	UTILITY
	NG		ATC
	TOTAL AMT		TOTAL AMT
AMOUNT	AMOUNT		
1.			
2.			
3.		2	15
4.			
5.			
6.			
7.			
8.		2	15
9.			
10.			
11.			
12.			
13.			
COL			
TOL			

BILL NO. **866**

AMOUNT DUE			
BILL CODE	UTILITY	BILL CODE	UTILITY
	NG		LAC
	TOTAL AMT		TOTAL AMT
AMOUNT	AMOUNT		
1.			
2.			
3.		2	15
4.			
5.			
6.			
7.			
8.		2	15
9.			
10.			
11.			
12.			
13.			
COL			
TOL			

BILL NO. **867**

AMOUNT DUE			
BILL CODE	UTILITY	BILL CODE	UTILITY
	NG		PBM
	TOTAL AMT		TOTAL AMT
AMOUNT	AMOUNT		
1.			
2.			
3.		2	15
4.			
5.			
6.			
7.			
8.		2	15
9.			
10.			
11.			
12.			
13.			
COL			
TOL			

ACCOUNTING DIRECTIONS:

COSTS and BILLING DATE

FINAL

BILLING CODES

1. PLACED CURRENT YEAR
2. PLACED PRIOR YEAR
3. UNAUTHORIZED ATTACHMENT
4. SALVAGE VALUE
5. AUTHORIZED COST

BILL NO. _____

J.P. AUTH. NO. 2345

BILL NO. **818**

AMOUNT DUE			
BILL CODE	UTILITY	BILL CODE	UTILITY
	SPR		NG
	TOTAL AMT		TOTAL AMT
AMOUNT	AMOUNT	AMOUNT	AMOUNT
1.			
2.			
3.	4		0
4.			
5.			
6.			
7.			
8.	2		0
9.			
10.			
11.			
12.			
13.			
COL			
TOL			

BILL NO. **637**

AMOUNT DUE			
BILL CODE	UTILITY	BILL CODE	UTILITY
	E		SPR
	TOTAL AMT		TOTAL AMT
AMOUNT	AMOUNT	AMOUNT	AMOUNT
1.			
2.			
3.		4	0
4.			
5.			
6.			
7.			
8.			
9.			
10.			
11.			
12.			
13.			
COL			
TOL			

BILL NO. **644**

AMOUNT DUE			
BILL CODE	UTILITY	BILL CODE	UTILITY
	SPR		H
	TOTAL AMT		TOTAL AMT
AMOUNT	AMOUNT	AMOUNT	AMOUNT
1.			
2.			
3.	4		0
4.			
5.			
6.			
7.			
8.			
9.			
10.			
11.			
12.			
13.			
COL			
TOL			

BILL NO. **810**

AMOUNT DUE			
BILL CODE	UTILITY	BILL CODE	UTILITY
	SPR		ATC
	TOTAL AMT		TOTAL AMT
AMOUNT	AMOUNT	AMOUNT	AMOUNT
1.			
2.			
3.	4		0
4.			
5.			
6.			
7.			
8.			
9.			
10.			
11.			
12.			
13.			
COL			
TOL			

BILL NO. **811**

AMOUNT DUE			
BILL CODE	UTILITY	BILL CODE	UTILITY
	SPR		LAC
	TOTAL AMT		TOTAL AMT
AMOUNT	AMOUNT	AMOUNT	AMOUNT
1.			
2.			
3.	4		0
4.			
5.			
6.			
7.			
8.			
9.			
10.			
11.			
12.			
13.			
COL			
TOL			

ACCOUNTING DIRECTIONS:

COSTS and BILLING DATE

FINAL

BILLING CODES

- 1. PLACED CURRENT YEAR
- 2. PLACED PRIOR YEAR
- 3. UNAUTHORIZED ATTACHMENT
- 4. SALVAGE VALUE
- 5. AUTHORIZED COST

BILL NO. _____

J.P. AUTH. NO. 2345

BILL NO. **812**

AMOUNT DUE			
BILL CODE	UTILITY	BILL CODE	UTILITY
	SPR		PBM
	TOTAL AMT		TOTAL AMT
AMOUNT	AMOUNT	AMOUNT	AMOUNT
1.			
2.			
3.	4		0
4.			
5.			
6.			
7.			
8.			
9.			
10.			
11.			
12.			
13.			
COL			
TOL			

BILL NO.

AMOUNT DUE			
BILL CODE	UTILITY	BILL CODE	UTILITY
	TOTAL AMT		TOTAL AMT
	AMOUNT		AMOUNT
1.			
2.			
3.			
4.			
5.			
6.			
7.			
8.			
9.			
10.			
11.			
12.			
13.			
COL			
TOL			

BILL NO.

AMOUNT DUE			
BILL CODE	UTILITY	BILL CODE	UTILITY
	TOTAL AMT		TOTAL AMT
	AMOUNT		AMOUNT
1.			
2.			
3.			
4.			
5.			
6.			
7.			
8.			
9.			
10.			
11.			
12.			
13.			
COL			
TOL			

BILL NO.

AMOUNT DUE			
BILL CODE	UTILITY	BILL CODE	UTILITY
	TOTAL AMT		TOTAL AMT
	AMOUNT		AMOUNT
1.			
2.			
3.			
4.			
5.			
6.			
7.			
8.			
9.			
10.			
11.			
12.			
13.			
COL			
TOL			

BILL NO.

AMOUNT DUE			
BILL CODE	UTILITY	BILL CODE	UTILITY
	TOTAL AMT		TOTAL AMT
	AMOUNT		AMOUNT
1.			
2.			
3.			
4.			
5.			
6.			
7.			
8.			
9.			
10.			
11.			
12.			
13.			
COL			
TOL			

ACCOUNTING DIRECTIONS:

This authorization is in accordance with Joint Pole Agreement and Routine. The undersigned have agreed on joint work as specified herein.

Date Prepared _____

PAGE NO. _____

Date Sent 5/10/2016

Confirming Agreement _____
Field

By Telephone Date Completed _____

No. of Pages _____

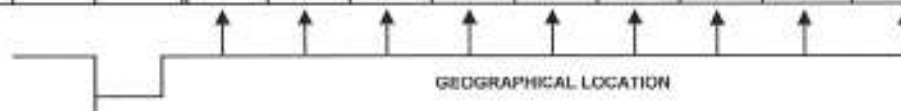
J.P. Auth.No. 5678-2016

UTILITY	REPRESENTATIVE	DISTRICT-DIVISION-EXCHANGE	APPROVED	TAXING INSTRUCTIONS	ACCOUNTING DATA
			SECTION 7.7 WITH 4.1B	SECTION 4.1B	
			CURRENT RULE: Penalty (code 3) is priced by "DATE SENT"	RECOMMENDATION: Penalty (code 3) be priced by "YEAR SET" of new pole.	

POLE NO.	Pole Length Anchor Size	Year Set	Pole Trt		Record						Proposed				Item No.	LOCATION AND NATURE OF WORK <small>If not in accordance with Joint Pole agreement and routine-state reasons.</small>		
			Class	Anchor Direct	12K	HLA					12K	HLA						
					E	HLA										E TO REPLACE SECTION 7.7 AND 4.1B	1.	
CURRENT WAY																	2.	
1586789E	45	75	FT	2	100	(24-1)										PTD	LOCATION HERE	3.
1586789E	45	15	FT	2												39-9 24-6	LOCATION HERE	5.
PROPOSED WAY																	7.	
1586788E	45	75	FT	2	100	(24-1)										PTD	LOCATION HERE	8.
1586788E	45	15	FT	2												39-9 24-6	LOCATION HERE	10.

POLE LEGEND:
 L = LOWER OUT
 F = FULL
 MB = FULL BULL
 I = (MANHATTAN)
 S = SALVAGE
ANCHOR LEGEND:
 MAAP = MANHATTAN
 SGC = SAFETY CLEARANCE CORN

Show Quantity of items to be billed in the Column of



COSTS and BILLING DATE

FINAL

BILLING CODES

1. PLACED CURRENT YEAR
2. PLACED PRIOR YEAR
3. UNAUTHORIZED ATTACHMENT
4. SALVAGE VALUE
5. AUTHORIZED COST

BILL NO. _____

J.P. AUTH. NO. 5678-2016

BILL NO. **601**

AMOUNT DUE			
BILL CODE	UTILITY	BILL CODE	UTILITY
	E		H
	TOTAL AMT		TOTAL AMT
AMOUNT	AMOUNT	AMOUNT	AMOUNT
1.			
2.	3	910	
3.			
4.			
5.			
6.			
7.			
8.	3	906	
9.			
10.			
11.		\$4	
12.			
13.			
COL			
TOL			

BILL NO. _____

AMOUNT DUE			
BILL CODE	UTILITY	BILL CODE	UTILITY
	TOTAL AMT		TOTAL AMT
	AMOUNT		AMOUNT
1.			
2.			
3.			
4.			
5.			
6.			
7.			
8.			
9.			
10.			
11.			
12.			
13.			
COL			
TOL			

BILL NO. _____

AMOUNT DUE			
BILL CODE	UTILITY	BILL CODE	UTILITY
	TOTAL AMT		TOTAL AMT
	AMOUNT		AMOUNT
1.			
2.			
3.			
4.			
5.			
6.			
7.			
8.			
9.			
10.			
11.			
12.			
13.			
COL			
TOL			

BILL NO. _____

AMOUNT DUE			
BILL CODE	UTILITY	BILL CODE	UTILITY
	TOTAL AMT		TOTAL AMT
	AMOUNT		AMOUNT
1.			
2.			
3.			
4.			
5.			
6.			
7.			
8.			
9.			
10.			
11.			
12.			
13.			
COL			
TOL			

BILL NO. _____

AMOUNT DUE			
BILL CODE	UTILITY	BILL CODE	UTILITY
	TOTAL AMT		TOTAL AMT
	AMOUNT		AMOUNT
1.			
2.			
3.			
4.			
5.			
6.			
7.			
8.			
9.			
10.			
11.			
12.			
13.			
COL			
TOL			

ACCOUNTING DIRECTIONS:

This authorization is in accordance with Joint Pole Agreement and Routine. The undersigned have agreed on joint work as specified hereon.

Date Prepared _____

PAGE NO. _____

Date Sent 5/20/2019

Confirming Agreement _____
Field

By Telephone Date Completed _____

No. of Pages _____


J.P. Auth.No. 5678-2019

UTILITY	REPRESENTATIVE	DISTRICT-DIVISION-EXCHANGE	APPROVED	TAXING INSTRUCTIONS	ACCOUNTING DATA
			SECTION 7.7 WITH 4.1B	SECTION 4.1B	
			CURRENT RULE: Penalty (code 3) is priced by "DATE SENT"	RECOMMENDATION: Penalty (code 3) be priced by "YEAR SET" of new pole.	

POLE NO.	Pole Length Anchor Size	Year Set	Pole Tr		Record						Proposed						Item No.	LOCATION AND NATURE OF WORK <small>If not in accordance with Joint Pole agreement and routine-state reasons.</small>	
			Class	Anchor Dist.	12K	HLA					12K	HLA							
					E	HLA												E TO REPLACE SECTION 7.7 AND 4.1B	1.
CURRENT WAY																			2.
1586789E	45	75	FT 2		100	(24-1)								PTD				LOCATION HERE	3.
1586789E	45	18	FT 2											39-9	24-6			LOCATION HERE	5.
PROPOSED WAY																			7.
1586789E	45	75	FT 2		100	(24-1)								PTD				LOCATION HERE	8.
1586789E	45	18	FT 2											39-9	24-6			LOCATION HERE	10.

POLE LEGEND:
 L = LOWER CUT
 F = FULL
 MB = FULL BUILT
 T = TRANSFORMER
 S = SALVAGE
ANCHOR LEGEND:
 W = WOOD
 S = SAFETY CLEARANCE CURB

Show Quantity of Items to be billed in the Column of



GEOGRAPHICAL LOCATION

COSTS and BILLING DATE

FINAL

BILLING CODES

- 1. PLACED CURRENT YEAR
- 2. PLACED PRIOR YEAR
- 3. UNAUTHORIZED ATTACHMENT
- 4. SALVAGE VALUE
- 5. AUTHORIZED COST

BILL NO. _____

J.P. AUTH. NO. 5678-2019

BILL NO. **601**

AMOUNT DUE			
BILL CODE	UTILITY	BILL CODE	UTILITY
	E		H
	TOTAL AMT		TOTAL AMT
AMOUNT	AMOUNT	AMOUNT	AMOUNT
1.			
2.	3	922	
3.			
4.			
5.			
6.			
7.			
8.	3	902	
9.			
10.			
11.		\$20	
12.			
13.			
COL			
TOL			

BILL NO. _____

AMOUNT DUE			
BILL CODE	UTILITY	BILL CODE	UTILITY
	TOTAL AMT		TOTAL AMT
	AMOUNT		AMOUNT
1.			
2.			
3.			
4.			
5.			
6.			
7.			
8.			
9.			
10.			
11.			
12.			
13.			
COL			
TOL			

BILL NO. _____

AMOUNT DUE			
BILL CODE	UTILITY	BILL CODE	UTILITY
	TOTAL AMT		TOTAL AMT
	AMOUNT		AMOUNT
1.			
2.			
3.			
4.			
5.			
6.			
7.			
8.			
9.			
10.			
11.			
12.			
13.			
COL			
TOL			

BILL NO. _____

AMOUNT DUE			
BILL CODE	UTILITY	BILL CODE	UTILITY
	TOTAL AMT		TOTAL AMT
	AMOUNT		AMOUNT
1.			
2.			
3.			
4.			
5.			
6.			
7.			
8.			
9.			
10.			
11.			
12.			
13.			
COL			
TOL			

BILL NO. _____

AMOUNT DUE			
BILL CODE	UTILITY	BILL CODE	UTILITY
	TOTAL AMT		TOTAL AMT
	AMOUNT		AMOUNT
1.			
2.			
3.			
4.			
5.			
6.			
7.			
8.			
9.			
10.			
11.			
12.			
13.			
COL			
TOL			

ACCOUNTING DIRECTIONS:

Billing Process Simplification Ad hoc

(9/17/19)

Questions for Accountant

1. For section 4.2 do we need to show the salvage value of \$0 on the JPA?

Percentages of
 - Most Time Consuming JPAs/Reasons
 - JPAs billed by date (year): under 5 yrs, 5-6 yrs, 7-9 yrs, and 10+ yrs (using different year of pole prices)

JPA NUMBER	Billed by Date	FTR	Date Recd	# OF POLES (Required)	OWNERS	Most Time Consume	Most Time Consuming Reasons (# of Poles)							# of Poles - bill by date:				
							No. 1 PolePrice Pole Class	No. 2 4.1A or 4.1B	No. 3 4.2 (Salvage)	No. 4 7.7 w/4.1B	No. 5 Percentage	No. 6 Defaults	No. 7 SCZ Adequate	Under 5 Years	5-6 Years	7-9 Years	10 Years and older	
HLB8576295-04	2008		9/13/2019	27	3										1	1	1	24
A-09-13924	2009		9/10/2019	9	3										3			6
E6032-0454	2009		9/10/2019	4	3										4			
E6044-0800	2011		9/26/2019	3	6										2			1
E8455-403123207	2011	FTR	9/26/2019	7	5	X						1						7
ATC12BAR3679-C7	2012	FTR	9/26/2019	7	3	X						6						7
ATC12BAR3679-D5	2012	FTR	9/26/2019	15	3	X						12						12
ATC12BAR3679-D6	2012	FTR	9/26/2019	13	3	X						11		2		1		10
ATC13BAR3679-F5	2012	FTR	9/26/2019	2	3	X						1						2
E6029-403833074	2012		9/26/2019	16	3													
E6034-403957225	2012		9/26/2019	31	3										31			
E6026-405022686	2013	FTR	9/26/2019	12	4	X						1			12			
E6031-405099350	2013		9/13/2019	12	3										12			
E6034-404455842	2013	FTR	9/26/2019	33	3	X						2			27			6
E8455-404905536	2013		9/26/2019	10	3											8	2	
E8455-404905539	2013		9/26/2019	12	3											2		10
E8458-405654603	2013		9/13/2019	24	3	X		5							1		1	22
NG1037-01-6154	2013	FTR	9/6/2019	15	5	X						14			2	1	2	10
E4405-406112948	2014	FTR	9/10/2019	2	4	X						1				2		
E6022-406219193	2014		9/10/2019	7	4										1	6		
E6034-405876174	2014	FTR	9/13/2019	2	3	X						1			2			
E6035-406299993	2014		9/10/2019	20	3										20			
E6035-406402413	2014	FTR	9/26/2019	2	4	X						1			2			
E6035-406485742	2014	FTR	9/26/2019	2	3	X						1			2			
E6036-405639995	2014		9/26/2019	6	3										6			
E6039-406504707	2014		9/10/2019	2	3										2			
E6044-405589528	2014		9/13/2019	14	3										14			
E6044-406158225	2014		9/26/2019	2	3										2			
E6079-406145593	2014	FTR	9/26/2019	2	3	X						1			2			
E8455-406632314	2014	FTR	9/13/2019	25	4	X						13					2	23
E4305-406011687	2015		9/26/2019	12	6										12			
E4305-406169707	2015		9/26/2019	2	3										2			
E4305-407039672	2015		9/26/2019	10	3	X									10			
E4605-406802250	2015		9/26/2019	10	4	X						5			10			
E4605-406821759	2015		9/26/2019	12	5										12			
E4605-406984898	2015	FTR	9/13/2019	8	4	X						3			8			
E4605-406997060	2015	FTR	9/26/2019	4	3										4			
E4805-406761305	2015		9/13/2019	6	3										6			
E4805-406854245	2015		9/13/2019	2	3										2			
E4805-406937253	2015		9/26/2019	2	3										2			
E4805-406973976	2015		9/26/2019	4	3										4			
E6022-406391475	2015		9/13/2019	14	5										14			
E6026-406602836	2015	FTR	9/26/2019	10	4	X						2			10			
E6026-407202697	2015	FTR	9/13/2019	10	3										8			
E6026-407404887	2015	FTR	9/13/2019	2	3	X						2			2			
E6027-406922864	2015		9/26/2019	8	3										8			
E6029-406548354	2015		9/26/2019	20	3										20			
E6029-406548403	2015		9/10/2019	10	3										10			
E6029-406683949	2015		9/26/2019	8	5										6			
E6029-406775845	2015		9/18/2019	1	3										1			
E6031-406614930	2015		9/13/2019	9	3										8			1
E6031-407430756	2015		9/13/2019	4	3										4			
E6032-407119960	2015		9/26/2019	6	3										6			

Percentages of
- Most Time Consuming JPAs/Reasons
- JPAs billed by date (year): under 5 yrs, 5-6 yrs, 7-9 yrs, and 10+ yrs (using different year of pole prices)

JPA NUMBER	Billed by Date	FTR	Date Recd	# OF POLES (Required)	OWNERS	Most Time Consume	Most Time Consuming Reasons (# of Poles)							# of Poles - bill by date:				
							No. 1 PolePrice Pole Class	No. 2 4.1A or 4.1B	No. 3 4.2 (Salvage)	No. 4 7.7 w/4.1B	No. 5 Percentage	No. 6 Defaults	No. 7 SCZ Adequate	Under 5 Years	5-6 Years	7-9 Years	10 Years and older	
E6033-406669700	2015	FTR	9/26/2019	34	3										34			
E6033-407663252	2015		9/13/2019	4	3										4			
E6033-407722484 COR	2015		9/26/2019	4	3										4			
E6034-406585356	2015	FTR	9/26/2019	19	3	X						5			16			
E6035-406436556	2015		9/10/2019	8	3										8			
E6035-406625533	2015	FTR	9/10/2019	14	4	X						5			14			
E6035-406753120	2015		9/13/2019	4	3										4			
E6035-406797540	2015	FTR	9/26/2019	10	3	X						2			10			
E6035-406974651	2015	FTR	9/26/2019	6	4	X						1			6			
E6035-406976688	2015	FTR	9/26/2019	4	4	X						2			4			
E6035-407001596	2015		9/10/2019	8	5										8			
E6035-407003380	2015		9/10/2019	8	5										6			
E6036-406461997	2015		9/10/2019	16	3	X				4					16			
E6036-406544144	2015		9/10/2019	6	3										6			
E6039-406490415	2015		9/10/2019	2	3										2			
E6042-407253270	2015	FTR	9/13/2019	23	4	X						2			23			
E6042-407253303	2015	FTR	9/13/2019	16	3	X						4			16			
E6042-407404507	2015	FTR	9/26/2019	6	3	X			1			1			6			
E6043-406465526	2015	FTR	9/26/2019	2	3	X						1			2			
E6043-407013642	2015		9/26/2019	2	5										2			
E6044-406064893	2015	FTR	9/26/2019	35	3	X						1			35			
E6044-407119099	2015		9/26/2019	2	4										2			
E6044-407120918	2015		9/26/2019	16	3										16			
E6047-406838704	2015	FTR	9/26/2019	8	3	X						2			8			
E6047-407035528	2015		9/26/2019	6	3										6			
E6047-407123961	2015	FTR	9/26/2019	2	3	X						1			2			
E6048-407040579	2015		9/26/2019	4	3										2			
E6048-407115317	2015	FTR	9/26/2019	14	3	X						1			14			
E6051-406569435	2015		9/10/2019	6	3										6			
E6059-406728757	2015		9/26/2019	8	3										8			
E6059-406747278	2015		9/26/2019	16	4										16			
E6059-407199672	2015		9/13/2019	1	3										1			
E6059-407257879	2015		9/10/2019	2	4										4			
E4403-406203251	2016		9/10/2019	2	3	X	1								2			
E4405-406397457	2016		9/10/2019	2	5	X	1								2			
E4405-406913473	2016		9/26/2019	6	4	X	3								6			
E4405-407025543	2016		9/26/2019	2	3	X	1								2			
E4605-406011980	2016		9/10/2019	6	3	X	3								4			
E4805-406086351	2016		9/13/2019	8	3	X	4								8			
E4805-406086353	2016		9/26/2019	10	4	X	5								10			
E4805-406949502	2016	FTR	9/26/2019	2	3	X	1					1			2			
E4805-407107243	2016		9/26/2019	6	3	X	3								6			
E4805-407343350	2016		9/26/2019	2	4	X	1								2			
E4805-408081584	2016		9/18/2019	2	4	X	1								2			
E6022-406735171	2016		9/26/2019	1	3	X	1											1
E6026-407012835	2016	FTR	9/26/2019	8	3	X	6								8			
E6026-407256149	2016		9/13/2019	2	3	X	1					3			2			
E6026-407428664	2016		9/13/2019	2	3	X	1								2			
E6027-406611829	2016		9/26/2019	4	4	X	2								4			
E6027-407151753	2016		9/10/2019	2	3	X	1								2			
E6029-405124491	2016		9/26/2019	6	4	X	3								6			
E6029-406917290	2016		9/13/2019	2	4	X	1								2			
E6029-408234284	2016		9/26/2019	2	3	X	1								2			

Percentages of
 - Most Time Consuming JPAs/Reasons
 - JPAs billed by date (year): under 5 yrs, 5-6 yrs, 7-9 yrs, and 10+ yrs (using different year of pole prices)

JPA NUMBER	Billed by Date	FTR	Date Recd	# OF POLES (Required)	OWNERS	Most Time Consume	Most Time Consuming Reasons (# of Poles)							# of Poles - bill by date:				
							No. 1 PolePrice Pole Class	No. 2 4.1A or 4.1B	No. 3 4.2 (Salvage)	No. 4 7.7 w/4.1B	No. 5 Percentage	No. 6 Defaults	No. 7 SCZ Adequate	Under 5 Years	5-6 Years	7-9 Years	10 Years and older	
E6030-407970580	2016		9/26/2019	2	3	X	1								2			
E6031-406540241	2016		9/13/2019	12	3	X	6											
E6031-407038946	2016		9/26/2019	4	3	X	2								4			
E6032-406679258	2016		9/13/2019	26	3	X	13								22			4
E6033-407094853	2016	FTR	9/26/2019	6	3	X	3					1			6			
E6033-407192141	2016		9/26/2019	8	3	X	4								8			
E6034-406275171	2016	FTR	9/10/2019	2	3	X	1						1		2			
E6034-406919409	2016	FTR	9/26/2019	7	4	X	3						3		7			
E6035-406806054	2016	FTR	9/26/2019	8	4	X	1						4		8			
E6035-406814067	2016		9/26/2019	10	5	X	1						4		10			
E6043-407762640	2016		9/26/2019	2	4	X	1								2			
E6044-407097252	2016	FTR	9/26/2019	2	3	X	1						1		2			
E6048-406786608	2016		9/13/2019	2	3	X	1								2			
E6059-407015290	2016	FTR	9/26/2019	2	3	X	1						1		2			
E6077-407767789	2016		9/10/2019	2	3	X	1								2			
LAC-00015-10	2016		9/19/2019	1	3										1			
LAC-00015-22	2016		9/19/2019	1	3													1
LAC-00015-26	2016		9/12/2019	1	3													1
LAC-00015-27	2016		9/12/2019	1	3													1
LAC-00015-30	2016		9/12/2019	1	3													1
LAC-00015-34	2016		9/12/2019	1	3	X				1								1
LAC-00015-39-02	2016		9/12/2019	1	3												1	
LAC-RL0S-00015-42	2016		9/12/2019	1	3	X							1					1
M227949	2016		9/9/2019	3	4										3			
M231452	2016	FTR	9/9/2019	4	3	X	2						1		4			
M233859	2016		9/9/2019	8	3	X	4								8			
M234006 SUP1	2016	FTR	9/9/2019	10	3	X	5						3		6			
NG0750-04-03	2016	FTR	9/9/2019	6	3	X							6					6
NG0775-04-01 SUP 1	2016	FTR	9/9/2019	6	3	X							6					6
NG0775-04-14 SUP 1	2016	FTR	9/9/2019	8	3	X							6		1			7
NG0797-04-14	2016		9/9/2019	11	4	X	4			1					2		2	7
NG0823-04-01	2016		9/9/2019	19	7	X				13								19
NG0823-04-11	2016	FTR	9/13/2019	4	3	X							1					4
NG0826-04-08	2016	FTR	9/13/2019	2	3													2
NG0834-04-06	2016	FTR	9/13/2019	2	3	X									1			1
NG0834-04-147	2016		9/16/2019	5	3	X				1								5
NG0834-04-173	2016		9/16/2019	7	3										1		1	5
NG0834-04-182	2016		9/16/2019	1	3													1
NG0834-04-53	2016		9/16/2019	6	3										1			5
NG0834-04-57	2016	FTR	9/24/2019	2	3	X							2		2			
NG0834-04-61	2016	FTR	9/24/2019	11	3	X								11		2		8
NG0851-04-07	2016	FTR	9/24/2019	2	3	X							2					2
NG0852-04-07	2016	FTR	9/23/2019	2	3	X							2					2
NG313209-02-08	2016		9/12/2019	27	3													27
NG313212-04-17	2016		9/6/2019	4	3										1			3
NG339012-03-07	2016		9/11/2019	7	3												1	6
NG348329-02-04	2016	FTR	9/12/2019	29	3	X												29
NG365241-02-09	2016		9/12/2019	15	3										2			13
NG365241-02-97	2016		9/12/2019	23	5												1	23
NG365242-02-103	2016		9/12/2019	15	4	X	1										1	14
NG365242-02-150	2016		9/12/2019	5	3	X	1										1	4
NG365242-02-192	2016		9/12/2019	8	3	X	4								4			4
NG365242-02-30	2016		9/12/2019	10	3	X	5											10

Percentages of
 - Most Time Consuming JPAs/Reasons
 - JPAs billed by date (year): under 5 yrs, 5-6 yrs, 7-9 yrs, and 10+ yrs (using different year of pole prices)

JPA NUMBER	Billed by Date	FTR	Date Recd	# OF POLES (Required)	OWNERS	Most Time Consume	Most Time Consuming Reasons (# of Poles)							# of Poles - bill by date:				
							No. 1 PolePrice Pole Class	No. 2 4.1A or 4.1B	No. 3 4.2 (Salvage)	No. 4 7.7 w/4.1B	No. 5 Percentage	No. 6 Defaults	No. 7 SCZ Adequate	Under 5 Years	5-6 Years	7-9 Years	10 Years and older	
NG365242-02-41	2016		9/6/2019	18	4	X	9								5			13
NG365242-04-08	2016		9/16/2019	34	3	X	17								2			32
NG365242-13-02	2016		9/17/2019	6	3	X	3											8
E4305-406815886	2017		9/18/2019	2	3	X	1								2			
E4605-407186445	2017		9/19/2019	2	3	X	1								2			
E4800-405320231	2017		9/19/2019	5	3	X	2								4			1
E4800-408755213	2017		9/26/2019	2	5	X	1								2			
E4805-405328632	2017		9/10/2019	2	3	X	1								2			
E4805-407314747	2017		9/10/2019	2	3	X	1								2			
E6026-408251874	2017		9/10/2019	2	3	X	1								2			
E6026-408297116	2017	FTR	9/26/2019	2	3	X	1				1				2			
E6027-408048184	2017		9/10/2019	6	3	X	3								6			
E6027-408291702	2017		9/10/2019	4	3	X	2								4			
E6039-408995984	2017		9/18/2019	38	3	X	19								36			2
E6039-409019459	2017		9/19/2019	38	3	X	19								38			
E6042-408400225	2017		9/10/2019	16	3	X	8								8			8
E6049-408415043	2017	FTR	9/10/2019	2	3	X	1				1				2			
LAC-DNE06-06	2017		9/12/2019	1	3													1
M234883	2017		9/9/2019	34	3	X	17								34			
M235241	2017	FTR	9/9/2019	2	3	X	1				1				2			
M235312	2017		9/9/2019	2	3										2			
MOB1703MOB	2017		9/23/2019	1	4													1
MOB1753MOB	2017	FTR	9/23/2019	1	4	X					1							1
NG0834-04-41	2017		9/16/2019	7	3													7
NG286956-06 COR	2017		9/9/2019	2	3													2
NG325104-008 COR	2017		9/9/2019	2	3										1			1
NG365242-02-109	2017		9/12/2019	13	3	X	13											13
NG365242-02-161	2017		9/12/2019	8	3	X	4											8
NG451476-03-03	2017		9/11/2019	20	5	X	10								6			14
NG451476-03-03 SUP2	2017		9/11/2019	10	5	X	10											10
NG451476-03-08	2017		9/11/2019	5	3	X	5											5
NG451476-03-09	2017		9/11/2019	22	3	X	22											22
NG451481-04-62	2017		9/16/2019	6	3	X	6								1			5
E4405-408320252	2018		9/18/2019	2	3	X	1			1					2			
E4405-408668041	2018		9/10/2019	4	4										4			
E6022-407982281	2018	FTR	9/10/2019	2	3										2			
E6026-406091433	2018	FTR	9/26/2019	2	3	X					1				2			
E6027-408421365	2018		9/10/2019	4	3	X				1					3			1
E6029-409274369	2018		9/26/2019	2	3										2			
E6029-409275256	2018		9/26/2019	2	3										2			
E6031-409467712	2018		9/26/2019	2	3										2			
E6032-409383539	2018		9/26/2019	2	3	X									2			
E6034-408721602	2018	FTR	9/13/2019	4	3	X					2							6
E6035-409141555	2018		9/10/2019	2	4										2			
E6035-409335114	2018	FTR	9/26/2019	2	4	X					1				2			
E6046-409068288	2018	FTR	9/18/2019	12	3	X					1				12			
E6046-409167254	2018	FTR	9/18/2019	2	3	X					1				2			
E6047-408981569	2018		9/18/2019	2	3										2			
E6048-409024480	2018		9/18/2019	2	4										2			
E6049-408279237	2018	FTR	9/10/2019	8	3	X					1				8			
E6049-408396088	2018	FTR	9/26/2019	4	3	X					1				4			
E6049-408398347	2018	FTR	9/10/2019	2	3	X					1				2			
E6049-408624706	2018	FTR	9/18/2019	4	3	X					1				4			

Percentages of
 - Most Time Consuming JPAs/Reasons
 - JPAs billed by date (year): under 5 yrs, 5-6 yrs, 7-9 yrs, and 10+ yrs (using different year of pole prices)

JPA NUMBER	Billed by Date	FTR	Date Recd	# OF POLES (Required)	OWNERS	Most Time Consume	Most Time Consuming Reasons (# of Poles)							# of Poles - bill by date:				
							No. 1 PolePrice Pole Class	No. 2 4.1A or 4.1B	No. 3 4.2 (Salvage)	No. 4 7.7 w/4.1B	No. 5 Percentage	No. 6 Defaults	No. 7 SCZ Adequate	Under 5 Years	5-6 Years	7-9 Years	10 Years and older	
E6059-409014407	2018		9/18/2019	8	3									8				
E6059-409345080	2018		9/18/2019	4	3	X	1							4				
LAC-00015-24	2018		9/19/2019	2	3									1				
LAC-00015-31	2018		9/12/2019	1	3	X								1				
LAC-00015-43	2018		9/12/2019	1	3	X						1		1	1	1	1	
LAC-DNE02D-02	2018		9/12/2019	2	3				1					2			1	
LAC-DSW16-016	2018		9/19/2019	2	4							2						
M223068	2018	FTR	9/9/2019	4	3	X					2			4				
M236002	2018		9/9/2019	4	3									4				
M236276	2018		9/9/2019	10	4									5				
M236861	2018		9/9/2019	3	3									3				
NG0834-04-47	2018		9/16/2019	9	3	X	9								6		3	
NG455327-13-03	2018		9/17/2019	6	4	X	5							1			5	
NG455327-13-04 SUP1	2018		9/17/2019	2	4	X	2										1	
NG455327-13-08	2018		9/17/2019	8	3	X		1						1		1	7	
NG455327-13-10	2018		9/13/2019	10	4	X	9							1		2	7	
NG455327-13-11	2018		9/17/2019	11	3	X						1		3			8	
E6026-409572017	2019	FTR	9/26/2019	3	3	X					1			3				
E6026-409604337	2019	FTR	9/26/2019	2	3	X					1			2				
E6027-410177308	2019		9/18/2019	2	3	X	1							2				
E6029-410153989	2019		9/26/2019	2	3									2				
E6034-410169097	2019		9/26/2019	2	5									2				
E6035-410081013	2019	FTR	9/26/2019	2	3	X					1			2				
E6042-409344531	2019		9/18/2019	4	5	X			1					4				
E6044-409285480	2019		9/26/2019	2	3									2				
E6044-410209562	2019	FTR	9/26/2019	2	3	X					1			2				
E6059-409788848 COR	2019	FTR	9/26/2019	28	3	X					12			28				
HLB8911841	2019		9/9/2019	33	3	X	33								1	4	28	
NG295647-01-01	2019		9/9/2019	1	4									1				
NG311694-006 COR	2019		9/9/2019	2	5									1				
NG311694-043 COR	2019		9/9/2019	6	5									6				
NG315288-09-19	2019		9/6/2019	29	3	X	29									1	27	
VZ1RPR-0560-14023	Varies		9/19/2019	22	4	X		18		1				1	1		20	
Percentages				1882			150	375	23	18	11	211	0	8	1143	34	23	634
							61.22%	19.93%	1.22%	0.96%	0.58%	11.21%	0.00%	0.43%	60.73%	1.81%	1.22%	33.69%
							Out of 245 JPAs	Out of 1882 Poles	Out of 1882 Poles	Out of 1882 Poles	Out of 1882 Poles	Out of 1882 Poles	Out of 1882 Poles	Out of 1882 Poles	Out of 1882 Poles	Out of 1882 Poles	Out of 1882 Poles	Out of 1882 Poles

Sample data: 245 JPAs, 1882 poles
 Sample JPAs included in packet: ATC12BAR3679-D6, HLB8911841

FINAL AUTHORIZATION FOR JOINT POLE TRANSACTION

This authorization is in accordance with Joint Pole Agreement and Routine. The undersigned have agreed on joint work as specified herein.

Date Prepared **06/11/19**
 Date Sent **10/17/12**

Confirming Agreement

In Field Telephone

Date Completed **JUN 14 2019** No. of Pages **3** J. P. Auth. No. **ATC12BAR3679-D6**

BILL NO. _____
 PAGE NO. _____

UTILITY	REPRESENTATIVE	DISTRICT-DIVISION-EXCHANGE	APPROVED	TAXING INSTRUCTIONS	ACCOUNTING DATA
E	KAREN JONES	BARSTOW	KAREN JONES	BARSTOW	700228
FTR	LAURA CEMAT	VICTORVILLE	J. RUIZ	S.B. CNTY	
ATC	M. Fosket	SOUTH BARSTOW	JIM PERRY	IRVINE	MAP # 3679-D6
	951-808-9501				

- COSTS and BILLING DATA**
- BILLING CODES**
1. PLACED CURRENT YEAR
 2. PLACED PRIOR YEAR
 3. UNAUTHORIZED ATTACHMENT
 4. SALVAGE VALUE
 5. AUTHORIZED COSTS

POLE #	POLE LENGTH ANCHOR SIZE	YEAR SET	POLE TREAT ANCHOR DIRECTION	RECORD			PROPOSED			ITEM NO.	LOCATION AND NATURE OF WORK <small>Foot in accordance with Joint Pole Agreement and Routine-state masses.</small>	AMOUNT DUE		ACCOUNTING DIRECTIONS:
				E	FTR	ATC	UTILITY		UTILITY					
							TOTAL AMT.	TAX	TOTAL AMT.			TAX		
4379773E	45'	06	FT CL 2	100			12KV		C	ATC TO PURCHASE SEC 4.0 & PL ANC SEC 3.1, ATC TO PL RISER SEC 3.4, ATC TO REARRANGE SEC 10.9	1			
							39-12 20-2		21-1	N ST E/S APPROX 335' N/O C/L BRUCITE RD	2			
							T20				3			
	1"	ANC	S	ALL			ALL				4			
	1"	14	S				.50		.50	111b ATC-E	5			
										20A ATC TO TRFR CATV DNG TO NEW ANC (S) - NO COST				
											7			
							12KV			ATC TO PURCHASE SEC 4.3a & PL GRD ARM SEC 19.2, REC. CORR YR SET SEC 13.3	8			
2202274E	40'	79					34-8	21-3 T21	22-1	N ST E/S 140' N/O C/L BRUCITE RD	9			
										161a ATC TO PL GRD ARM - NO COST	10			
							12KV			ATC TO PURCHASE SEC 4.3a & PL GRD ARM SEC 19.2	11			
2202273E	40'	79	T CL 5		24'		34-8 20-1	24-3 19-1	21-1	N ST E/S 75' S/O C/L BRUCITE RD	12			
							T20			161a ATC TO PL GRD ARM - NO COST	13			

POLE LEGEND:
 P = FULL
 PB = FULL BUTT
 T = TRANSPORT
 S = SALVAGE
 D = DISPOSE
 TM = TENANT

ANCHOR LEGEND:
 AR = ANCHOR REMOVED
 AT = ANCHOR TRANSFERRED

Show Quantity of Bars to be Billed in the Column of Party to be Paid.

↑ ↑ ↑ ↑ ↑

SO BARSTOW COMMUNITY

13

FINAL

J.P. FORM 2-2 1/85

BILL NO. _____

PAGE NO. 2

J.P. AUTH. NO. **ATC12BAR3679-D6**

PAGE NO. _____

POLE #	POLE LENGTH ANCHOR SIZE	YEAR SET	POLE TREAT ANCHOR DIRECT.	RECORD				PROPOSED				ITEM NO.	LOCATION AND NATURE OF WORK <small>If not in accordance with Joint Pole Agreement and Routine state reasons.</small>	UTILITY		UTILITY		ACCOUNTING DIRECTIONS:
				E	FTR			E	FTR		ATC			TOTAL AMT.		TOTAL AMT.		
														AMOUNT	TAX	AMOUNT	TAX	
				12KV				12KV	C		C	ATC TO PURCHASE SEC 4.3a & PL GRD ARM SEC 19.2	1					
2202272E	40'	79	T CL 5		22'			34-7	21-3 T21		22-1	N ST E/S 320' S/O C/L BRUCITE RD	2					
											161a	ATC TO PL GRD ARM- NO COST	3					
													4					
				12KV				12KV				ATC TO PURCHASE SEC 4.0, REC. CORR POLE TREATMENT SEC 13.3	5					
30176S	40	56	BT CL3	.60	22			34-5	22-4 T22		23-1	1020' N 1280' W/O C/O SEC 14 T&N R2W	6					
	1"	ANC	S	.50	.50			.50	.50				7					
													8					
				12KV				12KV				ATC TO PURCHASE SEC 4.0	9					
2313480E	40	85	FT CL5	34-9 19-1	18-1			34-8 19-1	18-1		20-1	N ST E/S 150' S/O CINNABAR RD	10					
													11					
				12KV				12KV					12					
2157363E	40	79	T CL5		24			34-3	24-6 T24		25-1	N ST E/S 50' W/O CINNABAR RD	13					
													14					
								12KV				ATC TO PURCHASE SEC 4.3a & PL GRD ARM SEC 19.2	15					
2236706E	40	81	FT CL5		22			34-7	22-4 T22		23-1	N ST E/S 250' S/O CINNABAR RD	16					
													17					
											161b	ATC TO PL GRD ARM - NO COST	18					
													19					

POLE LEGEND:
P = PULL
PB = PULL BUTT
T = TRANSPORT
S = SALVAGE
D = DISPOSE
TN = TOWER

L = LOWER TOP
C (O) = FOOTING CUT
SCZ = SAFETY CLEARANCE ZONE

ANCHOR LEGEND:
AR = ANCHOR REMOVED
AT = ANCHOR TRANSFERRED

Show Quantity of Items to be Billed in the Column of Party to be Paid.

SO BARSTOW
COMMUNITY

PAGE TOTAL _____

FINAL

J.P. FORM 2-2 1/95

BILL NO. _____

PAGE NO. 3

J.P. AUTH. NO. **ATC12BAR3679-D6**

PAGE NO. _____

POLE #	POLE LENGTH ANCHOR SIZE	YEAR SET	POLE TREAT ANCHOR DIRECT.	RECORD				PROPOSED				ITEM NO.	LOCATION AND NATURE OF WORK <small>If not in accordance with Joint Pole Agreement and Routine-state reasons.</small>	UTILITY		UTILITY		ACCOUNTING DIRECTIONS:
				E	FTR			E	FTR		ATC			TOTAL AMT.		TOTAL AMT.		
														AMOUNT	TAX	AMOUNT	TAX	
				12KV				12KV	C		C	ATC TO PURCHASE SEC 4.3a & PL GRD ARM SEC 19.2, REC CORR. POLE TREATMENT SEC 13.3	1					
2157364E	40'	79	BT CL5		24'			34-7	22-4 T22		23-1	N ST E/S 75' N/O BONANZA ST	2					
											161a	ATC TO PL GRD ARM - NO COST	3					
	1"	ANC	N	.50	.50			.50	.50				4					
								12KV				ATC TO PURCHASE SEC 4.3a & PL GRD ARM SEC 19.2	5					
4176319E	45'	05	FT CL 2	100				39-10 24-6			25-1	N ST E/S 125' N/O AZURITE RD	6					
								T24			161a	ATC TO PL GRD ARM - NO COST	7					
													8					
				12KV				12KV					9					
4572387E	45'	07	FT CL 2	39-10 22-4	23-1			39-13 20-1	19-1		21-1	N ST E/S 127' S/O RIMROCK RD	10					
											161a	ATC TO PL GRD ARM - NO COST	11					
													12					
				12KV				12KV				ATC TO PURCHASE SEC 4.0	13					
1672176E	40'	66	FT CL 5	.60	22'			34-5	22-4 T22		23-1	S/E COR/O RIMROCK RD & N ST	14					
													15					
				12KV				12KV					16					
1672177E	40'	66	FT CL 5	.60	22'			34-6	21-3 T21		22-1	N ST E/S 137' S/O COCHISE ST	17					
													18					
													19					
												COL TOT						

POLE LEGEND:
P = PULL
PB = PULL BUTT
T = TRANSPORT
S = SALVAGE
D = DISPOSE
TN = TENANT

L = LOWER TOP
C (XX) = FOOTAGE CUT
SCZ = SAFETY CLEARANCE ZONE

Show Quantity of
Items to be Billed
in the Column of
Party to be Paid.

↑ ↑ ↑ ↑ ↑
GEOGRAPHICAL LOCATION

**SO BARSTOW
COMMUNITY**

PAGE TOTAL _____

BILL NO. _____

PAGE NO. 1 OF 4

Date Prepared 8/30/2019 In Field
Date Sent 8/30/2019 Confirming Agreement

FINAL AUTHORIZATION FOR JOINT POLE TRANSACTION

This authorization is in accordance with Joint Pole Agreement and Routine. The undersigned have agreed on joint work as specified heron.

By Telephone _____
Date Completed SEP 09 2019 No. of Pages 1 OF 4

J.P. Auth. No. HLB8911841

COSTS and BILLING DATA

- BILLING CODES**
1. PLACED CURRENT YEAR
 2. PLACED PRIOR YEAR
 3. UNAUTHORIZED ATTACHMENT
 4. SALVAGE VALUE
 5. AUTHORIZED COSTS

UTILITY	REPRESENTATIVE	DISTRICT-DIVISION-EXCHANGE	APPROVED	TAXING INSTRUCTIONS	ACCOUNTING DATA
E	BEN MORGIA	REDLANDS	TIM DECKARD	REDLANDS	700116 / 405380232
FTR	K TAYLOR		18.1D		
HSO	FRANKIE VELASQUEZ	ORANGE/RIVERSIDE	S.SHELLY	CITY OF ANAHEIM	LB17 / 8911841 / V0KDFEB00

BILL NO. _____

POLE NO.	Pole Length	Year Set	Pole Treat Class	Record								Proposed								Item No.	LOCATION AND NATURE OF WORK <small>If not in accordance with Joint Pole agreement and routine-state reasons.</small>	AMOUNT DUE		ACCOUNTING DIRECTIONS:
				12KV		E		FTR		12KV		E		FTR		HSO		BILL CODE	UTILITY			BILL CODE	UTILITY	
				Anchor Size	Anchor Direct.	E	FTR	E	FTR	E	FTR	HSO	E	FTR	HSO	AMOUNT	AMOUNT	AMOUNT	AMOUNT					
691S	45	48	FT	39-12	27-5					39-6 22-1	27-5	21-1						HSO TO PURCHASE INTEREST SEC 4.0	1					
										20-2								18TH ST A/N 40' E/O E ST	2					
																			3					
																			4					
1826247E	45	69	FT	.50	.50					39-5 24-1	28-4 22-4	23-1						D ST W/S S/S A/N/O 18TH ST	5					
	3/4"	69	S	.50	.50					.50	.50								6					
																			7					
1027310E	50	54	FT	43-9	28-1					43-9	28-3 24-6	25-1						18TH ST A/N N/S 50' E/O D ST	8					
	3/4"	54	N	.50	.50					.50	.50								9					
																			10					
4421626E	50	2000	FT	43-13	24-6					43-13	24-1 22-4	23-1						21ST ST S/S 132' E/O PERSHING	11					
																			12					
																			13					

COL TOT

POLE LEGEND:
P = PULL (Item 5A)
PB = PULL BUTT
T = TRANSPORT (Item 5B)
S = SALVAGE
D = DISPOSE (Item 5D)
TN = TENANT

L = LOWER TOP (Item 5E)
C(XX) = FOOTAGE CUT
SCZ = SAFETY CLEARANCE ZONE

ANCHOR/ARM LEGEND:
AR = ANCHOR/ARM REMOVED
AT = ANCHOR/ARM TRANSFERRED

Show Quantity of Items to be billed in the Column of Party to be Paid.

↑ ↑ ↑ ↑ ↑ ↑ ↑ ↑
GEOGRAPHICAL LOCATION
SAN BERNADINO COMMUNITY

FORM 48 SENT 1/23/2014

PAGE TOTAL _____

POLE NO.	Pole Length Anchor Size	Year Set	Record							Proposed							Item No.	LOCATION AND NATURE OF WORK If not in accordance with Joint Pole agreement and routine-state reasons.	BILL CODE	UTILITY	BILL CODE	UTILITY	ACCOUNTING DIRECTIONS:																			
			Class	12KV																AMOUNT		AMOUNT																				
GT132645	40	84	FT																																							
	1	84	E																																							
1947639E	45	13	FT	TN22 39-11																																						
	1"	13	E	.50																																						
	PBR	13	SW																																							
4952S	45	52	FT	.67 38-15	.33 23-5																																					
4421627E	50	2000	FT	43-14	23-5																																					
F9962Y	45	50	FT	.67	.33 23																																					
F9964Y	45	50	FT	.67	.33 23																																					

POLE LEGEND:
 P = PULL (Item 5A)
 PB = PULL BUTT
 T = TRANSPORT (Item 5B)
 S = SALVAGE
 D = DISPOSE (Item 5D)
 TN = TENANT

L = LOWER TOP (Item 5E)
 C(XX) = FOOTAGE CUT
 SCZ = SAFETY CLEARANCE ZONE
ANCHOR/ARM LEGEND:
 AR = ANCHOR/ARM REMOVED
 AT = ANCHOR/ARM TRANSFERRED

Show Quantity of Items to be billed in the Column of Party to be Paid.

GEOGRAPHICAL LOCATION
SAN BERNADINO
 COMMUNITY

COL TOT		
PAGE TOTAL		

FINAL

POLE NO.	Pole Length Anchor Size	Year Set	Record							Proposed							Item No.	LOCATION AND NATURE OF WORK If not in accordance with Joint Pole agreement and routine-state reasons.	BILL CODE	UTILITY		ACCOUNTING DIRECTIONS:															
			Class	12KV																	AMOUNT		BILL CODE	AMOUNT													
			Anchor Direct.	E	FTR																																
1448148E	55	62	FT	.70	.30	24																															
F9963Y	45	50	FT	.67	.33	23																															
1371778E	55	12	FT	48-18	24-6																																
1811563E	50	68	FT	.65	.35	24																															
1811562E	50	68	FT	.65	.35	24																															
4337953E	55	98	FT	.70	.30	24																															
1329102E	55	60	FT	.70	.30	24																															
4242413E	50	95	FT	43-13 23-5	24-1																																
F9972Y	45	50	FT	0.67	.33	23																															
1346593E	50	61	FT	0.65	.35	24																															
62552E	45	49	FT	.67 38-15	.33 23-5																																
256744E	45	49	FT	.67 38-15	.33 23-5																																
1329103E	50	60	FT	0.65	.35	24																															
988468E	45	54	FT	.55	.45	26																															
1745504E	50	11	FT	43-15	22-2																																

POLE LEGEND:
 L = LOWER TOP (Item 5E)
 P = PULL (Item 5A)
 PB = PULL BUTT
 T = TRANSPORT (Item 5B)
 S = SALVAGE
 D = DISPOSE (Item 5D)
 TN = TENANT

ANCHOR/ARM LEGEND:
 C(XX) = FOOTAGE CUT
 SCZ = SAFETY CLEARANCE ZONE
 AR = ANCHOR/ARM REMOVED
 AT = ANCHOR/ARM TRANSFERRED

Show Quantity of Items to be billed in the Column of Party to be Paid.

GEOGRAPHICAL LOCATION
SAN BERNADINO
 COMMUNITY

COL TOT _____
 PAGE TOTAL _____

FINAL

J.P. AUTH. NO. **HLB8911841**

BILL NO. _____

PAGE NO. **4** OF **4**

POLE NO.	Pole Length Anchor Size	Year Set	Record						Proposed						Item No.	LOCATION AND NATURE OF WORK If not in accordance with Joint Pole agreement and routine-state reasons.	BILL CODE	UTILITY		ACCOUNTING DIRECTIONS
			Date	12KV					12KV									AMOUNT	AMOUNT	
			Anchor Desc.	E	FTR			E	FTR	HSD										
				GUY				GUY							HSD TO PURCHASE INTEREST SEC 4.0	1				
125602E	45	54	FT	39-11 29 3				39-7 29 3	22-4	23-1					21ST ST S/S 186' W/O WATERMAN AVE	2				
1947639E	45	11	FT	39-11 TN22				39-10 22 1	21-3	23-1					21ST ST S/S 144' W/O WATERMAN AVE	3				
								TN22								4				
2014835	40	55	FT	.50 34- 11	.50 23- 5			34-5	22-4	23-1					18TH ST A/N 175' E/O E ST	5				
4820380E	45	11	FT	39-10	23-5			39-10	22-4	23-1					18TH ST S/S A/N 300' E/O E ST	6				
F8603Y	40	49	FT	.67 PTX	.33 23			34-4	23-5	24-1					18TH ST S/S A/N 450' E/O E ST	7				
F8604Y	40	49	FT	.50	.50 23			34-4	23-5	24-1					18TH ST A/N S/S 54' W/O D ST	8				
1027309E	45	54	FT	39-7	28-6			39-7	26-1 24 6	25-1					18TH ST A/N N/S 150' E/O D ST	9				
4348862E	45	88	FT	39-7	22-4			39-10	22-4	23-1					18TH ST A/N 152' E/O D ST	10				
																11				
																12				
																13				
																14				
																15				
																16				
																17				
																18				
																19				

No record

POLE LEGEND:
 P = PULL (Item 5A)
 PB = FULL BUTT
 T = TRANSPORT (Item 5B)
 S = SALVAGE
 D = DISPOSE (Item 5C)
 TN = TENANT

L = LOWER TOP (Item 5E)
 C(PX) = FOOTAGE CUT
 SCZ = SAFETY CLEARANCE ZONE

ANCHORARM LEGEND:
 AR = ANCHORARM REMOVED
 AT = ANCHORARM TRANSFERRED

Show Quantity of Items to be billed in the Column of Party to be Paid.

GEOGRAPHICAL LOCATION
SAN BERNADINO
 COMMUNITY

COL TOT
 PAGE TOTAL _____

**Action item from Authorized Costs committee meeting of Sep 2019 for Oct 2019 meeting
SUMMARY OF 2019 POLE PRICES - COMPARING POWER AND COMM PRICES**

COMPARE PRICES: Weighted average wood power pole costs based on 2019
POWER MEMBERS submitted prices vs **H class average power pole submitted prices.**

HEIGHT	WEIGHTED AVERAGE WOOD POWER 2019	H CLASS AVERAGE PRICE POWER	H CLASS	Difference (H Class Minus Weighted Ave Power)	2019 PUBLISHED Weighted Average wood pole prices (no class)	WEIGHTED AVERAGE WOOD COMMUNICATIONS 2019 (no class)	HEIGHT
25	3668	N/A	N/A		2476	1837	25
30	3724	N/A	N/A		2412	1657	30
35	3944	N/A	N/A		2702	1833	35
40	4784	5626	H3	842	3293	2183	40
45	5175	5868	H3	693	3709	2302	45
45	5175	2986	H4	-2189	3709	2302	45
50	5242	3386	H2	-1856	4395	3797	50
50	5242	5613	H3	371	4395	3797	50
50	5242	3694	H5	-1548	4395	3797	50
55	5243	6534	H1	1291	5118	4133	55
55	5243	3430	H2	-1813	5118	4133	55
55	5243	5915	H3	672	5118	4133	55
60	5785	6674	H1	889	6161	5127	60
60	5785	4778	H2	-1007	6161	5127	60
60	5785	6945	H3	1160	6161	5127	60
60	5785	4432	H5	-1353	6161	5127	60
65	6877	7468	H1	591	9791	9791	65
65	6877	3985	H2	-2892	9791	9791	65
65	6877	6172	H4	-705	9791	9791	65
70	7138	7943	H1	805	7693	None	70
70	7138	4385	H2	-2753	7693	None	70
70	7138	8257	H3	1119	7693	None	70
70	7138	5364	H5	-1774	7693	None	70
75	7472	8341	H1	869	None	None	75
75	7472	4691	H2	-2781	None	None	75
80	7883	5494	H2	-2389	None	None	80
85	8089	5932	H2	-2157	None	None	85
90	9623	6514	H2	-3109	None	None	90
90	9623	6746	H3	-2877	None	None	90
95	9321	5814	H2	-3507	None	None	95
100	9804	9541	H1	-263	None	None	100
100	9804	9301	H3	-503	None	None	100
105	11982	N/A	N/A		None	None	105
110	10449	12834	H1	2385	None	None	110

SOUTHERN CALIFORNIA JOINT POLE COMMITTEE

COMPARE PRICES: Weighted average pole costs based on 2019 **POWER MEMBERS** submitted prices
Action item from Authorized Costs committee meeting of Sep 2019 for Oct 2019 meeting

Weighted average pole costs are computed as follows: The pole costs submitted for each pole height are multiplied by the number of poles, per pole height, set by the submitting members in the last year. The total of these costs are then divided by the total number of poles, per pole height, set by each submitting member in the last year. The resulting figure is the weighted average pole cost. The weighted average of Cost F.O.B. becomes the salvage value.

25' POLE		LOADED	NO. OF HOURS		LOADED				ENG	Gen	2019	COMPARE				
MBR	A.S.A	LABOR	TRANS.	DIG	LABOR	COST	SUPPLY	EQUIP	and	&	PUBLISHED	OWNER \$	NO. OF	F.O.B.	TOTAL	
	CLASS	RATE	HDLING	ERECT	DOLLARS	F.O.B.	EXP	EXPENSE	PLNG	Adm	PRICE	vs. POWER \$	POLES	COSTS	COSTS	
E	5	251.74	4.00	8.20	3071.24	236.76	12.15	*	251.74	139.66	3712	-43.42	4	947	14846	E
MP	5	121.92	3.00	8.00	1341.12	290.21	64.64	186.94	191.88	1419.67	3494	173.67	1	290	3494	MP
	Salvage	247														
										TOTALS	7206		5	1237	18341	
									Wgt Ave		3668				247	
		Weighted Ave			WEIGHTED AVE 2019											% CHG FROM
		POWER 2019			PUBLISHED PRICE											Wgt Ave 2019
		3668			2476											48.15%

30' POLE		LOADED	NO. OF HOURS		LOADED				ENG	Gen	2019	COMPARE				
MBR	A.S.A	LABOR	TRANS.	DIG	LABOR	COST	SUPPLY	EQUIP	and	&	PUBLISHED	OWNER \$	NO. OF	F.O.B.	TOTAL	
	CLASS	RATE	HDLING	ERECT	DOLLARS	F.O.B.	EXP	EXPENSE	PLNG	Adm	PRICE	vs. POWER \$	POLES	COSTS	COSTS	
LLW	3	181.00	4.00	7.50	2081.50	275.01	19.25	312.30	*	*	2688	1036	1	275	2688	LLW
E	5	251.74	4.00	8.20	3071.24	291.31	14.94	*	251.74	141.90	3771	-47	25	7283	94278	E
MP	5	121.92	3.00	8.00	1341.12	348.18	90.65	186.94	191.88	1419.67	3578	145	1	348	3578	MP
	Salvage	293														
										TOTALS	10038		27	7906	100545	
									Wgt Ave		3724				293	
		Weighted Ave			WEIGHTED AVE 2019											% CHG FROM
		POWER 2019			PUBLISHED PRICE											Wgt Ave 2019
		3724			2412											54.39%

2019 POWER POLE PRICES H CLASS vs POWER WEIGHTED AVERAGE vs COMM WEIGHTED AVERAGE

SOUTHERN CALIFORNIA JOINT POLE COMMITTEE

COMPARE PRICES: Weighted average pole costs based on 2019 **POWER MEMBERS** submitted prices
 Action item from Authorized Costs committee meeting of Sep 2019 for Oct 2019 meeting

35' POLE	LOADED		O. OF HOURS		LOADED		COST	SUPPLY	EQUIP	ENG	Gen	2019	COMPARE	NO. OF	F.O.B.	TOTAL
	A.S.A	LABOR	TRANS.	DIG	LABOR	DOLLARS										
LLW	3	181.00	4.00	7.50	2081.50	384.42	26.91	312.30	*	*	2805	1139	1	384	2805	LLW
SCW	CL3	235.98	1.00	4.00	1179.90	547.00	0.00	519.40	218.58	473.78	2939	1005	20	10940	58773	SCW
E	3	251.74	4.00	8.20	3071.24	468.12	24.01	*	251.74	149.17	3964	-20	1215	568766	4816600	E
M	3	181.40	4.00	16.65	3745.91	398.80	75.77	330.03	232.13	*	4783	-839	9	3589	43044	M
V	2	96.63	1.00	4.00	483.15	460.00	46	455	230	115	1789	2155	3	1380	5367	V
MP	5	121.92	3.00	8.00	1341.12	405.88	107.44	186.94	191.88	1419.67	3653	291	15	6088	54794	MP
	Salvage	468									TOTALS	19933		1263	591148	4981384
									Wgt Ave		3944				468	

	Weighted Ave		WEIGHTED AVE 2019	% CHG FROM
	POWER 2019		PUBLISHED PRICE	Wgt Ave 2019
	3944		2702	45.97%

40' POLE	LOADED		NO. OF HOURS		LOADED		COST	SUPPLY	EQUIP	ENG	Gen	2019	COMPARE	NO. OF	F.O.B.	TOTAL
	A.S.A	LABOR	TRANS.	DIG	LABOR	DOLLARS										
LLW	3	181.00	4.00	10.00	2534.00	420.24	29.41	380.18	*	*	3364	1420	1	420	3364	LLW
SCW	CL1	235.98	1.00	4.00	1179.90	825.00	0.00	519.40	218.58	473.78	3217	1567	10	8250	32167	SCW
E	2	251.74	4.00	10.40	3625.07	701.49	35.99	*	251.74	180.42	4795	-11	1740	1220593	8342795	E
M	3	181.40	4.00	16.65	3745.91	486.15	92.37	330.03	232.13	*	4887	-103	90	43754	439793	M
V	AVE	96.63	1.00	4.00	483.15	545.00	54.5	455	230	115	1883	2901	6	3270	11296	V
B	AVE	130.00	1.50	31.83	4332.9	785.83	**	256.96	108.924		5485	-701	9	7072	49362	B
MP	5	121.92	3.00	8.00	1341.12	779.00	201.63	186.94	191.88	1483.3	4184	600	1	779	4184	MP
	Salvage	692									TOTALS	27813		1857	1284138	8882960
									Wgt Ave		4784				692	

	Weighted Ave		WEIGHTED AVE 2019	% CHG FROM
	POWER 2019		PUBLISHED PRICE	Wgt Ave 2019
	4784		3293	45.26%

2019 POWER POLE PRICES H CLASS vs POWER WEIGHTED AVERAGE vs COMM WEIGHTED AVERAGE

SOUTHERN CALIFORNIA JOINT POLE COMMITTEE

COMPARE PRICES: Weighted average pole costs based on 2019 **POWER MEMBERS** submitted prices
Action item from Authorized Costs committee meeting of Sep 2019 for Oct 2019 meeting

45' POLE	LOADED		NO. OF HOURS		LOADED		COST	SUPPLY	EQUIP	ENG and PLNG	Gen & Adm	2019	COMPARE	NO. OF POLES	F.O.B. COSTS	TOTAL COSTS
	A.S.A CLASS	LABOR RATE	TRANS. HDLING	DIG ERECT	LABOR DOLLARS	F.O.B.						PUBLISHED PRICE	OWNER \$ vs. POWER \$			
LLW	3	181.00	4.00	10.00	2534.00	641.93	44.94	380.18	*	*	3601	1574	13	8345	46814	LLW
SCW	CL1	235.98	1.00	5.00	1415.88	1050.00	0.00	519.40	218.58	473.78	3678	1498	40	42000	147106	SCW
E	2	251.74	4.00	10.40	3625.07	1056.71	54.21	*	251.74	195.02	5183	-8	12506	13215215	64815472	E
M	2	181.40	4.00	16.65	3745.91	660.85	125.56	330.03	232.13	*	5094	81	284	187681	1446832	M
V	1	96.63	1.00	5.00	579.78	790.00	79	455	230	115	2249	2926	4	3160	8995	V
B	AVE	130.00	1.50	31.83	4332.9	884.56	**	256.96	108.924		5583	-408	57	50420	318250	B
MP	AVE	121.92	3.00	9.00	1463.04	850.21	252.94	186.94	191.88	1483.3	4428	747	4	3401	17713	MP
	Salvage	1047									TOTALS	29816		12908	13510222	66801182
									Wgt Ave		5175				1047	
		Weighted Ave			WEIGHTED AVE 2019											
		POWER 2019			PUBLISHED PRICE											
		5175			3709											

50' POLE	LOADED		NO. OF HOURS		LOADED		COST	SUPPLY	EQUIP	ENG and PLNG	Gen & Adm	2019	COMPARE	NO. OF POLES	F.O.B. COSTS	TOTAL COSTS
	A.S.A CLASS	LABOR RATE	TRANS. HDLING	DIG ERECT	LABOR DOLLARS	F.O.B.						PUBLISHED PRICE	OWNER \$ vs. POWER \$			
LLW	3	181.00	4.00	10.00	2534.00	844.36	59.11	380.18	*	*	3818	1424	1	844	3818	LLW
SCW	CL1	235.98	1.00	8.00	2123.82	1116.00	0.00	519.40	218.58	473.78	4452	790	25	27900	111290	SCW
E	2	251.74	4.00	10.40	3625.07	1126.40	57.78	*	251.74	197.88	5259	-17	4337	4885197	22807719	E
M	2	181.40	4.00	16.65	3745.91	765.30	145.41	330.03	232.13	*	5219	23	321	245661	1675228	M
V	1	96.63	1.00	8.00	869.67	980.00	98	455	230	115	2748	2494	18	17640	49458	V
B	2	130.00	1.50	31.56	4297.54	979.96	**	271.93	108.92	N/A	5658	-416	8	7840	45267	B
MP	3	121.92	3.00	10.00	1584.96	988.23	280.32	186.94	191.88	1546.94	4779	463	7	6918	33455	MP
	Salvage	1101									TOTALS	31932		4717	5192000	24726234
									Wgt Ave		5242				1101	
		Weighted Ave			WEIGHTED AVE 2019											
		POWER 2019			PUBLISHED PRICE											
		5242			4395											

2019 POWER POLE PRICES H CLASS vs POWER WEIGHTED AVERAGE vs COMM WEIGHTED AVERAGE

SOUTHERN CALIFORNIA JOINT POLE COMMITTEE

COMPARE PRICES: Weighted average pole costs based on 2019 **POWER MEMBERS** submitted prices
Action item from Authorized Costs committee meeting of Sep 2019 for Oct 2019 meeting

55' POLE		LOADED			NO. OF HOURS			LOADED			ENG	Gen	2019	COMPARE			
MBR	A.S.A CLASS	LABOR RATE	TRANS. HDLING	DIG ERECT	LABOR DOLLARS	COST F.O.B.	SUPPLY EXP	EQUIP EXPENSE	and PLNG	& Adm	PUBLISHED PRICE	OWNER \$ vs. POWER \$	NO. OF POLES	F.O.B. COSTS	TOTAL COSTS		
SCW	CL1	235.98	1.00	8.00	2123.82	1135.00	0.00	519.40	218.58	473.78	4471	772	7	7945	31294	SCW	
E	2	251.74	4.00	10.40	3625.07	1147.13	58.85	*	251.74	198.74	5282	-38	1290	1479798	6813174	E	
M	2	181.40	4.00	16.65	3745.91	898.55	170.72	330.03	232.13	*	5377	-134	125	112319	672168	M	
V	1	96.63	1.00	8.00	833.22	1050.00	105	455	230	115	2788	2455	25	26250	69706	V	
B	2	130.00	2.00	29.64	4113.2	1261.35	**	309.89	108.92	N/A	5793	-550	1	1261	5793	B	
MP	2	121.92	3.00	10.00	1584.96	1208.23	325.04	186.94	191.88	1546.94	5044	199	1	1208	5044	MP	
	Salvage	1124								TOTALS	28755		1449	1628781	7597178		
									Wgt Ave		5243			1124			

	Weighted Ave		WEIGHTED AVE 2019	% CHG FROM
	POWER 2019		PUBLISHED PRICE	Wgt Ave 2019
	5243		5118	2.44%

60' POLE		LOADED			NO. OF HOURS			LOADED			ENG	Gen	2019	COMPARE			
MBR	A.S.A CLASS	LABOR RATE	TRANS. HDLING	DIG ERECT	LABOR DOLLARS	COST F.O.B.	SUPPLY EXP	EQUIP EXPENSE	and PLNG	& Adm	PUBLISHED PRICE	OWNER \$ vs. POWER \$	NO. OF POLES	F.O.B. COSTS	TOTAL COSTS		
E	1	251.74	4.00	10.40	3625.07	1690.56	86.73	*	251.74	221.08	5875	-90	478	808088	2808336	E	
M	2	181.40	4.00	16.65	3745.91	1029.35	195.58	330.03	232.13	*	5533	252	60	61761	331980	M	
V	1	96.63	1.00	8.00	869.67	1500.00	150	610	230	115	3475	2311	12	18000	41696	V	
B	2	130.00	2.00	30.02	4162.86	1598.26	**	332.52	108.92	N/A	6203	-417	1	1598	6203	B	
MP	2	121.92	3.00	10.00	1584.96	1379.24	377.13	186.94	191.88	1546.94	5267	518	1	1379	5267	MP	
	Salvage	1614								TOTALS	26353		552	890826	3193482		
									Wgt Ave		5785			1614			

	Weighted Ave		WEIGHTED AVE 2019	% CHG FROM
	POWER 2019		PUBLISHED PRICE	Wgt Ave 2019
	5785		6161	-6.10%

2019 POWER POLE PRICES H CLASS vs POWER WEIGHTED AVERAGE vs COMM WEIGHTED AVERAGE

SOUTHERN CALIFORNIA JOINT POLE COMMITTEE

COMPARE PRICES: Weighted average pole costs based on 2019 **POWER MEMBERS** submitted prices
Action item from Authorized Costs committee meeting of Sep 2019 for Oct 2019 meeting

65' POLE		LOADED	NO. OF HOURS		LOADED				ENG	Gen	2019	COMPARE				
	A.S.A	LABOR	TRANS.	DIG	LABOR	COST	SUPPLY	EQUIP	and	&	PUBLISHED	OWNER \$	NO. OF	F.O.B.	TOTAL	
MBR	CLASS	RATE	HDLING	ERECT	DOLLARS	F.O.B.	EXP	EXPENSE	PLNG	Adm	PRICE	vs. POWER \$	POLES	COSTS	COSTS	
E	1	251.74	4.00	12.60	4178.90	2194.68	112.59	*	251.74	263.45	7001	-125	220	482830	1540299	E
M	2	181.40	4.00	19.85	4326.39	1233.30	234.33	381.17	232.13	*	6407	469	35	43166	224256	M
V	AVE	96.63	1.00	8.50	917.99	1700.00	170	610	230	115	3743	3134	3	5100	11229	V
B	2	130.00	2.00	30.19	4185.22	1995.55	**	362.81	108.92	N/A	6653	224	1	1996	6653	B
MP	2	121.92	3.00	12.00	1828.8	1345.60	393.83	186.94	191.88	1546.94	5494	1383	1	1346	5494	MP
	Salvage	2056								TOTALS	29298		260	534436	1787931	
									Wgt Ave		6877			2056		
		Weighted Ave			WEIGHTED AVE 2019											
		POWER 2019			PUBLISHED PRICE											
		6877			9791											

70' POLE		LOADED	NO. OF HOURS		LOADED				ENG	Gen	2019	COMPARE				
	A.S.A	LABOR	TRANS.	DIG	LABOR	COST	SUPPLY	EQUIP	and	&	PUBLISHED	OWNER \$	NO. OF	F.O.B.	TOTAL	
MBR	CLASS	RATE	HDLING	ERECT	DOLLARS	F.O.B.	EXP	EXPENSE	PLNG	Adm	PRICE	vs. POWER \$	POLES	COSTS	COSTS	
E	1	251.74	4.00	12.60	4178.90	2461.92	126.30	*	251.74	274.44	7293	-155	255	627790	1859792	E
M	2	181.40	4.00	19.85	4326.39	1358.10	258.04	381.17	232.13	*	6556	583	60	81486	393350	M
V	AVE	96.63	1.00	9.00	966.3	1785.00	178.5	610	230	115	3885	3254	1	1785	3885	V
B	2	130.00	2.00	30.26	4193.28	1995.36	**	393.11	108.92	N/A	6691	448	1	1995	6691	B
MP	2	121.92	3.00	12.00	1828.8	1938.79	567.45	186.94	191.88	1610.57	6324	814	1	1939	6324	MP
	Salvage	2248								TOTALS	30749		318	714995	2270041	
									Wgt Ave		7138			2248		
		Weighted Ave			WEIGHTED AVE 2019											
		POWER 2019			PUBLISHED PRICE											
		7138			7693											

2019 POWER POLE PRICES H CLASS vs POWER WEIGHTED AVERAGE vs COMM WEIGHTED AVERAGE

SOUTHERN CALIFORNIA JOINT POLE COMMITTEE

COMPARE PRICES: Weighted average pole costs based on 2019 **POWER MEMBERS** submitted prices
Action item from Authorized Costs committee meeting of Sep 2019 for Oct 2019 meeting

75' POLE		LOADED	NO. OF HOURS		LOADED				ENG	Gen	2019	COMPARE				
	A.S.A	LABOR	TRANS.	DIG	LABOR	COST	SUPPLY	EQUIP	and	&	PUBLISHED	OWNER \$	NO. OF	F.O.B.	TOTAL	
MBR	CLASS	RATE	HDLING	ERECT	DOLLARS	F.O.B.	EXP	EXPENSE	PLNG	Adm	PRICE	vs. POWER \$	POLES	COSTS	COSTS	
E	1	251.74	4.00	12.60	4178.90	2688.13	137.90	*	251.74	283.74	7540	-68	288	774181	2171638	E
M	2	181.40	4.00	19.85	4326.39	1573.30	298.93	381.17	232.13	*	6812	660	23	36186	156674	M
V	1	96.63	1.25	9.00	990.46	1890.00	189	782	230	115	4196	3276	1	1890	4196	V
B	2	130.00	2.00	30.33	4202.64	2324.23	**	423.04	108.92	N/A	7059	414	1	2324	7059	B
MP	2	121.92	3.00	12.00	1828.8	2269.50	664.25	186.94	191.88	1610.57	6752	720	1	2270	6752	MP
	Salvage	2601								TOTALS	32360			314	816851	2346319
		Weighted Ave							Wgt Ave		7472					
		POWER 2019														
		7472														
NO PUBLISHED PRICE FOR 2019/2018 WEIGTHED AVERAGE																

80' POLE		LOADED	NO. OF HOURS		LOADED				ENG	Gen	2019	COMPARE				
	A.S.A	LABOR	TRANS.	DIG	LABOR	COST	SUPPLY	EQUIP	and	&	PUBLISHED	OWNER \$	NO. OF	F.O.B.	TOTAL	
MBR	CLASS	RATE	HDLING	ERECT	DOLLARS	F.O.B.	EXP	EXPENSE	PLNG	Adm	PRICE	vs. POWER \$	POLES	COSTS	COSTS	
E	1	251.74	4.25	12.60	4241.83	3012.73	154.55	*	251.74	299.54	7960	-78	224	674852	1783127	E
M	2	181.40	4.00	19.85	4326.39	1817.95	345.41	381.17	232.13	*	7103	780	12	21815	85237	M
V	1	96.63	1.25	9.00	990.46	2980.00	298	782	230	115	5395	2487	3	8940	16186	V
MP	2	121.92	3.00	14.00	2072.64	2478.49	718.4	186.94	191.88	1674.21	7323	560	1	2478	7323	MP
	Salvage	2950								TOTALS	27781			240	708085	1891873
		Weighted Ave							Wgt Ave		7883					
		POWER 2019														
		7883														
NO PUBLISHED PRICE FOR 2019/2018 WEIGTHED AVERAGE																

2019 POWER POLE PRICES H CLASS vs POWER WEIGHTED AVERAGE vs COMM WEIGHTED AVERAGE

SOUTHERN CALIFORNIA JOINT POLE COMMITTEE

COMPARE PRICES: Weighted average pole costs based on 2019 **POWER MEMBERS** submitted prices
Action item from Authorized Costs committee meeting of Sep 2019 for Oct 2019 meeting

85' POLE	A.S.A	LOADED	NO. OF HOURS		LOADED				ENG	Gen	2019	COMPARE				
	CLASS	LABOR	TRANS.	DIG	LABOR	COST	SUPPLY	EQUIP	and	&	PUBLISHED	OWNER \$	NO. OF	F.O.B.	TOTAL	
MBR	CLASS	RATE	HDLING	ERECT	DOLLARS	F.O.B.	EXP	EXPENSE	PLNG	Adm	PRICE	vs. POWER \$	POLES	COSTS	COSTS	
E	1	251.74	4.25	12.60	4241.83	3368.79	172.82	*	251.74	314.18	8349	-261	108	363829	901731	E
M	2	181.40	4.00	19.85	4326.39	2020.45	383.89	381.17	232.13	*	7344	745	3	6061	22032	M
V	1	96.63	1.25	10.00	1,087.09	3020.00	302	782	230	115	5536	2552	10	30200	55361	V
MP	2	121.92	3.00	14.00	2072.64	2753.54	798.13	186.94	191.88	1674.21	7677	411	1	2754	7677	MP
	Salvage	3302									TOTALS	28907		122	402844	986801
		Weighted Ave							Wgt Ave		8089					
		POWER 2019														
		8089														
NO PUBLISHED PRICE FOR 2019/2018 WEIGTHED AVERAGE																

90' POLE	A.S.A	LOADED	NO. OF HOURS		LOADED				ENG	Gen	2019	COMPARE				
	CLASS	LABOR	TRANS.	DIG	LABOR	COST	SUPPLY	EQUIP	and	&	PUBLISHED	OWNER \$	NO. OF	F.O.B.	TOTAL	
MBR	CLASS	RATE	HDLING	ERECT	DOLLARS	F.O.B.	EXP	EXPENSE	PLNG	Adm	PRICE	vs. POWER \$	POLES	COSTS	COSTS	
E	1	251.74	4.25	15.50	4971.88	3977.87	204.06	*	251.74	367.76	9773	-150	43	171048	420252	E
M	2	181.40	4.00	19.85	4326.39	2428.65	461.44	381.17	232.13	*	7830	1793	1	2429	7830	M
V	AVE	96.63	1.25	10.00	1,087.09	3905.00	370.5	782	230	115	6490	3133	1	3905	6490	V
MP	2	121.92	3.00	14.00	2072.64	3071.43	890.27	186.94	191.88	1674.21	8087	1536	1	3071	8087	MP
	Salvage	3923									TOTALS	32180		46	180453	442659
		Weighted Ave							Wgt Ave		9623					
		POWER 2019														
		9623														
NO PUBLISHED PRICE FOR 2019/2018 WEIGTHED AVERAGE																

2019 POWER POLE PRICES H CLASS vs POWER WEIGHTED AVERAGE vs COMM WEIGHTED AVERAGE

SOUTHERN CALIFORNIA JOINT POLE COMMITTEE

COMPARE PRICES: Weighted average pole costs based on 2019 **POWER MEMBERS** submitted prices
 Action item from Authorized Costs committee meeting of Sep 2019 for Oct 2019 meeting

95' POLE	LOADED		NO. OF HOURS		LOADED		COST	SUPPLY	EQUIP	ENG and	Gen &	2019	COMPARE	NO. OF	F.O.B.	TOTAL
	A.S.A	LABOR	TRANS.	DIG	LABOR	F.O.B.						PUBLISHED	OWNER \$			
MBR	CLASS	RATE	HDLING	ERECT	DOLLARS	F.O.B.	EXP	EXPENSE	PLNG	Adm	PRICE	vs. POWER \$				
E	1	251.74	4.25	15.50	4971.88	4137.99	212.28	*	251.74	374.34	9948	-627	9	37242	89534	E
M	2	181.40	4.00	19.85	4326.39	2710.60	515.01	381.17	232.13	*	8165	1156	1	2711	8165	M
V	1	96.63	1.25	10.00	1,087.09	2740.00	274	782	230	115	5228	4093	1	2740	5228	V
MP	2	121.92	3.00	14.00	2072.64	3722.12	1078.88	186.94	191.88	1674.21	8927	395	1	3722	8927	MP
	Salvage	3868									TOTALS	32268		12	46415	111854
									Wgt Ave		9321					
		Weighted Ave														
		POWER 2019														
		9321			NO PUBLISHED PRICE FOR 2019/2018 WEIGTHED AVERAGE											

100' POLE	LOADED		NO. OF HOURS		LOADED		COST	SUPPLY	EQUIP	ENG and	Gen &	2019	COMPARE	NO. OF	F.O.B.	TOTAL
	A.S.A	LABOR	TRANS.	DIG	LABOR	F.O.B.						PUBLISHED	OWNER \$			
MBR	CLASS	RATE	HDLING	ERECT	DOLLARS	F.O.B.	EXP	EXPENSE	PLNG	Adm	PRICE	vs. POWER \$				
E	1	251.74	4.25	15.50	4971.88	4786.31	245.54	*	251.74	400.99	10656	-852	6	28718	63939	E
M	2	181.40	4.00	19.85	4326.39	3024.40	574.64	381.17	232.13	*	8539	1265	1	3024	8539	M
V	AVE	96.63	1.25	11.00	1,183.72	3175.00	470	782	230	115	5956	3848	1	3175	5956	V
	Salvage	4365									TOTALS	25151		8	34917	78433
									Wgt Ave		9804					
		Weighted Ave														
		POWER 2019														
		9804			NO PUBLISHED PRICE FOR 2019/2018 WEIGTHED AVERAGE											

2019 POWER POLE PRICES H CLASS vs POWER WEIGHTED AVERAGE vs COMM WEIGHTED AVERAGE

SOUTHERN CALIFORNIA JOINT POLE COMMITTEE

COMPARE PRICES: Weighted average pole costs based on 2019 **POWER MEMBERS** submitted prices
Action item from Authorized Costs committee meeting of Sep 2019 for Oct 2019 meeting

105' POLE		LOADED	NO. OF HOURS		LOADED				ENG	Gen	2019	COMPARE			
MBR	A.S.A	LABOR	TRANS.	DIG	LABOR	COST	SUPPLY	EQUIP	and	&	PUBLISHED	OWNER \$	NO. OF	F.O.B.	TOTAL
	CLASS	RATE	HDLING	ERECT	DOLLARS	F.O.B.	EXP	EXPENSE	PLNG	Adm	PRICE	vs. POWER \$	POLES	COSTS	COSTS
E	1	251.74	4.25	15.50	4971.88	5999.73	307.79	*	251.74	450.87	11982	0	1	6000	11982
	Salvage	6000													
										TOTALS	11982		1	6000	11982
									Wgt Ave		11982				

	Weighted Ave	
	POWER 2019	
	11982	NO PUBLISHED PRICE FOR 2019/2018 WEIGTHED AVERAGE

110' POLE		LOADED	NO. OF HOURS		LOADED				ENG	Gen	2019	COMPARE			
MBR	A.S.A	LABOR	TRANS.	DIG	LABOR	COST	SUPPLY	EQUIP	and	&	PUBLISHED	OWNER \$	NO. OF	F.O.B.	TOTAL
	CLASS	RATE	HDLING	ERECT	DOLLARS	F.O.B.	EXP	EXPENSE	PLNG	Adm	PRICE	vs. POWER \$	POLES	COSTS	COSTS
M	1	181.40	4.00	19.85	4326.39	4630.05	879.71	381.17	232.13	*	10449	0	1	4630	10449
	Salvage	4630													
										TOTALS	10449		1	4630	10449
									Wgt Ave		10449				

	Weighted Ave	
	POWER 2019	
	10449	NO PUBLISHED PRICE FOR 2019/2018 WEIGTHED AVERAGE

NOTES:
 LLW Engineering & Planing and General & Admin included in column Direct Labor (Loaded)
 E Equipment Expense included in column Direct Labor (Loaded)
 M General & Admin included in column Direct Labor (Loaded)
 B Supply Expense included in column Material Cost (FOB). General & Admin N/A.

2019 POWER POLE PRICES H CLASS vs POWER WEIGHTED AVERAGE vs COMM WEIGHTED AVERAGE

SOUTHERN CALIFORNIA JOINT POLE COMMITTEE

COMPARE PRICES: Weighted average pole costs based on 2019 **COMMUNICATIONS MEMBERS** submitted prices
Action item from Authorized Costs committee meeting of Sep 2019 for Oct 2019 meeting (LAC, H/T, FTR ADDED)

Weighted average pole costs are computed as follows: The pole costs submitted for each pole height are multiplied by the number of poles, per pole height, set by the submitting members in the last year. The total of these costs are then divided by the total number of poles, per pole height, set by each submitting member in the last year. The resulting figure is the weighted average pole cost. The weighted average of Cost F.O.B. becomes the salvage value.

25' POLE												2019	COMPARE			
	A.S.A	LABOR	TRANS.	DIG	LABOR	COST	SUPPLY	EQUIP	ENG	Gen		PUBLISHED	OWNER \$	NO. OF	F.O.B.	TOTAL
	CLASS	RATE	HDLING	ERECT	DOLLARS	F.O.B.	EXP	EXPENSE	PLNG	Adm	TOTAL	PRICE	vs. COMM \$	POLES	COSTS	COSTS
ATC		85.00	5.00	6.00	935.00	485.81	194.32	*	N/A	174.64	1790	2476	-639	1	486	1790
TCA		85.00	5.00	6.00	935.00	485.81	194.32	*	N/A	174.64	1790	2476	-639	1	486	1790
SPR		72.00	6.00	12.00	1296.00	572.00	(**)	468.00	78.00	194.40	2608	2476	-639	1	572	2608
FON		72.00	6.00	12.00	1296.00	572.00	(**)	468.00	78.00	194.40	2608	2476	-639	1	572	2608
NXT	4	237.38	2.00	6.00	1899.04	1537.00			147.13		3583	2476	-639	1	1537	3583
LAC		85.00	5.00	6.00	935	485.81	194.32	*	N/A	174.64	1790	1790	47	1	486	1790
H/T		128.00	1.00	9.00	1280	247.00	79		151	75	1832	1832	5	3	741	5496
FTR		61.52	8.00	11.00	1168.88	151.00	21.00		75.86	28.00	1445	1445	392	8	1208	11558
	Salvage	358														
										TOTALS	17446			17	6087	31223
									Wgt Ave		1837				358	
	2018	Weighted Ave	% CHG	WEIGHTED AVE 2019		% CHG										
	PRICE	COMM 2019	FROM 2018	PUBLISHED PRICE		FROM 2019										
	2393	1837	-23	2476		-25.82%										

WEIGHTED AVE 2019: ATC, TCA, SPR, FON, NXT
PUBLISHED OWN PRICES 2019: LAC, H/T, FTR

30' POLE												2019	COMPARE			
	A.S.A	LABOR	TRANS.	DIG	LABOR	COST	SUPPLY	EQUIP	ENG	Gen		PUBLISHED	OWNER \$	NO. OF	F.O.B.	TOTAL
	CLASS	RATE	HDLING	ERECT	DOLLARS	F.O.B.	EXP	EXPENSE	PLNG	Adm	TOTAL	PRICE	vs. COMM \$	POLES	COSTS	COSTS
ATC		85.00	5.00	6.00	935.00	619.17	247.64	*	N/A	174.64	1976	2412	-755	2	1238	3953
TCA		85.00	5.00	6.00	935.00	619.17	247.64	*	N/A	174.64	1976	2412	-755	2	1238	3953
SPR		72.00	6.00	12.00	1296.00	660.00	(**)	468.00	78.00	194.40	2696	2412	-755	1	660	2696
FON		72.00	6.00	12.00	1296.00	660.00	(**)	468.00	78.00	194.40	2696	2412	-755	1	660	2696
NXT	4	237.38	2.00	6.00	1899.04	1537.00			147.13		3583	2412	-755	1	1537	3583
LAC		85.00	5.00	6.00	935	619.17	247.637	*	N/A	174.64	1976	1976	-319	1	619	1976
H/T		128.00	1.00	9.00	1280	288.00	92		151	75	1886	1886	-229	81	23328	152766
FTR		61.52	8.00	11.00	1168.88	222.00	21.00		75.86	28.00	1516	1516	141	171	37962	259192
	Salvage	259														
										TOTALS	18307			260	67243	430816
									Wgt Ave		1657				259	
	2018	Weighted Ave	% CHG	WEIGHTED AVE 2019		% CHG FROM										
	PRICE	COMM 2019	FROM 2018	PUBLISHED PRICE		Wgt Ave 2019										
	3207	1657	-48	2412		-31.30%										

WEIGHTED AVE 2019: ATC, TCA, SPR, FON, NXT
PUBLISHED OWN PRICES 2019: LAC, H/T, FTR

2019 POWER POLE PRICES H CLASS vs POWER WEIGHTED AVERAGE vs COMM WEIGHTED AVERAGE

SOUTHERN CALIFORNIA JOINT POLE COMMITTEE

COMPARE PRICES: Weighted average pole costs based on 2019 **COMMUNICATIONS MEMBERS** submitted prices
 Action item from Authorized Costs committee meeting of Sep 2019 for Oct 2019 meeting (**LAC, H/T, FTR ADDED**)

35' POLE	A.S.A CLASS	LOADED			O. OF HOURS			LOADED			2019 PUBLISHED PRICE	COMPARE OWNER \$ vs. COMM \$	NO. OF POLES	F.O.B. COSTS	TOTAL COSTS	
		LABOR RATE	TRANS. HDLING	DIG ERECT	LABOR DOLLARS	COST F.O.B.	SUPPLY EXP	EQUIP EXPENSE	ENG and PLNG	Gen & Adm						TOTAL
ATC		85.00	5.00	6.00	935.00	754.42	301.75	*	N/A	174.64	2166	2702	-869	1	754	2166
TCA		85.00	5.00	6.00	935.00	754.42	301.75	*	N/A	174.64	2166	2702	-869	1	754	2166
SPR		72.00	6.00	12.00	1296.00	680.00	(**)	468.00	78.00	194.40	2716	2702	-869	1	680	2716
FON		72.00	6.00	12.00	1296.00	680.00	(**)	468.00	78.00	194.40	2716	2702	-869	1	680	2716
NXT	4	237.38	2.00	6.00	1899.04	1701.00			147.13		3747	2702	-869	1	1701	3747
LAC		85.00	5.00	6.00	935	754.42	301.75	*	N/A	174.64	2166	2166	-332	1	754	2166
H/T		128.00	1.00	12.00	1664	352.00	112		151	75	2354	2354	-521	38	13376	89452
FTR		61.52	8.00	11.00	1168.88	252.00	21.00		75.86	28.00	1546	1546	288	85	21420	131388
	Salvage	311									TOTALS	19577		129	40120	236517
									Wgt Ave		1833				311	
		2018 PRICE	Weighted Ave COMM 2019	% CHG FROM 2018	WEIGHTED AVE 2019 PUBLISHED PRICE	% CHG FROM Wgt Ave 2019										
		2663	1833	-31	2702	-32.14%		WEIGHTED AVE 2019: ATC, TCA, SPR, FON, NXT PUBLISHED OWN PRICES 2019: LAC, H/T, FTR								

40' POLE	A.S.A CLASS	LOADED			NO. OF HOURS			LOADED			2019 PUBLISHED PRICE	COMPARE OWNER \$ vs. COMM \$	NO. OF POLES	F.O.B. COSTS	TOTAL COSTS	
		LABOR RATE	TRANS. HDLING	DIG ERECT	LABOR DOLLARS	COST F.O.B.	SUPPLY EXP	EQUIP EXPENSE	ENG and PLNG	Gen & Adm						TOTAL
ATC		85.00	5.00	10.00	1275.00	981.13	392.44	*	N/A	238.14	2887	3293	-1110	1	981	2887
TCA		85.00	5.00	10.00	1275.00	981.13	392.44	*	N/A	238.14	2887	3293	-1110	1	981	2887
SPR		72.00	8.00	14.00	1584.00	935.00	(**)	572.00	78.00	237.60	3407	3293	-1110	1	935	3407
FON		72.00	8.00	14.00	1584.00	935.00	(**)	572.00	78.00	237.60	3407	3293	-1110	1	935	3407
NXT	4	237.38	2.00	6.00	1899.04	1833.00			147.13		3879	3293	-1110	1	1833	3879
LAC		85.00	5.00	10.00	1275	981.13	392.44	*	N/A	238.14	2887	2887	-704	2	1962	5773
H/T		128.00	1.00	12.00	1664	458.00	146		151	75	2494	2494	-311	22	10076	54868
FTR		61.52	8.00	11.00	1168.88	358.00	21.00		75.86	28.00	1652	1652	531	26	9308	42945
	Salvage	491									TOTALS	23498		55	27012	120052
									Wgt Ave		2183				491	
		2018 PRICE	Weighted Ave COMM 2019	% CHG FROM 2018	WEIGHTED AVE 2019 PUBLISHED PRICE	% CHG FROM Wgt Ave 2019										
		3382	2183	-35	3293	-33.71%		WEIGHTED AVE 2019: ATC, TCA, SPR, FON, NXT PUBLISHED OWN PRICES 2019: LAC, H/T, FTR								

2019 POWER POLE PRICES H CLASS vs POWER WEIGHTED AVERAGE vs COMM WEIGHTED AVERAGE

SOUTHERN CALIFORNIA JOINT POLE COMMITTEE

COMPARE PRICES: Weighted average pole costs based on 2019 **COMMUNICATIONS MEMBERS** submitted prices
 Action item from Authorized Costs committee meeting of Sep 2019 for Oct 2019 meeting (**LAC, H/T, FTR ADDED**)

45' POLE	A.S.A	LOADED			NO. OF HOURS			LOADED			2019	COMPARE		NO. OF	F.O.B.	TOTAL	
		LABOR	TRANS.	DIG	LABOR	COST	SUPPLY	EQUIP	ENG	Gen		PUBLISHED	OWNER \$				
MBR	CLASS	RATE	HDLING	ERECT	DOLLARS	F.O.B.	EXP	EXPENSE	PLNG	Adm	TOTAL	PRICE	vs. COMM \$				
ATC		85.00	5.00	10.00	1275.00	1246.89	498.74	*	N/A	333.40	3354	3709	-1407	1	1247	3354	ATC
TCA		85.00	5.00	10.00	1275.00	1246.89	498.74	*	N/A	333.40	3354	3709	-1407	1	1247	3354	TCA
SPR		72.00	8.00	18.00	1872.00	990.00	(**)	676.00	78.00	280.80	3897	3709	-1407	1	990	3897	SPR
FON		72.00	8.00	18.00	1872.00	990.00	(**)	676.00	78.00	280.80	3897	3709	-1407	1	990	3897	FON
NXT	4	237.38	2.00	6.00	1899.04	1995.00			147.13		4041	3709	-1407	1	1995	4041	NXT
LAC		85.00	5.00	10.00	1275	1246.89	498.74	*	N/A	333.4	3354	3354	-1052	1	1247	3354	LAC
H/T		128.00	1.00	12.00	1664	535.00	170		151	75	2595	2595	-293	13	6955	33735	H/T
FTR		61.52	8.00	11.00	1168.88	441.00	21.00		75.86	28.00	1735	1735	567	21	9261	36430	FTR
	Salvage	598									TOTALS	26227		40	23932	92061	
									Wgt Ave		2302				598		

2018	Weighted Ave	% CHG	WEIGHTED AVE 2019	% CHG FROM
PRICE	COMM 2019	FROM 2018	PUBLISHED PRICE	Wgt Ave 2019
3632	2302	-37	3709	-37.95%

WEIGHTED AVE 2019: ATC, TCA, SPR, FON, NXT
 PUBLISHED OWN PRICES 2019: LAC, H/T, FTR

50' POLE	A.S.A	LOADED			NO. OF HOURS			LOADED			2019	COMPARE		NO. OF	F.O.B.	TOTAL	
		LABOR	TRANS.	DIG	LABOR	COST	SUPPLY	EQUIP	ENG	Gen		PUBLISHED	OWNER \$				
MBR	CLASS	RATE	HDLING	ERECT	DOLLARS	F.O.B.	EXP	EXPENSE	PLNG	Adm	TOTAL	PRICE	vs. COMM \$				
ATC		85.00	5.00	16.00	1785.00	1356.40	542.57	*	N/A	333.40	4017	4395	-598	1	1356	4017	ATC
TCA		85.00	5.00	16.00	1785.00	1356.40	542.57	*	N/A	333.40	4017	4395	-598	1	1356	4017	TCA
SPR		72.00	10.00	20.00	2160.00	1430.00	(**)	780.00	78.00	324.00	4772	4395	-598	1	1430	4772	SPR
FON		72.00	10.00	20.00	2160.00	1430.00	(**)	780.00	78.00	324.00	4772	4395	-598	1	1430	4772	FON
LAC		85.00	5.00	16.00	1785	1356.40	542.57	*	N/A	333.4	4017	4017	-220	1	1356	4017	LAC
H/T		128.00	1.00	12.00	1664	708.00	225		151	75	2823	2823	974	1	708	2823	H/T
FTR		61.52	8.00	14.00	1353.44	682.00	21.00		75.86	28.00	2160	2160	1637	1	682	2160	FTR
	Salvage	1188									TOTALS	26579		7	8319	26579	
									Wgt Ave		3797				1188		

2018	Weighted Ave	% CHG	WEIGHTED AVE 2019	% CHG FROM
PRICE	COMM 2019	FROM 2018	PUBLISHED PRICE	Wgt Ave 2019
4720	3797	-20	4395	-13.61%

WEIGHTED AVE 2019: ATC, TCA, SPR, FON, NXT
 PUBLISHED OWN PRICES 2019: LAC, H/T, FTR

2019 POWER POLE PRICES H CLASS vs POWER WEIGHTED AVERAGE vs COMM WEIGHTED AVERAGE

SOUTHERN CALIFORNIA JOINT POLE COMMITTEE

COMPARE PRICES: Weighted average pole costs based on 2019 **COMMUNICATIONS MEMBERS** submitted prices
 Action item from Authorized Costs committee meeting of Sep 2019 for Oct 2019 meeting (LAC, H/T, FTR ADDED)

55' POLE		LOADED			NO. OF HOURS			LOADED			ENG			Gen			2019	COMPARE			
MBR	A.S.A CLASS	LABOR RATE	TRANS. HDLING	DIG ERECT	LABOR DOLLARS	COST F.O.B.	SUPPLY EXP	EQUIP EXPENSE	ENG PLNG	Gen Adm	TOTAL	PUBLISHED PRICE	OWNER \$ vs. COMM \$	NO. OF POLES	F.O.B. COSTS	TOTAL COSTS					
ATC		85.00	5.00	16.00	1785.00	1520.28	608.09	*	N/A	448.20	4362	5118	-985	1	1520	4362	ATC				
TCA		85.00	5.00	16.00	1785.00	1520.28	608.09	*	N/A	448.20	4362	5118	-985	1	1520	4362	TCA				
SPR		72.00	10.00	26.00	2592.00	1880.00	(**)	936.00	78.00	388.80	5875	5118	-985	1	1880	5875	SPR				
FON		72.00	10.00	26.00	2592.00	1880.00	(**)	936.00	78.00	388.80	5875	5118	-985	1	1880	5875	FON				
LAC		85.00	5.00	16.00	1785	1520.28	608.09	*	N/A	448.2	4362	4362	-229	1	1520	4362	LAC				
H/T		128.00	1.00	15.00	2048	999.00	150		151	75	3423	3423	710	3	2997	10269	H/T				
FTR		61.52	8.00	14.00	1353.44	612.00	21.00		75.86	28.00	2090	2090	2042	1	612	2090	FTR				
	Salvage	1326																			
										TOTALS	30348				9	11930	37194				
									Wgt Ave		4133					1326					

2018 PRICE	Weighted Ave COMM 2019	% CHG FROM 2018	WEIGHTED AVE 2019 PUBLISHED PRICE	% CHG FROM Wgt Ave 2019
4905	4133	-16	5118	-19.25%

WEIGHTED AVE 2019: ATC, TCA, SPR, FON, NXT
 PUBLISHED OWN PRICES 2019: LAC, H/T, FTR

60' POLE		LOADED			NO. OF HOURS			LOADED			ENG			Gen			2019	COMPARE			
MBR	A.S.A CLASS	LABOR RATE	TRANS. HDLING	DIG ERECT	LABOR DOLLARS	COST F.O.B.	SUPPLY EXP	EQUIP EXPENSE	ENG PLNG	Gen Adm	TOTAL	PUBLISHED PRICE	OWNER \$ vs. COMM \$	NO. OF POLES	F.O.B. COSTS	TOTAL COSTS					
ATC		85.00	5.00	20.00	2125.00	1693.34	677.45	*	N/A	396.90	4893	6161	-1034	1	1693	4893	ATC				
TCA		85.00	5.00	20.00	2125.00	1693.34	677.45	*	N/A	396.90	4893	6161	-1034	1	1693	4893	TCA				
SPR		72.00	10.00	30.00	2880.00	2700.00	(**)	1340.00	78.00	432.00	7430	6161	-1034	1	2700	7430	SPR				
FON		72.00	10.00	30.00	2880.00	2700.00	(**)	1340.00	78.00	432.00	7430	6161	-1034	1	2700	7430	FON				
LAC		85.00	5.00	20.00	2125	1693.34	677.45	*	N/A	396.9	4893	4893	234	1	1693	4893	LAC				
H/T		128.00	1.00	15.00	2048	1097.00	349		151	75	3720	3720	1407	1	1097	3720	H/T				
FTR		61.52	8.00	14.00	1353.44	1150.00	21.00		75.86	28.00	2628	2628	2498	1	1150	2628	FTR				
	Salvage	1818																			
										TOTALS	35886				7	12727	35886				
									Wgt Ave		5127					1818					

2018 PRICE	Weighted Ave COMM 2019	% CHG FROM 2018	WEIGHTED AVE 2019 PUBLISHED PRICE	% CHG FROM Wgt Ave 2019
5965	5127	-14	6161	-16.79%

WEIGHTED AVE 2019: ATC, TCA, SPR, FON, NXT
 PUBLISHED OWN PRICES 2019: LAC, H/T, FTR

2019 POWER POLE PRICES H CLASS vs POWER WEIGHTED AVERAGE vs COMM WEIGHTED AVERAGE

SOUTHERN CALIFORNIA JOINT POLE COMMITTEE

COMPARE PRICES: Weighted average pole costs based on 2019 **COMMUNICATIONS MEMBERS** submitted prices
 Action item from Authorized Costs committee meeting of Sep 2019 for Oct 2019 meeting (**LAC, H/T, FTR ADDED**)

65' POLE	LOADED	NO. OF HOURS			LOADED				ENG	Gen		2019	COMPARE			
A.S.A	LABOR	TRANS.	DIG	LABOR	COST	SUPPLY		EQUIP	and	&		PUBLISHED	OWNER \$	NO. OF	F.O.B.	TOTAL
MBR	CLASS	RATE	HDLING	ERECT	DOLLARS	F.O.B.	EXP	EXPENSE	PLNG	Adm	TOTAL	PRICE	vs. COMM \$	POLES	COSTS	COSTS
SPR		72.00	18.00	38.00	4032.00	3200.00	(**)	1876.00	78.00	604.80	9791	9791	0	1	3200	9791
FON		72.00	18.00	38.00	4032.00	3200.00	(**)	1876.00	78.00	604.80	9791	9791	0	1	3200	9791
	Salvage	3200														
											TOTALS	19582		2	6400	19582
									Wgt Ave			9791			3200	
	2018	Weighted Ave	% CHG	WEIGHTED AVE 2019		% CHG FROM										
	PRICE	COMM 2019	FROM 2018	PUBLISHED PRICE		Wgt Ave 2019		WEIGHTED AVE 2019: ATC, TCA, SPR, FON, NXT PUBLISHED OWN PRICES 2019: LAC, H/T, FTR								
	5242	9791	87	9791		0.00%										

70' POLE	LOADED	NO. OF HOURS			LOADED				ENG	Gen						
A.S.A	LABOR	TRANS.	DIG	LABOR	COST	SUPPLY		EQUIP	and	&				NO. OF	F.O.B.	TOTAL
MBR	CLASS	RATE	HDLING	ERECT	DOLLARS	F.O.B.	EXP	EXPENSE	PLNG	Adm	TOTAL			POLES	COSTS	COSTS
											0				0	0
	Salvage	#DIV/0!									0			0	0	0
									Wgt Ave		#DIV/0!				#DIV/0!	
	2018	Weighted Ave	% CHG	WEIGHTED AVE 2019		% CHG FROM										
	PRICE	COMM 2019	FROM 2018	PUBLISHED PRICE		Wgt Ave 2019										
	7693	#DIV/0!	#DIV/0!	7693		-7.21%										

75' POLE	LOADED	NO. OF HOURS			LOADED				ENG	Gen						
A.S.A	LABOR	TRANS.	DIG	LABOR	COST	SUPPLY		EQUIP	and	&				NO. OF	F.O.B.	TOTAL
MBR	CLASS	RATE	HDLING	ERECT	DOLLARS	F.O.B.	EXP	EXPENSE	PLNG	Adm	TOTAL			POLES	COSTS	COSTS
											0				0	0
	Salvage	#DIV/0!									0			0	0	0
									Wgt Ave		#DIV/0!					
	2018	Weighted Ave	% CHG													
	PRICE	COMM 2019	FROM 2018					NO PUBLISHED PRICE FOR 2019/2018 WEIGTHED AVERAGE								
	0	#DIV/0!	#DIV/0!													

80' POLE	LOADED	NO. OF HOURS			LOADED				ENG	Gen						
A.S.A	LABOR	TRANS.	DIG	LABOR	COST	SUPPLY		EQUIP	and	&				NO. OF	F.O.B.	TOTAL
MBR	CLASS	RATE	HDLING	ERECT	DOLLARS	F.O.B.	EXP	EXPENSE	PLNG	Adm	TOTAL			POLES	COSTS	COSTS
											0				0	0
	Salvage	#DIV/0!									0			0	0	0
									Wgt Ave		#DIV/0!					
	2018	Weighted Ave	% CHG													
	PRICE	COMM 2019	FROM 2018					NO PUBLISHED PRICE FOR 2019/2018 WEIGTHED AVERAGE								
	0	#DIV/0!	#DIV/0!													

2019 POWER POLE PRICES H CLASS vs POWER WEIGHTED AVERAGE vs COMM WEIGHTED AVERAGE

SOUTHERN CALIFORNIA JOINT POLE COMMITTEE

COMPARE PRICES: Weighted average pole costs based on 2019 **COMMUNICATIONS MEMBERS** submitted prices
 Action item from Authorized Costs committee meeting of Sep 2019 for Oct 2019 meeting (LAC, H/T, FTR ADDED)

85' POLE	LOADED	NO. OF HOURS			LOADED				ENG	Gen						
MBR	A.S.A	LABOR	TRANS.	DIG	LABOR	COST	SUPPLY	EQUIP	and	&				NO. OF	F.O.B.	TOTAL
	CLASS	RATE	HDLING	ERECT	DOLLARS	F.O.B.	EXP	EXPENSE	PLNG	Adm	TOTAL			POLES	COSTS	COSTS
	Salvage	#DIV/0!									TOTALS	0		0	0	0
	2018	Weighted Ave	% CHG						Wgt Ave		#DIV/0!					
	PRICE	COMM 2019	FROM 2018	NO PUBLISHED PRICE FOR 2019/2018 WEIGTHED AVERAGE												
	0	#DIV/0!	#DIV/0!													

90' POLE	LOADED	NO. OF HOURS			LOADED				ENG	Gen						
MBR	A.S.A	LABOR	TRANS.	DIG	LABOR	COST	SUPPLY	EQUIP	and	&				NO. OF	F.O.B.	TOTAL
	CLASS	RATE	HDLING	ERECT	DOLLARS	F.O.B.	EXP	EXPENSE	PLNG	Adm	TOTAL			POLES	COSTS	COSTS
	Salvage	#DIV/0!									TOTALS	0		0	0	0
	2018	Weighted Ave	% CHG						Wgt Ave		#DIV/0!					
	PRICE	COMM 2019	FROM 2018	NO PUBLISHED PRICE FOR 2019/2018 WEIGTHED AVERAGE												
	0	#DIV/0!	#DIV/0!													

95' POLE	LOADED	NO. OF HOURS			LOADED				ENG	Gen						
MBR	A.S.A	LABOR	TRANS.	DIG	LABOR	COST	SUPPLY	EQUIP	and	&				NO. OF	F.O.B.	TOTAL
	CLASS	RATE	HDLING	ERECT	DOLLARS	F.O.B.	EXP	EXPENSE	PLNG	Adm	TOTAL			POLES	COSTS	COSTS
	Salvage	#DIV/0!									TOTALS	0		0	0	0
	2018	Weighted Ave	% CHG						Wgt Ave		#DIV/0!					
	PRICE	COMM 2019	FROM 2018	NO PUBLISHED PRICE FOR 2019/2018 WEIGTHED AVERAGE												
	0	#DIV/0!	#DIV/0!													

100' POLE	LOADED	NO. OF HOURS			LOADED				ENG	Gen						
MBR	A.S.A	LABOR	TRANS.	DIG	LABOR	COST	SUPPLY	EQUIP	and	&				NO. OF	F.O.B.	TOTAL
	CLASS	RATE	HDLING	ERECT	DOLLARS	F.O.B.	EXP	EXPENSE	PLNG	Adm	TOTAL			POLES	COSTS	COSTS
	Salvage	#DIV/0!									TOTALS	0		0	0	0
	2018	Weighted Ave	% CHG						Wgt Ave		#DIV/0!					
	PRICE	COMM 2019	FROM 2018	NO PUBLISHED PRICE FOR 2019/2018 WEIGTHED AVERAGE												
	0	#DIV/0!	#DIV/0!													

2019 POWER POLE PRICES H CLASS vs POWER WEIGHTED AVERAGE vs COMM WEIGHTED AVERAGE

SOUTHERN CALIFORNIA JOINT POLE COMMITTEE

COMPARE PRICES: Weighted average pole costs based on 2019 **COMMUNICATIONS MEMBERS** submitted prices
 Action item from Authorized Costs committee meeting of Sep 2019 for Oct 2019 meeting (**LAC, H/T, FTR ADDED**)

110' POLE		LOADED	NO. OF HOURS		LOADED				ENG	Gen						
MBR	A.S.A	LABOR	TRANS.	DIG	LABOR	COST	SUPPLY	EQUIP	and	&				NO. OF	F.O.B.	TOTAL
	CLASS	RATE	HDLING	ERECT	DOLLARS	F.O.B.	EXP	EXPENSE	PLNG	Adm	TOTAL			POLES	COSTS	COSTS
	Salvage	#DIV/0!								TOTALS	0			0	0	0
									Wgt Ave		#DIV/0!					

2018	Weighted Ave	% CHG
PRICE	COMM 2019	FROM 2018
0	#DIV/0!	#DIV/0!

NO PUBLISHED PRICE FOR 2019/2018 WEIGTHED AVERAGE

NOTES:

- ATC Equipment expense included in column Direct Labor (loaded)
- TCA Equipment expense included in column Direct Labor (loaded)
- LAC Equipment expense included in column Direct Labor (loaded)
- SPR Supply expense included in column Material Cost (FOB)
- FON Supply expense included in column Material Cost (FOB)
- LAC, H/T, FTR - PUBLISHED INDIVIDUAL PRICES

2019 POWER POLE PRICES H CLASS vs POWER WEIGHTED AVERAGE vs COMM WEIGHTED AVERAGE

NG365242-02-41

BILLING	
CURRENT WAY	PROPOSED WAY
0.25	0.25
2	2
5	4
7	7
6	6
6	6
2	2
24	15
0.33	0.33

CHECKING	
CURRENT WAY	PROPOSED WAY
4	2
5	5
3	2
3	2
11	7.33
0.33	0.33

Enter into Friend
 Pull cards
 Verify records against JPA
 Grade and space
 Who's billing
 Percent
 Second pages
 Billing
 Log out of Excel
TOTAL TIME

Verify records against JPA
 Grade and space
 Who's billing
 Percent
 Verify Billing
 Log out of Excel

52.58 42.58
10 MINUTE DIFFERENCE

26.33 18.66
8 MINUTE DIFFERENCE

Time is in minutes

CURRENT WAY	PROPOSED WAY	CURRENT WAY	PROPOSED WAY	CURRENT WAY	PROPOSED WAY
615	615	854	854	855	855
E BILL NG	E BILL NG	H BILL NG	H BILL NG	M BILL NG	M BILL NG
\$8,019	\$5,370	\$345	\$345	\$2,421	\$2,522
E LOSES \$2649		NO DIFFERENCE		M GAINS \$101	

	CURRENT WAY	PROPOSED WAY	DIFFERENCE IN TIME
Billing	52.58	42.58	10
Checking	26.33	18.66	7.67
TOTAL	78.91	61.24	17.67

Billers Level III .493

	CURRENT WAY COST	PROPOSED WAY COST	DIFFERENCE IN TIME COST
Billing	\$ 25.92	\$ 20.99	\$ 4.93
Checking	\$ 12.98	\$ 9.20	\$ 3.78
TOTAL	\$ 38.90	\$ 30.19	\$ 8.71

NG355951-02-14

BILLING	
CURRENT WAY	PROPOSED WAY
Enter into Friend	0.25
Pull cards	0.33
Verify records against JPA	0.33
Grade and space	2
Who's billing	3
Percent	2
Second pages	1
Billing	8
Log out of Excel	0.33

TOTAL TIME 17.24 14.24
3 MINUTE DIFFERENCE

Time is in minutes

CHECKING	
CURRENT WAY	PROPOSED WAY
Verify records against JPA	1
Grade and space	1
Who's billing	1
Percent	1
Verify Billing	7
Log out of Excel	0.33

TOTAL TIME 11.33 7.56
4 MINUTE DIFFERENCE

CURRENT WAY	PROPOSED WAY	CURRENT WAY	PROPOSED WAY
615	615	854	854
E BILL NG	E BILL NG	H BILL NG	H BILL NG
\$1,643	\$1,567	\$1,513	\$1,601
E LOSES \$76		H GAINS \$88	

	CURRENT WAY	PROPOSED WAY	DIFFERENCE IN TIME
Billing	17.24	14.24	3
Checking	11.33	7.56	3.77
TOTAL	28.57	21.8	6.77

	CURRENT WAY COST	PROPOSED WAY COST	DIFFERENCE IN TIME COST
Billing	\$ 8.50	\$ 7.02	\$ 1.48
Checking	\$ 5.59	\$ 3.73	\$ 1.86
TOTAL	\$ 14.09	\$ 10.75	\$ 3.34

Biller Level III .493

JPA2345

BILLING	
CURRENT WAY	PROPOSED WAY
0.25	0.25
0.25	0.25
0.33	0.33
0.25	0.25
0.17	0.17
0.33	0.33
1	1
3	2
0.33	0.33

CHECKING	
CURRENT WAY	PROPOSED WAY
0.33	0.33
0.33	0.33
0.17	0.17
0.25	0.25
1	0.5
0.33	0.33

Enter into Friend
Pull cards
Verify records against JPA
Grade and space
Who's billing
Percent
Second pages
Billing
Log out of Excel
TOTAL TIME

Verify records against JPA
Grade and space
Who's billing
Percent
Verify Billing
Log out of Excel

5.91 4.91
1 MINUTE DIFFERENCE

TOTAL TIME 2.41 1.91
.5 DIFFERENCE

Time is in minutes

CURRENT WAY	PROPOSED WAY	CURRENT WAY	PROPOSED WAY	CURRENT WAY	PROPOSED WAY
615	615	854	854	865	865
E BILL NG	E BILL NG	H BILL NG	H BILL NG	ATC BILL NG	ATC BILL NG
\$15	\$13	\$15	\$13	\$15	\$13
E LOSES \$2		E LOSES \$2		E LOSES \$2	

CURRENT WAY	PROPOSED WAY	CURRENT WAY	PROPOSED WAY	CURRENT WAY	PROPOSED WAY
866	866	867	867	818	818
LAC BILL NG	LAC BILL NG	PBM BILL NG	PBM BILL NG	SPR BILL NG	SPR BILL NG
\$15	\$13	\$15	\$13	\$0	\$0
E LOSES \$2		E LOSES \$2		NO DIFFERENCE	

CURRENT WAY	PROPOSED WAY	CURRENT WAY	PROPOSED WAY	CURRENT WAY	PROPOSED WAY
637	-	644	-	810	-
SPR BILL E		SPR BILL H		SPR BILL ATC	
\$0		\$0		\$0	

CURRENT WAY	PROPOSED WAY	CURRENT WAY	PROPOSED WAY
811	-	812	-
SPR BILL LAC		SPR BILL PBM	
\$0		\$0	

CURRENT WAY	PROPOSED WAY	DIFFERENCE IN TIME
5.91	4.91	1
2.41	1.91	0.5
8.32	6.82	1.5

Billing
Checking
TOTAL

CURRENT WAY COST	PROPOSED WAY COST	DIFFERENCE IN TIME COST
\$ 2.91	\$ 2.42	\$ 0.49
\$ 1.19	\$ 0.94	\$ 0.25
\$ 4.10	\$ 3.36	\$ 0.74

Biller Level III .493
Billing
Checking
TOTAL

E4405-408320252

BILLING	
CURRENT WAY	PROPOSED WAY
0.25	0.25
0.33	0.33
0.17	0.17
0.5	0.5
0.33	0.33
1	1
0.5	0.5
8	5
0.33	0.33

CHECKING	
CURRENT WAY	PROPOSED WAY
0.25	0.25
0.17	0.17
0.17	0.17
0.17	0.17
5	3
0.33	0.33

Enter into Friend
 Pull cards
 Verify records against JPA
 Grade and space
 Who's billing
 Percent
 Second pages
 Billing
 Log out of Excel
TOTAL TIME

Verify records against JPA
 Grade and space
 Who's billing
 Percent
 Verify Billing
 Log out of Excel

TOTAL TIME 6.09 4.09
 2 MINUTE DIFFERENCE

3 MINUTE DIFFERENCE

Time is in minutes

CURRENT WAY	PROPOSED WAY	CURRENT WAY	PROPOSED WAY	CURRENT WAY	PROPOSED WAY
615	615	936	936	940	940
E BILL NG	E BILL NG	E BILL TCA	E BILL TCA	TCA BILL NG	TCA BILL NG
\$5,674	\$9,180	\$1,367	\$1,367	\$386	\$402
E GAINS \$3506		NO DIFFERENCE		TCA GAINS \$16	

	CURRENT WAY	PROPOSED WAY	DIFFERENCE IN TIME
Billing	11.41	8.41	3
Checking	6.09	4.09	2
TOTAL	17.5	12.5	5

Biller Level III .493

	CURRENT WAY COST	PROPOSED WAY COST	DIFFERENCE IN TIME COST
Billing	\$ 5.63	\$ 4.15	\$ 1.48
Checking	\$ 3.00	\$ 2.02	\$ 0.99
TOTAL	\$ 8.63	\$ 6.16	\$ 2.47

NG1037-01-6154

BILLING	
CURRENT WAY	PROPOSED WAY
0.25	0.25
2	2
6	6
9	9
7	7
8	0
4	4
35	22
0.33	0.33

CHECKING	
CURRENT WAY	PROPOSED WAY
7	5
6	6
4	4
3	0
20	20
0.33	0.33

Enter into Friend

Pull cards

Verify records against JPA

Grade and space

Who's billing

Percent

Second pages

Billing

Log out of Excel

TOTAL TIME

71.58 50.58

21 MINUTE DIFFERENCE

Verify records against JPA

Grade and space

Who's billing

Percent

Verify Billing

Log out of Excel

TOTAL TIME

40.33 35.33

5 MINUTE DIFFERENCE

Time is in minutes

CURRENT WAY	PROPOSED WAY	CURRENT WAY	PROPOSED WAY	CURRENT WAY	PROPOSED WAY
615	615	865	865	967	967
E BILL NG	E BILL NG	ATC BILL NG	ATC BILL NG	FTR BILL NG	FTR BILL NG
\$1,977	\$1,869	\$764	\$737	\$747	\$720
E LOSES \$108		ATC LOSES \$27		FTR LOSES \$27	

CURRENT WAY	PROPOSED WAY	CURRENT WAY	PROPOSED WAY	CURRENT WAY	PROPOSED WAY
940	940	975	975	946	946
TCA BILL NG	TCA BILL NG	FTR BILL ATC	FTR BILL ATC	ATC BILL TCA	ATC BILL TCA
\$765	\$738	\$0	\$0	\$0	\$0
TCA LOSES \$27		NO DIFFERENCE		NO DIFFERENCE	

CURRENT WAY	PROPOSED WAY	CURRENT WAY	PROPOSED WAY	CURRENT WAY	PROPOSED WAY
972	972	632	632	923	923
FTR BILL TCA	FTR BILL TCA	E BILL ATC	E BILL ATC	E BILL FTR	E BILL FTR
\$0	\$0	\$141	\$141	\$141	\$141
NO DIFFERENCE		NO DIFFERENCE		NO DIFFERENCE	

CURRENT WAY	PROPOSED WAY
936	936
E BILL TCA	E BILL TCA
\$141	\$141
NO DIFFERENCE	

CURRENT WAY	PROPOSED WAY	DIFFERENCE IN TIME
71.58	50.58	21
40.33	35.33	5
111.91	85.91	26

Billing
Checking
TOTAL

CURRENT WAY COST	PROPOSED WAY COST	DIFFERENCE IN TIME COST
\$ 35.29	\$ 24.94	\$ 10.35
\$ 19.88	\$ 17.42	\$ 2.47
\$ 55.17	\$ 42.35	\$ 12.82

Biller Level III .493

Billing
Checking

TOTAL

BILL NO. 10-19-615,854,855

FINAL AUTHORIZATION FOR JOINT POLE TRANSACTION

PAGE NO. 1

This authorization is in accordance with Joint Pole Agreement and Routine. The undersigned have agreed on joint work as specified herein.

Date Prepared 6/3/2019

By Telephone

JUN 10 2019

Date Sent 8/30/2016

Confirming Agreement

In Field

By Telephone

Date Completed _____ No. of Pages 6

J.P. Auth No NG365242-02-41

COSTS and BILLING DATA

- BILLING CODES**
 1. PLACED CURRENT YEAR
 2. PLACED PRIOR YEAR
 3. UNAUTHORIZED ATTACHMENT
 4. SALVAGE VALUE
 5. AUTHORIZED COSTS

BILL NO. 615

UTILITY	REPRESENTATIVE	DISTRICT-DIVISION-EXCHANGE	APPROVED	TAXING INSTRUCTIONS	ACCOUNTING DATA
E	Tim Wilkerson	LOS ANGELES	M. WAZEWSKI	TORRANCE	4080 44 398
M	D. Walls	LOS ANGELES	W. SALVADOR	LOS ANGELES	RECORD ONLY
HLA	H Roundfield	LOS ANGELES	B. BARRERA	LOS ANGELES	A312
NG	Michael McKay	SAN JOSE	EARLE CARRION	SANTA CLARA	JOB TMO-365241 TMO1800 / MAP 8471-1804

Current way

POLE NO.	Pole Length Anchor Size	Year Set	Pole Treat Class Anchor Dist.	Record			Proposed				Item No.	LOCATION AND NATURE OF WORK <small>If not in accordance with Joint Pole agreement and routine state reasons.</small>	BILL CODE	AMOUNT DUE		ACCOUNTING DIRECTIONS						
				E	M	HLA	E	M	HLA	NG				TOTAL AMT E	TOTAL AMT NG							
				L							16KV											
X12951E	35	14	FT / CL5	100							30 - 2 21 - 3		22 - 1		94TH ST S/S 37' 66' W/O VERMONT AV	2	2,160.8					
	1"	16	W										ALL	111b								
				L							16KV				NG TO PURCH SEC 4.0	5						
X12953E	35	14	FT / CL6	100							30 - 2 21 - 3		22 - 1		94TH ST S/S 37' 50' W/O VERMONT AV	6	2,160.8					
				L							16KV				NG TO PURCH SEC 4.0	8						
933500E	45	14	FT / CL5	100							39 - 7 25 - 7		28 - 1		94TH ST S/S 37' 35' W/O VERMONT AV	9	2,167.6					
																10						
																11						
																12						
																13						

BILL CODE	TOTAL AMT	BILL CODE	TOTAL AMT
E	8019	NG	0
	AMOUNT		AMOUNT
COL TOT	4892		0

POLE LEGEND:
 L = LOWER TOP (Item 5E)
 P = PULL (Item 5A)
 FB = FULL B/T/T
 T = TRANSPORT (Item 5B)
 S = SALVAGE
 D = DISPOSE (Item 5C)
 TN = TENANT

ANCHORARM LEGEND:
 AR = ANCHORARM REMOVED
 AT = ANCHORARM TRANSFERRED

Show quantity of items to be billed in the Columns of Party to be Paid.

GEOGRAPHICAL LOCATION
WESTMONT

FORM 48 SENT 2/27/2017

PA

4892 0

COSTS and BILLING DATE

BILL NO. 10-19-854,855

FINAL

BILLING CODES

1. PLACED CURRENT YEAR
2. PLACED PRIOR YEAR
3. UNAUTHORIZED ATTACHMENT
4. SALVAGE VALUE
5. AUTHORIZED COST

J.P. AUTH. NO. NG365242-02-41

BILL NO. 854

AMOUNT DUE			
BILL CODE	UTILITY	BILL CODE	UTILITY
	NG		H
TOTAL AMT		TOTAL AMT	
0		345	
AMOUNT		AMOUNT	

BILL NO. 855

AMOUNT DUE			
BILL CODE	UTILITY	BILL CODE	UTILITY
	M		NG
TOTAL AMT		TOTAL AMT	
2421		0	
AMOUNT		AMOUNT	

BILL NO.

AMOUNT DUE			
BILL CODE	UTILITY	BILL CODE	UTILITY
TOTAL AMT		TOTAL AMT	
AMOUNT		AMOUNT	

BILL NO.

AMOUNT DUE			
BILL CODE	UTILITY	BILL CODE	UTILITY
TOTAL AMT		TOTAL AMT	
AMOUNT		AMOUNT	

BILL NO.

AMOUNT DUE			
BILL CODE	UTILITY	BILL CODE	UTILITY
TOTAL AMT		TOTAL AMT	
AMOUNT		AMOUNT	

ACCOUNTING DIRECTIONS:

1.			
2.			
3.			
4.			
5.			
6.			
7.			
8.			
9.			
10.			
11.			
12.			
13.			
COL TOTAL	0		0

1.			
2.			
3.			
4.			
5.			
6.			
7.			
8.			
9.			
10.			
11.			
12.			
13.			
COL TOTAL	0		0

1.			
2.			
3.			
4.			
5.			
6.			
7.			
8.			
9.			
10.			
11.			
12.			
13.			
COL TOTAL			

1.			
2.			
3.			
4.			
5.			
6.			
7.			
8.			
9.			
10.			
11.			
12.			
13.			
COL TOTAL			

1.			
2.			
3.			
4.			
5.			
6.			
7.			
8.			
9.			
10.			
11.			
12.			
13.			
COL TOTAL			

1.			
2.			
3.			
4.			
5.			
6.			
7.			
8.			
9.			
10.			
11.			
12.			
13.			

PAGE TOTAL 0 0

PAGE TOTAL 0 0

PAGE TOTAL _____

PAGE TOTAL _____

PAGE TOTAL _____

POLE NO.	Pole Length Anchor Size	Year Bld	Pole ID Class Anchor Dist.	Record			Proposed				Item No.	LOCATION AND NATURE OF WORK <small>(List in accordance with Joint Pole agreement and existing state masses.)</small>	BILL CODE	UTILITY	BILL CODE	AMOUNT	ACCOUNTING DIRECTIONS
				E	M	HLA	E	M	HLA	NG				E	NG	AMOUNT	
				L		C	16KV 46			35	25		NG TO PURCH SEC 4.0; NG TO PL ANC SEC 12.0	1			
103373H	45	70	FT / CL4	.60		.40 24"				39-5 28-2	24-6	28-1	VERMONT AV A/W 18' S/O 94TH ST	2		97	
										25-1 TN 28				3			
	1"	16	S									ALL	111b	4			
														5			
				L						16KV		C	NG TO PURCH SEC 4.0; NG TO PL ANC SEC 12.0	6			
X12817E	40	14	FT / CL5	100						34-1 28-8		27-1	94TH ST S/S 370' 10' W/O VERMONT AV	7		2,177.9	
	1"	16	E									ALL	111b	8			
														9			
				L		C				16KV 36		38, 26	NG TO PURCH SEC 4.4; NG TO PL CA ARM SEC 14.1; NG TO REARRANGE SEC 10.9	10			
559970E	40	40	FT / CL3	34-11		23-5				34-4 24-1	23-5	24-1	VERMONT AV A/W 64' N/O 94TH ST	11		2,91	
										TN 24				12			
			ARM							.50 FREE		.50	164a	13		1 FREE	
														14			
						C						C C	NG TO PURCH SEC 4.0; NG TO REARRANGE SEC 10.9	15			
817363H	30	72	FT / CL3			100					24-8 TN 23	25-1	VERMONT AV A/W 10' S/O 94th ST	16			
														17			
														18			
														19			

POLE LEGEND:
 P = PULL (Item SA)
 PB = PULL BUTT
 T = TRANSPORT (Item SB)
 S = SALVAGE
 D = DISPOSE (Item SC)
 TN = TENANT

L = LOWER TOP (Item SE)
 CDOG = FOOTAGE CUT
 SCZ = SAFETY CLEARANCE ZONE

ANCHORARM LEGEND:
 AR = ANCHORARM REMOVED
 AT = ANCHORARM TRANSFERRED

Show Quantity of Items to be billed in the Column of Party to be Paid.

GEOGRAPHICAL LOCATION
 WESTMONT
 COMMUNITY

COL TOT 1967 0
 PAGE TOTAL 1967 0

BILL NO. 854

BILL NO. 855

BILL NO. _____

BILL NO. _____

BILL NO. _____

J.P. AUTH. NO. NG365242-02-41

AMOUNT DUE			
BILL CODE	UTILITY	BILL CODE	UTILITY
	NG		H
1			
2		281	
3			
4			
5			
6			
7			
8			
9			
10			
11		283	
12			
13			
14			
15			
16		2181	
17			
18			
19			
COL TOT	0	345	

AMOUNT DUE			
BILL CODE	UTILITY	BILL CODE	UTILITY
	M		NG
1			
2			
3			
4			
5			
6			
7			
8			
9			
10			
11			
12			
13			
14			
15			
16			
17			
18			
19			
COL TOT	0	0	

AMOUNT DUE			
BILL CODE	UTILITY	BILL CODE	UTILITY
1			
2			
3			
4			
5			
6			
7			
8			
9			
10			
11			
12			
13			
14			
15			
16			
17			
18			
19			
COL TOT			

AMOUNT DUE			
BILL CODE	UTILITY	BILL CODE	UTILITY
1			
2			
3			
4			
5			
6			
7			
8			
9			
10			
11			
12			
13			
14			
15			
16			
17			
18			
19			
COL TOT			

AMOUNT DUE			
BILL CODE	UTILITY	BILL CODE	UTILITY
1			
2			
3			
4			
5			
6			
7			
8			
9			
10			
11			
12			
13			
14			
15			
16			
17			
18			
19			
COL TOT			

ACCOUNTING DIRECTIONS

PAGE TOTAL 0 345

PAGE TOTAL 0 0

PAGE TOTAL _____

PAGE TOTAL _____

PAGE TOTAL _____

POLE NO.	Pole Length Anchor Size	Year Set	Pole Tn Class Anchor Dist.	Record				Proposed				Item No.	LOCATION AND NATURE OF WORK <small>If not in accordance with Joint Pole agreement and multi-state masses.</small>	BILL CODE	UTILITY	BILL CODE	UTILITY	ACCOUNTING DIRECTIONS	
				E	M	HLA	NG	E	M	HLA	NG				E	AMOUNT	NG		AMOUNT
				L	L			18KV 29	18KV 30			C-21		NG TO PURCH SEC 4.0; NG TO PL ANC SEC 12.0	1				
170493M	50	72	G/ CL4	33-4 21-1	43-10 23-2			33-4 21-1	43-10 25-4			20-1		93RD ST S/S 397' E/O BUDLONG AV	2	2	74		
				TN 21	20-2 C 23				19-1 C 25						3				
									C 24 C 23						4				
									TN 22						5				
	1"	16	N										ALL	111b	6				
															7				
				L	L			18KV 29	18KV 32				C-21		NG TO PURCH SEC 4.0	8			
138091M	50	72	G/ CL4	33-3 22-1	43-10 21-2			33-3 22-1	43-10 26-4			20-1		93RD ST S/S 430' W/O AWO VERMONT AV	9	2	74		
				TN 22	25-3 C 25			TN 22	21-1 19-1						10				
									C 28 C 25						11				
									C 24 TN 23						12				
															13				
				L	L			18KV 29	18KV 39				C-22		NG TO PURCH SEC 4.0	14			
4352964E	50	99	FT/ CL4	39-9 22-4	43-4 24-2			39-7 22-2	43-4 26-4			20-1		93RD ST S/S 294' W/O AWO VERMONT	15	2	94		
				TN 22	C 24				19-1 C 28						16				
									C 25 C 24						17				
									TN 23						18				
															19				

POLE LEGEND: L = LOWER TOP (New TC)
 P = PULL (Per SA)
 PB = PULL BUTT
 T = TRANSPORT (Per SA)
 S = SALVAGE
 O = DISPOSE (Per SA)
 TN = TENANT

ANCHORARM LEGEND:
 AR = ANCHORARM REMOVED
 AT = ANCHORARM TRANSFERRED

OCOC = FOOTAGE CUT
 SCZ = SAFETY CLEARANCE ZONE

Show Quantity of
 Items to be billed
 in the Columns of
 Party to be Paid.

GEOGRAPHICAL LOCATION
 WESTMONT
 COMMUNITY

COL TOT 242 0
 PAGE TOTAL 242 0

BILL NO. 854

BILL NO. 855

BILL NO.

BILL NO.

BILL NO.

J.P. AUTH. NO. NG365242-02-41

BILL CODE	AMOUNT DUE	
	UTILITY NG	UTILITY H
1		
2		
3		
4		
5		
6		
7		
8		
9		
10		
11		
12		
13		
14		
15		
16		
17		
18		
19		
COL TOT	0	0

BILL CODE	AMOUNT DUE	
	UTILITY M	UTILITY NG
1		
2	2 89	
3		
4		
5		
6		
7		
8		
9	2 89	
10		
11		
12		
13		
14		
15	2 79	
16		
17		
18		
19		
COL TOT	257	0

BILL CODE	AMOUNT DUE	
	UTILITY	UTILITY
1		
2		
3		
4		
5		
6		
7		
8		
9		
10		
11		
12		
13		
14		
15		
16		
17		
18		
19		
COL TOT		

BILL CODE	AMOUNT DUE	
	UTILITY	UTILITY
1		
2		
3		
4		
5		
6		
7		
8		
9		
10		
11		
12		
13		
14		
15		
16		
17		
18		
19		
COL TOT		

BILL CODE	AMOUNT DUE	
	UTILITY	UTILITY
1		
2		
3		
4		
5		
6		
7		
8		
9		
10		
11		
12		
13		
14		
15		
16		
17		
18		
19		
COL TOT		

ACCOUNTING DIRECTIONS

POLE NO.	Pole Length Anchor Size	Year Set	Record			Proposed				Item No.	LOCATION AND NATURE OF WORK <small>If not in accordance with Joint Pole agreement and outline-stain masses.</small>	BILL CODE	UTILITY	BILL CODE	UTILITY	ACCOUNTING DIRECTIONS
			Class	E	M	HLA	E	M	HLA				NG	E	NG	
				L	L		16KV 24	16KV 55		C 21		1				
148020M	50	72	G/ CL1	33-4 22-1	43-10 21-3		33-1 22-1	43-10 26-4		22-1		2	287			
				TN 22	23-1 C 23		TN 22	21-3 C 24				3				
			ARM				.50 FREE			.50	164a	4		1 FREE		
				L	L		16KV 23	16KV 57		C 20		6				
138060M	50	72	G/ CL4	33-4 22-1	43-10 21-2		33-2	43-10 27-9		25-1		7	274			
				TN 22	24-2 C 24			C 27 C 26				8				
								TN 25				9				
			ARM					.50 FREE		.50	164a	10				
				L	L		16KV 22	16KV 56		C 22		12				
138059M	50	72	FT/ CL3	33-1	43-10 23-5		35-1	43-8 29-4		25-1		13	276			
					26-3 C 26			24-6 C 28				14				
								C 28 C 27				15				
												16				
												17				
												18				
												19				

POLE LEGEND:
 P = PULL (Item 5A)
 MS = PULL BUTT
 T = TRANSPORT (Item 5B)
 S = SALVAGE
 D = DISPOSE (Item 5C)
 TN = TENANT

L = LOWER TOP (Item 5E)
 CPOG = FOOTAGE CUT
 SCZ = SAFETY CLEARANCE ZONE

ANCHORARM LEGEND:
 AR = ANCHORARM REMOVED
 AT = ANCHORARM TRANSFERRED

Show Quantity of Items to be billed in the Column of Party to be Paid.

GEOGRAPHICAL LOCATION
 WEST
 COMMUNITY

COL TOT 257 0
 PAGE TOTAL 257 0

BILL NO. 854

BILL NO. 855

BILL NO. _____

BILL NO. _____

BILL NO. _____

AMOUNT DUE			
BILL CODE	UTILITY	BILL CODE	UTILITY
	NG		H
1			
2			
3			
4			
5			
6			
7			
8			
9			
10			
11			
12			
13			
14			
15			
16			
17			
18			
19			
COL TOT	0		0

AMOUNT DUE			
BILL CODE	UTILITY	BILL CODE	UTILITY
	M		NG
1			
2	279		
3			
4			
5			
6			
7	281		
8			
9			
10		1 FREE	
11			
12			
13	292		
14			
15			
16			
17			
18			
19			
COL TOT	252		0

AMOUNT DUE			
BILL CODE	UTILITY	BILL CODE	UTILITY
1			
2			
3			
4			
5			
6			
7			
8			
9			
10			
11			
12			
13			
14			
15			
16			
17			
18			
19			
COL TOT			

AMOUNT DUE			
BILL CODE	UTILITY	BILL CODE	UTILITY
1			
2			
3			
4			
5			
6			
7			
8			
9			
10			
11			
12			
13			
14			
15			
16			
17			
18			
19			
COL TOT			

AMOUNT DUE			
BILL CODE	UTILITY	BILL CODE	UTILITY
1			
2			
3			
4			
5			
6			
7			
8			
9			
10			
11			
12			
13			
14			
15			
16			
17			
18			
19			
COL TOT			

ACCOUNTING DIRECTIONS

PAGE TOTAL 0 0

PAGE TOTAL 252 0

PAGE TOTAL _____

PAGE TOTAL _____

PAGE TOTAL _____

POLE NO.	Pole Length Anchor Size	Year Est.	Pole Ttl Class Anchor Dist.	Record				Proposed				Item No.	LOCATION AND NATURE OF WORK <small>If not in accordance with Joint Pole agreement and routine state reasons.</small>	BILL CODE	UTILITY E AMOUNT	BILL CODE	UTILITY NG AMOUNT	ACCOUNTING DIRECTIONS
				E	M	HLA	NG	E	M	HLA	NG							
				L				16KV			C		NG TO PURCH SEC 4.0; NG TO PL ANC SEC 12.0	1				
4701461E	40	06	FT / CL4	100				34-4 23-5			24-1		VERMONT AV WIS 90' N/O 93rd ST	2	2,681			
	1"	16	N								ALL	111b		3				
														4				
				L				16KV			C		NG TO PURCH SEC 4.0	5				
422010M	50	14	FT / CL3		100			43-3 34-11			23-1		VERMONT AV & 93RD ST	6				
								22-4 C 34						7				
								C 33 C 32						8				
														9				
				L				16KV			C		NG TO PURCH SEC 4.0; NG TO PL ANC SEC 12.0	10				
9348M	60	79	FT / CL2		100			52-8 38-15 22-11 C 38 C 37			23-1		VERMONT & 93RD W/E/COR	11				
								C 36 C 35						12				
								C 35 C 35						13				
								C 24						14				
	1"	16	N								ALL	111b		15				
														16				
														17				
														18				
														19				

POLE LEGEND:
 P = PULL (Rev 5A)
 PS = PULL BUTT
 T = TRANSPORT (Rev 6R)
 S = SALVAGE
 D = DISPOSE (Rev 3G)
 TN = TENANT

L = LOWER TOP (Rev 5E)
 C(O) = FOOTAGE CUT
 SCZ = SAFETY CLEARANCE ZONE

ANCHORARM LEGEND:
 AR = ANCHORARM REMOVED
 AT = ANCHORARM TRANSFERRED

Show Quantity of Items to be billed in the Column of Party to be Paid.

GEOGRAPHICAL LOCATION
 WESTMONT
 COMMUNITY

COL TOT 681 0
 PAGE TOTAL 681 0

BILL NO. 854

BILL NO. 855

BILL NO. _____

BILL NO. _____

BILL NO. _____

J.P. AUTH. NO. NG365242-02-41

AMOUNT DUE			
BILL CODE	UTILITY	BILL CODE	UTILITY
	NG		H
1			
2			
3			
4			
5			
6			
7			
8			
9			
10			
11			
12			
13			
14			
15			
16			
17			
18			
19			
COL TOT	0		0

AMOUNT DUE			
BILL CODE	UTILITY	BILL CODE	UTILITY
	M		NG
1			
2			
3			
4			
5			
6	2 1145		
7			
8			
9			
10			
11	2 262		
12			
13			
14			
15			
16			
17			
18			
19			
COL TOT	1407		0

AMOUNT DUE			
BILL CODE	UTILITY	BILL CODE	UTILITY
1			
2			
3			
4			
5			
6			
7			
8			
9			
10			
11			
12			
13			
14			
15			
16			
17			
18			
19			
COL TOT			

AMOUNT DUE			
BILL CODE	UTILITY	BILL CODE	UTILITY
1			
2			
3			
4			
5			
6			
7			
8			
9			
10			
11			
12			
13			
14			
15			
16			
17			
18			
19			
COL TOT			

AMOUNT DUE			
BILL CODE	UTILITY	BILL CODE	UTILITY
1			
2			
3			
4			
5			
6			
7			
8			
9			
10			
11			
12			
13			
14			
15			
16			
17			
18			
19			
COL TOT			

ACCOUNTING DIRECTIONS

PAGE TOTAL 0 0

PAGE TOTAL 1407 0

PAGE TOTAL _____

PAGE TOTAL _____

PAGE TOTAL _____

POLE NO.	Pole Length (Inches)	Year Set	Pole Top Class (Anchor Dist.)	Record				Proposed				Item No.	LOCATION AND NATURE OF WORK If not by accordance with Joint Pole agreement and online-stain reasons.	BILL CODE	AMOUNT		ACCOUNTING DIRECTIONS:
				E	M	HLA	NG	E	M	HLA	NG				E	NG	
					L				16KV		C		NG TO PURCH SEC 4.0; NG TO PL AND SEC 12.0	1			
265336M	45	58	FT / CL3		100				39 - 4 29 - 5		24 - 1		93rd ST W/S 75' E/O VERMONT AV	2			
									23 - 5 C 29					3			
									C 27 C 25					4			
									TN 23					5			
	1*	16	E								ALL	111b		6			
														7			
					L				16KV		C		NG TO PURCH SEC 4.0; NG TO PL F-ARM SEC 12.0	8			
9349M	55	35	FT / CL3		100				48 - 15 27 - 4		23 - 1		VERMONT AV E/S 110' S/O 93rd ST	9			
									22 - 4 C 27					10			
									C 26 C 25					11			
											ALL	164c		12			
														13			
														14			
														15			
														16			
														17			
														18			
														19			

POLE LEGEND: L = LOWER TOP (Item 52)
 P = PULL (Item 5A) C(P) = FOOTAGE CUT
 PB = PULL BUTT SCZ = SAFETY CLEARANCE ZONE
 T = TRANSPORT (Item 5B)
 S = SALVAGE ANCHORARM LEGEND:
 D = DISPOSE (Item 5C) AR = ANCHORARM REMOVED
 TN = TENANT AT = ANCHORARM TRANSFERRED

Show Quantity of Items to be billed in the Column of Party to be Paid.

GEOGRAPHICAL LOCATION
 WESTMONT
 COMMUNITY

COL TOT	0	0
PAGE TOTAL	0	0

BILL NO. 854

BILL NO. 855

BILL NO.

BILL NO.

BILL NO.

J.P. AUTH. NO. NG365242-02-41

AMOUNT DUE			
BILL CODE	UTILITY	BILL CODE	UTILITY
	NG		H
1			
2			
3			
4			
5			
6			
7			
8			
9			
10			
11			
12			
13			
14			
15			
16			
17			
18			
19			
COL TOT	0	0	

AMOUNT DUE			
BILL CODE	UTILITY	BILL CODE	UTILITY
	M		NG
1			
2	2 259		
3			
4			
5			
6			
7			
8			
9	2 246		
10			
11			
12			
13			
14			
15			
16			
17			
18			
19			
COL TOT	505	0	

AMOUNT DUE			
BILL CODE	UTILITY	BILL CODE	UTILITY
1			
2			
3			
4			
5			
6			
7			
8			
9			
10			
11			
12			
13			
14			
15			
16			
17			
18			
19			
COL TOT			

AMOUNT DUE			
BILL CODE	UTILITY	BILL CODE	UTILITY
1			
2			
3			
4			
5			
6			
7			
8			
9			
10			
11			
12			
13			
14			
15			
16			
17			
18			
19			
COL TOT			

AMOUNT DUE			
BILL CODE	UTILITY	BILL CODE	UTILITY
1			
2			
3			
4			
5			
6			
7			
8			
9			
10			
11			
12			
13			
14			
15			
16			
17			
18			
19			
COL TOT			

ACCOUNTING DIRECTIONS

PAGE TOTAL 0 0

PAGE TOTAL 505 0

PAGE TOTAL

PAGE TOTAL

PAGE TOTAL

PAGE NO. 6A

BILL NO. 10-19-615, 855, 854

FINAL AUTHORIZATION FOR JOINT POLE TRANSACTION

J.P. FORM 2-1 Rev 07/13

PAGE NO. 1

This authorization is in accordance with Joint Pole Agreement and Routine. The undersigned have agreed on joint work as specified heron.

Date Prepared 6/3/2019 In Field By Telephone Date Completed JUN 10 2019 No. of Pages 6 J.P. Auth No NG365242-02-41

COSTS and BILLING DATA

- BILLING CODES**
 1. PLACED CURRENT YEAR
 2. PLACED PRIOR YEAR
 3. UNAUTHORIZED ATTACHMENT
 4. SALVAGE VALUE
 5. AUTHORIZED COSTS

UTILITY	REPRESENTATIVE	DISTRICT-DIVISION-EXCHANGE	APPROVED	TAXING INSTRUCTIONS	ACCOUNTING DATA
E	Tim Wilkerson	LOS ANGELES	M. WAZEWSKI	TORRANCE	4080 44 395
M	D. Walls	LOS ANGELES	W. SALVADOR	LOS ANGELES	RECORD ONLY
HLA	H Roundfield	LOS ANGELES	B. BARRERA	LOS ANGELES	A312
NG	Michael McKay	SAN JOSE	EARLE CARRION	SANTA CLARA	JOB TMO-365241 TMO1890 / MAP 6471-1804

BILL NO. 615

Proposed Way

POLE NO.	Pole Length Anchor Size	Year Set	File Type Class Anchor Dist.	Record			Proposed				Item No.	LOCATION AND NATURE OF WORK <small>If not in accordance with Joint Pole agreement and routine-state reasons.</small>	BILL CODE	AMOUNT DUE		ACCOUNTING DIRECTIONS
				E	M	HLA	E	M	HLA	NG				E	NG	
X12951E	35	14	FT / CL5	100					16KV					1		
	1"	16	W											2	2,997	
														3		
														4		
									16KV					5		
X12953E	35	14	FT / CL5	100					16KV					6	2,997	
														7		
									16KV					8		
933500E	45	14	FT / CL5	100					16KV					9	2,114.7	
														10		
														11		
														12		
														13		
												CCL TOT	3141	0		

POLE LEGEND:
 P = PULL (Item SA)
 PB = PULL BUTT
 T = TRANSPORT (Item SB)
 S = SALVAGE
 D = DISPOSE (Item SC)
 TN = TENANT
 L = LOWER TOP (Item SE)
 CDX = FOOTAGE CUT
 SCZ = SAFETY CLEARANCE ZONE
ANCHORARM LEGEND:
 AR = ANCHORARM REMOVED
 AT = ANCHORARM TRANSFERRED

Show quantity of items to be billed in the Column of Party to be Paid.

GEOGRAPHICAL LOCATION
WESTMONT

FORM 48 SENT 2/27/2017

PA 3141 0

COSTS and BILLING DATE

BILL NO. 10-19-855,854

FINAL

BILLING CODES

- 1. PLACED CURRENT YEAR
- 2. PLACED PRIOR YEAR
- 3. UNAUTHORIZED ATTACHMENT
- 4. SALVAGE VALUE
- 5. AUTHORIZED COST

J.P. AUTH. NO. NG365242-02-41

BILL NO. 855

AMOUNT DUE			
BILL CODE	UTILITY	BILL CODE	UTILITY
	M		NG
	TOTAL AMT		TOTAL AMT
	2522		0
	AMOUNT		AMOUNT

BILL NO. 854

AMOUNT DUE			
BILL CODE	UTILITY	BILL CODE	UTILITY
	NG		H
	TOTAL AMT		TOTAL AMT
	0		345
	AMOUNT		AMOUNT

BILL NO.

AMOUNT DUE			
BILL CODE	UTILITY	BILL CODE	UTILITY
	TOTAL AMT		TOTAL AMT
	AMOUNT		AMOUNT

BILL NO.

AMOUNT DUE			
BILL CODE	UTILITY	BILL CODE	UTILITY
	TOTAL AMT		TOTAL AMT
	AMOUNT		AMOUNT

BILL NO.

AMOUNT DUE			
BILL CODE	UTILITY	BILL CODE	UTILITY
	TOTAL AMT		TOTAL AMT
	AMOUNT		AMOUNT

ACCOUNTING DIRECTIONS:

1.			
2.			
3.			
4.			
5.			
6.			
7.			
8.			
9.			
10.			
11.			
12.			
13.			
COL	0		0
TOL			

1.			
2.			
3.			
4.			
5.			
6.			
7.			
8.			
9.			
10.			
11.			
12.			
13.			
COL	0		0
TOL			

1.			
2.			
3.			
4.			
5.			
6.			
7.			
8.			
9.			
10.			
11.			
12.			
13.			
COL			
TOL			

1.			
2.			
3.			
4.			
5.			
6.			
7.			
8.			
9.			
10.			
11.			
12.			
13.			
COL			
TOL			

1.			
2.			
3.			
4.			
5.			
6.			
7.			
8.			
9.			
10.			
11.			
12.			
13.			
COL			
TOL			

1.			
2.			
3.			
4.			
5.			
6.			
7.			
8.			
9.			
10.			
11.			
12.			
13.			

POLE NO.	Pole Length Anchor Size	Year Set	Pole Top Class Anchor Dist.	Record			Proposed				Item No.	LOCATION AND NATURE OF WORK <small>If not in accordance with Joint Pole agreement and routine state reasons.</small>	BILL CODE	UTILITY	BILL CODE	ACCOUNTING DIRECTIONS:
				E	M	HLA	E	M	HLA	NG				E	NG	
				L		C										
103373H	45	70	FT / CL4	.80	.40	24'	39-5 28-2		24-6	28-1		VERMONT AV A/W 18' S/O 94TH ST	2	97		
	1"	16	S				25-1 TN 28		6	1						
							16KV									
X12817E	40	14	FT / CL5	100			34-1 26-8			27-1		94TH ST S/S 370' 10' W/O VERMONT AV	7	1180		
	1"	16	E													
				L		C	16KV					NG TO PURCH SEC 4.0; NG TO PL ANC SEC 12.0				
559970E	40	40	FT / CL3	34-11	23-5		34-4 24-1		23-5	24-1		VERMONT AV A/W 66' N/O 94TH ST	11	91		
							TN 24									
			ARM				.50 FREE			.50						1 free
							4.5									
						C						NG TO PURCH SEC 4.0; NG TO REARRANGE SEC 10.9				
817363H	30	72	FT / CL3		100				24-6 TN 23	25-1		VERMONT AV A/W 10' S/O 93rd ST	16			

POLE LEGEND:
 P = PULL (Item 5A)
 PB = PULL BUTT
 T = TRANSPORT (Item 6B)
 S = SALVAGE
 D = DISPOSE (Item 6C)
 TN = TENANT

L = LOWER TOP (Item 5E)
 CPOX = FOOTAGE CUT
 SCZ = SAFETY CLEARANCE ZONE

ANCHORARM LEGEND:
 AR = ANCHORARM REMOVED
 AT = ANCHORARM TRANSFERRED

Show Quantity of Items to be billed in the Column of Party to be Paid.

GEOGRAPHICAL LOCATION
 WESTMONT
 COMMUNITY

COL TOT 1,368 0
 PAGE TOTAL 1,368 0

BILL NO. 855

BILL NO. 854

BILL NO.

BILL NO.

BILL NO.

J.P. AUTH. NO. NG365242-02-41

AMOUNT DUE			
BILL CODE	UTILITY	BILL CODE	UTILITY
	M		NG
1			
2			
3			
4			
5			
6			
7			
8			
9			
10			
11			
12			
13			
14			
15			
16			
17			
18			
19			
COL TOT	0		0

AMOUNT DUE			
BILL CODE	UTILITY	BILL CODE	UTILITY
	NG		H
1			
2			281
3			
4			
5			
6			
7			
8			
9			
10			
11			283
12			
13			
14			
15			
16			2181
17			
18			
19			
COL TOT	0		345

AMOUNT DUE			
BILL CODE	UTILITY	BILL CODE	UTILITY
1			
2			
3			
4			
5			
6			
7			
8			
9			
10			
11			
12			
13			
14			
15			
16			
17			
18			
19			
COL TOT			

AMOUNT DUE			
BILL CODE	UTILITY	BILL CODE	UTILITY
1			
2			
3			
4			
5			
6			
7			
8			
9			
10			
11			
12			
13			
14			
15			
16			
17			
18			
19			
COL TOT			

AMOUNT DUE			
BILL CODE	UTILITY	BILL CODE	UTILITY
1			
2			
3			
4			
5			
6			
7			
8			
9			
10			
11			
12			
13			
14			
15			
16			
17			
18			
19			
COL TOT			

ACCOUNTING DIRECTIONS

PAGE TOTAL 0 0

PAGE TOTAL 0 345

PAGE TOTAL

PAGE TOTAL

PAGE TOTAL

POLE NO.	Pole Length Anchor Side	Year Set	Pole Top Class Anchor Dist.	Record				Proposed				Item No.	LOCATION AND NATURE OF WORK <small>If not in accordance with Joint Pole agreement and routine state reasons.</small>	BILL CODE	UTILITY	UTILITY	ACCOUNTING DIRECTION	
				E	M	HLA	NG	E	M	HLA	NG				E	NG		
				L	L			16KV	16KV			C		NG TO PURCH SEC 4.0; NG TO PLANC SEC 12.0	1			
170493M	50	72	G / CL4	33-4 21-1	43-10 23-2		2	33-4 21-1	43-10 25-4			20-1		93RD ST S/S 390' E/O BUDLONG AV	2	274		
				TN 21	20-2 C 23			5	19-1 C 25			1			3			
									C 24 C 23						4			
									TN 22						5			
	1"	85	N						15				ALL	111b	6			
															7			
				L	L			16KV	16KV				C	NG TO PURCH SEC 4.0	8			
138061M	50	72	G / CL4	33-3 22-1	43-10 21-2		2	33-3 22-1	43-10 26-4			20-1		93RD ST S/S 430' W/O AAWO VERMONT AV	9	274		
				TN 22	25-3 C 25			TN 22	21-1 19-1						10			
								4	C 26 C 25			1			11			
									C 24 TN 23						12			
									16						13			
				L	L			16KV	16KV				C	NG TO PURCH SEC 4.0	14			
4352964E	50	88	FT / CL4	38-9 22-4	43-4 24-2		1	38-9 22-2	43-4 26-4			20-1		93RD ST S/S 294' W/O AAWO VERMONT	15	294		
				TN 22	C 24			9	19-1 C 26			1			16			
									C 25 C 24						17			
									TN 23						18			
								9							19			

POLE LEGEND:
 P = PULL (Item 5A)
 PB = FULL BUTT
 T = TRANSPORT (Item 5B)
 S = SALVAGE
 D = DISPOSE (Item 5C)
 TN = TENANT

L = LOWER TOP (Item 5E)
 C(PX) = FOOTAGE CUT
 SCZ = SAFETY CLEARANCE ZONE

ANCHORARM LEGEND:
 AR = ANCHORARM REMOVED
 AT = ANCHORARM TRANSFERRED

Show Quantity of Items to be billed in the Column of Party to be Paid.

GEOGRAPHICAL LOCATION
 WESTMONT
 COMMUNITY

COL TOT 242 0
 PAGE TOTAL 242 0

BILL NO. 855

BILL NO. 854

BILL NO.

BILL NO.

BILL NO.

J.P. AUTH. NO. NG365242-02-41

AMOUNT DUE			
BILL CODE	UTILITY	BILL CODE	UTILITY
	M		NG
1			
2	2 89		
3			
4			
5			
6			
7			
8			
9	2 89		
10			
11			
12			
13			
14			
15	2 79		
16			
17			
18			
19			
COL TOT	25.7	0	

AMOUNT DUE			
BILL CODE	UTILITY	BILL CODE	UTILITY
	NG		H
1			
2			
3			
4			
5			
6			
7			
8			
9			
10			
11			
12			
13			
14			
15			
16			
17			
18			
19			
COL TOT	0	0	

AMOUNT DUE			
BILL CODE	UTILITY	BILL CODE	UTILITY
1			
2			
3			
4			
5			
6			
7			
8			
9			
10			
11			
12			
13			
14			
15			
16			
17			
18			
19			
COL TOT			

AMOUNT DUE			
BILL CODE	UTILITY	BILL CODE	UTILITY
1			
2			
3			
4			
5			
6			
7			
8			
9			
10			
11			
12			
13			
14			
15			
16			
17			
18			
19			
COL TOT			

AMOUNT DUE			
BILL CODE	UTILITY	BILL CODE	UTILITY
1			
2			
3			
4			
5			
6			
7			
8			
9			
10			
11			
12			
13			
14			
15			
16			
17			
18			
19			
COL TOT			

ACCOUNTING DIRECTIONS

POLE NO.	Pole Length Anchor Size	Year Set	Pole TR Class Anchor Dist.	Record			Proposed				Item No.	LOCATION AND NATURE OF WORK <small>If not in accordance with Joint Pole agreement and receive-site record.</small>	BILL CODE	UTILITY	UTILITY	ACCOUNTING DIRECTIONS
				E	M	HLA	E	M	HLA	NG				E	NG	
				L	L		16KV	16KV			C		1			
146020M	50	72	G/CL1	33-4 22-1	43-10 21-3		33-1 22-1	43-10 26-4			22-1		2	87		
				TN 22	23-1 C 23		TN 22	21-3 C 24			.5		3			
			ARM				.50 FREE	.17			.50	164a	4		1 FREE	
							1.5	.42					5			
				L	L		16KV	16KV			C		6			
138050M	50	72	G/CL4	33-4 22-1	43-10 21-2		33-2	43-10 27-3			28-1		7	74		
				TN 22	24-2 C 24		2	C 27 C 25			.5		8			
								TN 25 18.5					9			
			ARM					.50 FREE			.50	164a	10			
								1					11			
				L	L		16KV	16KV			C		12			
138059M	50	72	FT/CL3	33-1	43-10 23-5		35-1	43-8 29-4			25-1		13	76		
					26-3 C 26		1	24-6 C 29			1		14			
								C 28 C 27					15			
								18					16			
													17			
													18			
													19			

POLE LEGEND:
 P = PULL (Item 5A)
 PB = PULL BUTT
 T = TRANSPORT (Item 5B)
 S = SALVAGE
 D = DISPOSE (Item 5C)
 TN = TENANT

L = LOWER TOP (Item 5C)
 C(PX) = FOOTAGE CUT
 SCZ = SAFETY CLEARANCE ZONE

ANCHORARM LEGEND:
 AR = ANCHORARM REMOVED
 AT = ANCHORARM TRANSFERRED

Show Quantity of Items to be billed in the Columns of Party to be Paid.

GEOGRAPHICAL LOCATION
 WEST
 COMMUNITY

COL TOT 237 0
 PAGE TOTAL 237 0

BILL NO. 855

BILL NO. 854

BILL NO.

BILL NO.

BILL NO.

J.P. AUTH. NO. NG365242-02-41

AMOUNT DUE			
BILL CODE	UTILITY	BILL CODE	UTILITY
	M		NG
1			
2	279		
3			
4			
5			
6			
7	281		
8			
9			
10		1 FREE	
11			
12			
13	292		
14			
15			
16			
17			
18			
19			
COL TOT	252	0	

AMOUNT DUE			
BILL CODE	UTILITY	BILL CODE	UTILITY
	NG		H
1			
2			
3			
4			
5			
6			
7			
8			
9			
10			
11			
12			
13			
14			
15			
16			
17			
18			
19			
COL TOT	0	0	

AMOUNT DUE			
BILL CODE	UTILITY	BILL CODE	UTILITY
1			
2			
3			
4			
5			
6			
7			
8			
9			
10			
11			
12			
13			
14			
15			
16			
17			
18			
19			
COL TOT			

AMOUNT DUE			
BILL CODE	UTILITY	BILL CODE	UTILITY
1			
2			
3			
4			
5			
6			
7			
8			
9			
10			
11			
12			
13			
14			
15			
16			
17			
18			
19			
COL TOT			

AMOUNT DUE			
BILL CODE	UTILITY	BILL CODE	UTILITY
1			
2			
3			
4			
5			
6			
7			
8			
9			
10			
11			
12			
13			
14			
15			
16			
17			
18			
19			
COL TOT			

ACCOUNTING DIRECTIONS

POLE NO.	Pole Length Anchor Size	Year Del	Pole Top Class Anchor Class	Record				Proposed				Item No.	LOCATION AND NATURE OF WORK Find in accordance with Joint Pole agreement and state-state reasons.	BILL CODE	UTILITY	UTILITY	ACCOUNTING DIRECTIONS	
				E	M	HLA	NG	E	M	HLA	NG				E	AMOUNT		NG
				L				16KV				C		NG TO PURCH SEC 4.0; NG TO PLANC SEC 12.0	1			
4701461E	40	08	FT / CL4	100				34-4 23-5				24-1		VERMONT AV WWS 90' N/O 93rd ST	2	2	382	
	1"	16	N									ALL	111b		3			
															4			
				L				16KV				C		NG TO PURCH SEC 4.0	5			
422010M	50	14	FT / CL3	100				43-3 34-11				23-1		VERMONT AV & 93RD ST	6			
								22-4 C 34							7			
								C 33 C 32							8			
															9			
				L				16KV				C		NG TO PURCH SEC 4.0; NG TO PLANC SEC 12.0	10			
9346M	60	79	FT / CL2	100				52-8 38-15 22-11 C 38 C 37				23-1		VERMONT & 93RD W/SCOR	11			
								C 36 C 35							12			
								C 24							13			
															14			
	1"	16	N									ALL	111b		15			
															16			
															17			
															18			
															19			

POLE LEGEND:
 P = PULL (Item 5A)
 PD = PULL BUTT
 T = TRANSPORT (Item 5B)
 S = SALVAGE
 D = DISPOSE (Item 5C)
 TN = TENANT

L = LOWER TOP (Item 5E)
 OXX = FOOTAGE CUT
 SCZ = SAFETY CLEARANCE ZONE

ANCHORARM LEGEND:
 AR = ANCHORARM REMOVED
 AT = ANCHORARM TRANSFERRED

Show Quantity of Items to be Billed in the Column of Party to be Paid.

GEOGRAPHICAL LOCATION
 WESTMONT
 COMMUNITY

COL TOT 382 0
 PAGE TOTAL 382 0

BILL NO. 855

BILL NO. 854

BILL NO.

BILL NO.

BILL NO.

J.P. AUTH. NO. NG365242-02-41

AMOUNT DUE			
BILL CODE	UTILITY	BILL CODE	UTILITY
	M		NG
1			
2			
3			
4			
5			
6	21246		
7			
8			
9			
10			
11	2262		
12			
13			
14			
15			
16			
17			
18			
19			
COL TOT	1508	0	

AMOUNT DUE			
BILL CODE	UTILITY	BILL CODE	UTILITY
	NG		H
1			
2			
3			
4			
5			
6			
7			
8			
9			
10			
11			
12			
13			
14			
15			
16			
17			
18			
19			
COL TOT	0	0	

AMOUNT DUE			
BILL CODE	UTILITY	BILL CODE	UTILITY
1			
2			
3			
4			
5			
6			
7			
8			
9			
10			
11			
12			
13			
14			
15			
16			
17			
18			
19			
COL TOT			

AMOUNT DUE			
BILL CODE	UTILITY	BILL CODE	UTILITY
1			
2			
3			
4			
5			
6			
7			
8			
9			
10			
11			
12			
13			
14			
15			
16			
17			
18			
19			
COL TOT			

AMOUNT DUE			
BILL CODE	UTILITY	BILL CODE	UTILITY
1			
2			
3			
4			
5			
6			
7			
8			
9			
10			
11			
12			
13			
14			
15			
16			
17			
18			
19			
COL TOT			

ACCOUNTING DIRECTIONS

PAGE TOTAL 1508 0

PAGE TOTAL 0 0

PAGE TOTAL


PAGE TOTAL

PAGE TOTAL

POLE NO.	Pole Length Anchor Size	Year Set	Pole Top Class Anchor Dist.	Record				Proposed				Item No.	LOCATION AND NATURE OF WORK If not in accordance with Joint Pole agreement and routine-scale reasons.	BILL CODE	E AMOUNT	NG AMOUNT	ACCOUNTING DIRECTIONS
				E	M	HLA	NG	E	M	HLA	NG						
					L				16KV		C		NG TO PURCH SEC 4.0; NG TO PL ANC SEC 12.0	1			
265336M	45	58	FT / CL3		100				38-4 29-5		24-1		93rd ST N/S 75' E/O VERMONT AV	2			
									23-5 C 29					3			
									C 27 C 25					4			
									TN 23					5			
	1"	16	E								ALL	111b		6			
														7			
					L				16KV		C		NG TO PURCH SEC 4.0; NG TO PL F-ARM SEC 12.0	8			
9349M	55	35	FT / CL3		100				48-15 27-4		23-1		VERMONT AV E/S 110' S/O 93rd ST	9			
									22-4 C 27					10			
									C 28 C 25					11			
											ALL	164c		12			
														13			
														14			
														15			
														16			
														17			
														18			
														19			

POLE LEGEND: L = LOWER TOP (Item 35)
 P = PULL (Item 3A) CPDQ = FOOTAGE CUT
 PB = PULL BUFT SCZ = SAFETY CLEARANCE ZONE
 T = TRANSPORT (Item 3B)
 S = SALVAGE ANCHORARM LEGEND:
 D = DISPOSE (Item 3C) AR = ANCHORARM REMOVED
 TN = TENANT AT = ANCHORARM TRANSFERRED

Show Quantity of
Items to be billed
in the Column of
Party to be Paid.



COL TOT 0 0
 PAGE TOTAL 0 0

BILL NO. 855

BILL NO. 854

BILL NO.

BILL NO.

BILL NO.

J.P. AUTH. NO. NG365242-02-41

AMOUNT DUE			
BILL CODE	UTILITY	BILL CODE	UTILITY
	M		NG
1			
2	2 259		
3			
4			
5			
6			
7			
8			
9	2 240		
10			
11			
12			
13			
14			
15			
16			
17			
18			
19			
COL TOT	505	0	

AMOUNT DUE			
BILL CODE	UTILITY	BILL CODE	UTILITY
	NG		H
1			
2			
3			
4			
5			
6			
7			
8			
9			
10			
11			
12			
13			
14			
15			
16			
17			
18			
19			
COL TOT	0	0	

AMOUNT DUE			
BILL CODE	UTILITY	BILL CODE	UTILITY
1			
2			
3			
4			
5			
6			
7			
8			
9			
10			
11			
12			
13			
14			
15			
16			
17			
18			
19			
COL TOT			

AMOUNT DUE			
BILL CODE	UTILITY	BILL CODE	UTILITY
1			
2			
3			
4			
5			
6			
7			
8			
9			
10			
11			
12			
13			
14			
15			
16			
17			
18			
19			
COL TOT			

AMOUNT DUE			
BILL CODE	UTILITY	BILL CODE	UTILITY
1			
2			
3			
4			
5			
6			
7			
8			
9			
10			
11			
12			
13			
14			
15			
16			
17			
18			
19			
COL TOT			

ACCOUNTING DIRECTIONS

PAGE TOTAL 505 0

PAGE TOTAL 0 0

PAGE TOTAL

PAGE TOTAL

PAGE TOTAL

BILL NO. 10-19-615, 854

FINAL AUTHORIZATION FOR JOINT POLE TRANSACTION

J.P. FORM 2-1 Rev 07/13

PAGE NO. 1 This authorization is in accordance with Joint Pole Agreement and Routine. The undersigned have agreed on joint work as specified herein.

Date Prepared 5/22/2019 In Field [] By Telephone [] Date Completed MAY 28 2019 No. of Pages 2 J.P. Auth No NG355951-02-14

COSTS and BILLING DATA

- BILLING CODES
1. PLACED CURRENT YEAR
2. PLACED PRIOR YEAR
3. UNAUTHORIZED ATTACHMENT
4. SALVAGE VALUE
6. AUTHORIZED COSTS

Table with columns: UTILITY, REPRESENTATIVE, DISTRICT-DIVISION-EXCHANGE, APPROVED, TAXING INSTRUCTIONS, ACCOUNTING DATA. Rows include HARRY FLUKE, MONTEBELLO, M. WAZEWSKI, MONTEREY PARK, etc.

BILL NO. 615

Current Way

Main table with columns: POLE NO., Pole Length, Year Set, Pole Test, Record (E, HLA, NG), Proposed (E, HLA, NG), Item No., LOCATION AND NATURE OF WORK, BILL CODE, TOTAL AMT, AMOUNT, ACCOUNTING DIRECTIONS.

POLE LEGEND: L = LOWER TOP (Item 96), P = PULL (Item 5A), PB = PULL BUTT, T = TRANSPORT (Item 5B), S = SALVAGE, D = DISPOSE (Item 5C), TN = TENANT. ANCHORARM LEGEND: AR = ANCHORARM REMOVED, AT = ANCHORARM TRANSFERRED.

Show quantity of items to be billed in the Column of Party to be Paid.

GEOGRAPHICAL LOCATION LOS ANGELES

FORM 48 SENT 1/19/2017

CCL TOT 845 0 PAGE TOTAL 845 0

COSTS and BILLING DATE

BILL NO. 10-19-854

FINAL

BILLING CODES

1. PLACED CURRENT YEAR
2. PLACED PRIOR YEAR
3. UNAUTHORIZED ATTACHMENT
4. SALVAGE VALUE
5. AUTHORIZED COST

J.P. AUTH. NO. NG355951-02-14

BILL NO. **854**

AMOUNT DUE			
BILL CODE	UTILITY	BILL CODE	UTILITY
	NG		H
TOTAL AMT		TOTAL AMT	
0		1513	
AMOUNT		AMOUNT	

1.			
2.		23	98 254
3.			
4.			
5.			
6.		23	126 267
7.			
8.			
9.			
10.			
11.			
12.			
13.			
COL	0		745
TOL			

PAGE TOTAL 0 745

BILL NO.

AMOUNT DUE			
BILL CODE	UTILITY	BILL CODE	UTILITY
TOTAL AMT		TOTAL AMT	
AMOUNT		AMOUNT	

1.			
2.			
3.			
4.			
5.			
6.			
7.			
8.			
9.			
10.			
11.			
12.			
13.			
COL			
TOL			

PAGE TOTAL _____

BILL NO.

AMOUNT DUE			
BILL CODE	UTILITY	BILL CODE	UTILITY
TOTAL AMT		TOTAL AMT	
AMOUNT		AMOUNT	

1.			
2.			
3.			
4.			
5.			
6.			
7.			
8.			
9.			
10.			
11.			
12.			
13.			
COL			
TOL			

PAGE TOTAL _____

BILL NO.

AMOUNT DUE			
BILL CODE	UTILITY	BILL CODE	UTILITY
TOTAL AMT		TOTAL AMT	
AMOUNT		AMOUNT	

1.			
2.			
3.			
4.			
5.			
6.			
7.			
8.			
9.			
10.			
11.			
12.			
13.			
COL			
TOL			

PAGE TOTAL _____

BILL NO.

AMOUNT DUE			
BILL CODE	UTILITY	BILL CODE	UTILITY
TOTAL AMT		TOTAL AMT	
AMOUNT		AMOUNT	

1.			
2.			
3.			
4.			
5.			
6.			
7.			
8.			
9.			
10.			
11.			
12.			
13.			
COL			
TOL			

PAGE TOTAL _____

ACCOUNTING DIRECTIONS:

1.				1.
2.				2.
3.				3.
4.				4.
5.				5.
6.				6.
7.				7.
8.				8.
9.				9.
10.				10.
11.				11.
12.				12.
13.				13.

POLE NO.	Pole Length Anchor Dist	Year Set	Record			Proposed			Item No.	LOCATION AND NATURE OF WORK <small>If not in accordance with Joint Pole agreement and Article state reasons.</small>	BILL CODE	UTILITY	BILL CODE	ACCOUNTING DIRECTIONS:
			Class	E	HLA	NG	E	HLA				NG	UTILITY	
											AMOUNT	AMOUNT		
			H	C	C	18KV NO	32	20		NG TO PURCH SEC 4,4 & 4.1B; NG TO PL CA SEC 14.1; NG TO REARRANGE SEC 10.9	1			
1590954E	50	64	FT / CL4	.55	23'GR	(24-1)	43-12 25-1	24-8	25-1	ATLANTIC BL A/W 410' N/O CADIZ ST	2	127		
							TN 25				3	319		
			ARM				.50 FREE		.50	NG TO TRFR CATV TO NEW ARM - NO COST	4		1 FREE	NG - EFLOR
											5			
							18KV NO	C	20	NG TO PURCH SEC 4,1B NG TO PL ANC SEC 12.0	6			
4353186E	55	00	FT / CL3	48-16	25-8 TN 28	(26-1)	48-16	25-7 TN 25	28-1	ATLANTIC BL A/W E/S 255' N/O CADIZ ST	7	98		
	1"	16	S			(ALL)			ALL	NG TO PL ANC - UNAUTHORIZED	8	254		
											9			
											10			
											11			
											12			
											13			
											14			
											15			
											16			
											17			
											18			
											19			

POLE LEGEND:
 P = PULL (Item 5A)
 PB = PULL BUTT
 T = TRANSPORT (Item 5B)
 S = SALVAGE
 D = DISPOSE (Item 5C)
 TN = TENANT

L = LOWER TOP (Item 5D)
 CPOG = FOOTAGE CUT
 SCZ = SAFETY CLEARANCE ZONE

ANCHORARM LEGEND:
 AR = ANCHORARM REMOVED
 AT = ANCHORARM TRANSFERRED

Show Quantity of Items to be billed in the Columns of Party to be Paid.

GEOGRAPHICAL LOCATION
 LOS ANGELES
 COMMUNITY

COL TOT 798 0
 PAGE TOTAL 798 0

BILL NO. 854

BILL NO.

BILL NO.

BILL NO.

BILL NO.

J.P. AUTH. NO. NG355951-02-14

ACCOUNTING DIRECTIONS

AMOUNT DUE			
BILL CODE	UTILITY	BILL CODE	UTILITY
	NG		H
1			
2		2/3	106 267
3			
4			
5			
6			
7		2/3	117 278
8			
9			
10			
11			
12			
13			
14			
15			
16			
17			
18			
19			
CCL TOT	0		768

AMOUNT DUE			
BILL CODE	UTILITY	BILL CODE	UTILITY
1			
2			
3			
4			
5			
6			
7			
8			
9			
10			
11			
12			
13			
14			
15			
16			
17			
18			
19			
CCL TOT			

AMOUNT DUE			
BILL CODE	UTILITY	BILL CODE	UTILITY
1			
2			
3			
4			
5			
6			
7			
8			
9			
10			
11			
12			
13			
14			
15			
16			
17			
18			
19			
CCL TOT			

AMOUNT DUE			
BILL CODE	UTILITY	BILL CODE	UTILITY
1			
2			
3			
4			
5			
6			
7			
8			
9			
10			
11			
12			
13			
14			
15			
16			
17			
18			
19			
CCL TOT			

AMOUNT DUE			
BILL CODE	UTILITY	BILL CODE	UTILITY
1			
2			
3			
4			
5			
6			
7			
8			
9			
10			
11			
12			
13			
14			
15			
16			
17			
18			
19			
CCL TOT			

	1
	2
	3
	4
	5
	6
	7
	8
	9
	10
	11
	12
	13
	14
	15
	16
	17
	18
	19

BILL NO. 10-19-615, 854
 PAGE NO. 1 OF 1

FINAL AUTHORIZATION FOR JOINT POLE TRANSACTION

This authorization is in accordance with Joint Pole Agreement and Routine. The undersigned have agreed on joint work as specified hereon.

Date Prepared 5/22/2019 In Field
 Date Sent 4/5/2017 Confirming Agreement

By Telephone Date Completed _____ No. of Pages 1 OF 1 J.P. Auth. No. NG355951-02-14

COSTS and BILLING DATA

- BILLING CODES**
 1. PLACED CURRENT YEAR.
 2. PLACED PRIOR YEAR
 3. UNAUTHORIZED ATTACHMENT
 4. SALVAGE VALUE
 5. AUTHORIZED COSTS

UTILITY	REPRESENTATIVE	DISTRICT-DIVISION-EXCHANGE	APPROVED	TAXING INSTRUCTIONS	ACCOUNTING DATA
E			APPROVED		
HLA			APPROVED		
NG			APPROVED		

BILL NO. 615

Proposed Way

POLE NO.	Pole Length ft	Year Set	Pole Type Class Anchor Dirac	Record			Proposed			Item No.	LOCATION AND NATURE OF WORK <small>If not in accordance with Joint Pole agreement and routine state reasons.</small>	Item No.	AMOUNT DUE		ACCOUNTING DIRECTIONS
				E	HLA	NG	E	HLA	NG				UTILITY TOTAL AMT	UTILITY TOTAL AMT	
<u>PROPOSED WAY</u>															
<u>1672871E</u>	<u>55</u>	<u>66</u>	<u>FT CL3</u>	<u>48-18 28-1</u>	<u>24-6</u>	<u>(26-1)</u>	<u>49</u>	<u>30</u>	<u>21</u>		<u>NG TO PURCH SECTION 4.1B & 4.4</u>	<u>1</u>	<u>1567</u>	<u>0</u>	
							<u>48-10 25-1</u>	<u>24-6</u>	<u>28-1</u>		<u>ATLANCTIC BL A/W 151' S/O EL PORTAL PL</u>	<u>2</u>	<u>98</u>	<u>0</u>	
							<u>TN25</u>					<u>3</u>	<u>254</u>	<u>0</u>	
												<u>4</u>			
							<u>48</u>	<u>31</u>	<u>21</u>		<u>NG TO PURCH SECTION 4.1B & 4.4</u>	<u>5</u>			
<u>4353186E</u>	<u>55</u>	<u>00</u>	<u>FT CL3</u>	<u>48-16</u>	<u>26-8 T26</u>	<u>(26-1)</u>	<u>48-16</u>	<u>25-7 T25</u>	<u>26-1</u>		<u>ATLANCTIC BL A/W E/S 255' N/O CADIZ ST</u>	<u>6</u>	<u>117</u>	<u>0</u>	
												<u>7</u>	<u>303</u>	<u>0</u>	
												<u>8</u>			
												<u>9</u>			
												<u>10</u>			
												<u>11</u>			
												<u>12</u>			
												<u>13</u>			
													<u>772</u>	<u>0</u>	

POLE LEGEND:
 P = PULL (Item 5A)
 PB = PULL BUTT
 T = TRANSPORT (Item 5B)
 S = SALVAGE
 D = DISPOSAL (Item 5C)
 TN = TENANT

ANCHORARM LEGEND:
 AR = ANCHORARM REMOVED
 AT = ANCHORARM TRANSFERRED

Show Quantity of Items to be billed in the Column of Party to be Paid.

GEOGRAPHICAL LOCATION
GLENNVILLE
COMMUNITY

COSTS and BILLING DATE

BILL NO. 10-19-854

FINAL

BILLING CODES

1. PLACED CURRENT YEAR
2. PLACED PRIOR YEAR
3. UNAUTHORIZED ATTACHMENT
4. SALVAGE VALUE
5. AUTHORIZED COST

J.P. AUTH. NO. NG355951-02-14

BILL NO. **854**

AMOUNT DUE			
BILL CODE	UTILITY	BILL CODE	UTILITY
	NG		H
TOTAL AMT	TOTAL AMT	TOTAL AMT	TOTAL AMT
0	1601		
AMOUNT	AMOUNT	AMOUNT	AMOUNT
1.			
2.		2/3	117 303
3.			
4.			
5.			
6.		2/3	98 254
7.			
8.			
9.			
10.			
11.			
12.			
13.			
COL TOTAL	0	772	

BILL NO.

AMOUNT DUE			
BILL CODE	UTILITY	BILL CODE	UTILITY
TOTAL AMT	TOTAL AMT	TOTAL AMT	TOTAL AMT
AMOUNT	AMOUNT	AMOUNT	AMOUNT
1.			
2.			
3.			
4.			
5.			
6.			
7.			
8.			
9.			
10.			
11.			
12.			
13.			
COL TOTAL			

BILL NO.

AMOUNT DUE			
BILL CODE	UTILITY	BILL CODE	UTILITY
TOTAL AMT	TOTAL AMT	TOTAL AMT	TOTAL AMT
AMOUNT	AMOUNT	AMOUNT	AMOUNT
1.			
2.			
3.			
4.			
5.			
6.			
7.			
8.			
9.			
10.			
11.			
12.			
13.			
COL TOTAL			

BILL NO.

AMOUNT DUE			
BILL CODE	UTILITY	BILL CODE	UTILITY
TOTAL AMT	TOTAL AMT	TOTAL AMT	TOTAL AMT
AMOUNT	AMOUNT	AMOUNT	AMOUNT
1.			
2.			
3.			
4.			
5.			
6.			
7.			
8.			
9.			
10.			
11.			
12.			
13.			
COL TOTAL			

BILL NO.

AMOUNT DUE			
BILL CODE	UTILITY	BILL CODE	UTILITY
TOTAL AMT	TOTAL AMT	TOTAL AMT	TOTAL AMT
AMOUNT	AMOUNT	AMOUNT	AMOUNT
1.			
2.			
3.			
4.			
5.			
6.			
7.			
8.			
9.			
10.			
11.			
12.			
13.			
COL TOTAL			

ACCOUNTING DIRECTIONS:

FINAL

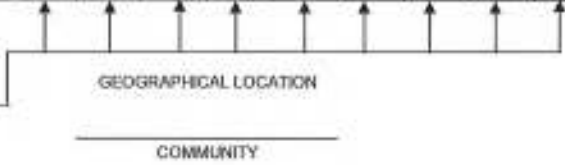
POLE NO.	Pole Length Anchor Size	Year Set	Pole St. Class Anchor Class	Record			Proposed			Item No.	LOCATION AND NATURE OF WORK <small>If not in accordance with Joint Pole agreement and routine-state reasons.</small>	BILL CODE	UTILITY	UTILITY	ACCOUNTING DIRECTIONS
				L	HLA	NG	L	HLA	NG				E	NG	
												AMOUNT	AMOUNT		
PROPOSED WAY															
806344E	45	49	FT CL4	39-10	23-5	(26-1)	44	33	23		NG PURCHASE 4.1B	1			
							39-7	23-5	26-1		ARANBE AV W/S 100' S/O ELM ST	2	119		
							26-3					3	303		
												4			
												5			
												6			
							49	28	23		NG PURCHASE 4.1B	6			
1591142E	50	65	FT CL4	43-14	23-5	(24-1)	43-13	22-4	24-1		ATLANTIC BL A/W 298' S/O EL PORTAL PL	7	100		
							23-1					8	267		
												9			
												10			
												11			
												12			
												13			
												14			
												15			
												16			
												17			
												18			
												19			

POLE LEGEND:
 P = PULL (Item 54)
 PB = PULL BUTT
 T = TRANSPORT (Item 58)
 S = SALVAGE
 D = DISPOSE (Item 59)
 TN = TENANT

L = LOWER TOP (Item 56)
 C(XX) = FOOTAGE CUT
 SCZ = SAFETY CLEARANCE ZONE

ANCHORARM LEGEND:
 AR = ANCHORARM REMOVED
 AT = ANCHORARM TRANSFERRED

Show Quantity of Items to be billed in the Column of Party to be Paid.



COL TOT	795	0
PAGE TOTAL	795	0

BILL NO. 854

BILL NO.

BILL NO.

BILL NO.

BILL NO.

J.P. AUTH. NO. NG355951-02-14

AMOUNT DUE			
BILL CODE	UTILITY	BILL CODE	UTILITY
	NG		H
1			
2			
3			
4			
5			
6			
7			
8			
9			
10			
11			
12			
13			
14			
15			
16			
17			
18			
19			
COL TOT	0		829

AMOUNT DUE			
BILL CODE	UTILITY	BILL CODE	UTILITY
1			
2			
3			
4			
5			
6			
7			
8			
9			
10			
11			
12			
13			
14			
15			
16			
17			
18			
19			
COL TOT			

AMOUNT DUE			
BILL CODE	UTILITY	BILL CODE	UTILITY
1			
2			
3			
4			
5			
6			
7			
8			
9			
10			
11			
12			
13			
14			
15			
16			
17			
18			
19			
COL TOT			

AMOUNT DUE			
BILL CODE	UTILITY	BILL CODE	UTILITY
1			
2			
3			
4			
5			
6			
7			
8			
9			
10			
11			
12			
13			
14			
15			
16			
17			
18			
19			
COL TOT			

AMOUNT DUE			
BILL CODE	UTILITY	BILL CODE	UTILITY
1			
2			
3			
4			
5			
6			
7			
8			
9			
10			
11			
12			
13			
14			
15			
16			
17			
18			
19			
COL TOT			

ACCOUNTING DIRECTIONS

FINAL

AUTHORIZATION FOR JOINT POLE TRANSACTION

BILL NO. 10-19-615, 854, 865, 866, 867, 810, 637, 644, 810,

This authorization is in accordance with Joint Pole Agreement and Routine. The undersigned have agreed on joint work as specified hereon.

PAGE NO. 1 811, 812

Date Prepared _____

Date Sent 6/15/2018

Confirming Agreement _____ Field

By _____ Telephone

Date Completed _____ No. of Pages _____

J.P. Auth. No. JPA2345

UTILITY	REPRESENTATIVE	DISTRICT-DIVISION-EXCHANGE	APPROVED	TAXING INSTRUCTIONS	ACCOUNTING DATA
E			APPROVED		
HLA			APPROVED		
ATC			APPROVED		
LAC			APPROVED		
PBM			APPROVED		
SPR			APPROVED		
NG			APPROVED		

Current Way


POLE NO.	Pole Length Anchor Size	Year Set	Pole Tr		Record							Propose							Item No.	LOCATION AND NATURE OF WORK <small>If not in accordance with Joint Pole agreement and routine-state reasons.</small>						
			Class	Anchor Dist.	12K	E	HLA	ATC	LAC	PBM	SPR	NG	12K	E	HLA	ATC	LAC	PBM			SPR	NG				
<u>CURRENT WAY</u>																										
1632175E	50	67	FT	2	43-13	21-3	22-1	22-1	23-1	24-1	43-13	21-3	22-1	22-1	23-1	NI	24-1									

- NG TO PURCHASE INTEREST AND SPR TO RELINQ INT SECTION 4.0 AND 4.2 NO
- NO CHARGE BETWEEN SPR AND NG
- LOCATION HERE
- SALVAGE BILLED
-
-
-
-
-
-
-
-
-
-

POLE LEGEND:
 L = LOWER CUT
 F = FULL
 PB = PULL BUTT
 T = TRANSPORT
 S = SALVAGE
 D = DISPOSE
 TN = TENANT

ANCHOR LEGEND:
 AR = ANCHOR ARM REMOVED
 AT = ANCHOR ARM TRANSFERRED

Show Quantity of Items to be billed in the Column of Party to be Paid.



COSTS and BILLING DATE

BILL NO. 10-19-615, 854, 865, 866, 867

FINAL

BILLING CODES

1. PLACED CURRENT YEAR
2. PLACED PRIOR YEAR
3. UNAUTHORIZED ATTACHMENT
4. SALVAGE VALUE
5. AUTHORIZED COST

J.P. AUTH. NO. JPA2345

BILL NO. 615

AMOUNT DUE			
BILL CODE	UTILITY	BILL CODE	UTILITY
	E		NG
TOTAL AMT		TOTAL AMT	
15		0	
AMOUNT		AMOUNT	

BILL NO. 854

AMOUNT DUE			
BILL CODE	UTILITY	BILL CODE	UTILITY
	NG		H
TOTAL AMT		TOTAL AMT	
0		15	
AMOUNT		AMOUNT	

BILL NO. 865

AMOUNT DUE			
BILL CODE	UTILITY	BILL CODE	UTILITY
	NG		ATC
TOTAL AMT		TOTAL AMT	
0		15	
AMOUNT		AMOUNT	

BILL NO. 866

AMOUNT DUE			
BILL CODE	UTILITY	BILL CODE	UTILITY
	NG		LAC
TOTAL AMT		TOTAL AMT	
0		15	
AMOUNT		AMOUNT	

BILL NO. 867

AMOUNT DUE			
BILL CODE	UTILITY	BILL CODE	UTILITY
	NG		PBM
TOTAL AMT		TOTAL AMT	
0		15	
AMOUNT		AMOUNT	

ACCOUNTING DIRECTIONS:

1.			
2.			
3.	2	15	
4.			
5.			
6.			
7.			
8.			
9.			
10.			
11.			
12.			
13.			
COL TOL	15		

1.			
2.			
3.		2	15
4.			
5.			
6.			
7.			
8.			
9.			
10.			
11.			
12.			
13.			
COL TOL		15	

1.			
2.			
3.		2	15
4.			
5.			
6.			
7.			
8.			
9.			
10.			
11.			
12.			
13.			
COL TOL		15	

1.			
2.			
3.		2	15
4.			
5.			
6.			
7.			
8.			
9.			
10.			
11.			
12.			
13.			
COL TOL		15	

1.			
2.			
3.		2	15
4.			
5.			
6.			
7.			
8.			
9.			
10.			
11.			
12.			
13.			
COL TOL		15	

COSTS and BILLING DATE

BILL NO. 10-19-818, 637, 644, 810, 811

FINAL

BILLING CODES

1. PLACED CURRENT YEAR
2. PLACED PRIOR YEAR
3. UNAUTHORIZED ATTACHMENT
4. SALVAGE VALUE
5. AUTHORIZED COST

J.P. AUTH. NO. JPA2345

BILL NO. 818

AMOUNT DUE			
BILL CODE	UTILITY	BILL CODE	UTILITY
	SPR		NG
	TOTAL AMT		TOTAL AMT
	0		0
	AMOUNT		AMOUNT

1.			
2.			
3.	20		
4.			
5.			
6.			
7.			
8.			
9.			
10.			
11.			
12.			
13.			
COL			
TOL			

PAGE TOTAL _____

BILL NO. 637

AMOUNT DUE			
BILL CODE	UTILITY	BILL CODE	UTILITY
	E		SPR
	TOTAL AMT		TOTAL AMT
	0		0
	AMOUNT		AMOUNT

1.			
2.			
3.		40	
4.			
5.			
6.			
7.			
8.			
9.			
10.			
11.			
12.			
13.			
COL			
TOL			

PAGE TOTAL _____

BILL NO. 644

AMOUNT DUE			
BILL CODE	UTILITY	BILL CODE	UTILITY
	SPR		H
	TOTAL AMT		TOTAL AMT
	0		0
	AMOUNT		AMOUNT

1.			
2.			
3.	40		
4.			
5.			
6.			
7.			
8.			
9.			
10.			
11.			
12.			
13.			
COL			
TOL			

PAGE TOTAL _____

BILL NO. 810

AMOUNT DUE			
BILL CODE	UTILITY	BILL CODE	UTILITY
	SPR		ATC
	TOTAL AMT		TOTAL AMT
	0		0
	AMOUNT		AMOUNT

1.			
2.			
3.	40		
4.			
5.			
6.			
7.			
8.			
9.			
10.			
11.			
12.			
13.			
COL			
TOL			

PAGE TOTAL _____

BILL NO. 811

AMOUNT DUE			
BILL CODE	UTILITY	BILL CODE	UTILITY
	SPR		LAC
	TOTAL AMT		TOTAL AMT
	0		0
	AMOUNT		AMOUNT

1.			
2.			
3.	40		
4.			
5.			
6.			
7.			
8.			
9.			
10.			
11.			
12.			
13.			
COL			
TOL			

PAGE TOTAL _____

ACCOUNTING DIRECTIONS:

FINAL

AUTHORIZATION FOR JOINT POLE TRANSACTION

BILL NO. 10-19-818, 615, 854, 865, 866, 867

This authorization is in accordance with Joint Pole Agreement and Routine. The undersigned have agreed on joint work as specified hereon.

Date Prepared _____

PAGE NO. _____

Date Sent 6/15/2018

Confirming Agreement Field

By Telephone

Date Completed _____

No. of Pages _____

J.P. Auth. No. _____


UTILITY	REPRESENTATIVE	DISTRICT-DIVISION-EXCHANGE	APPROVED	TAXING INSTRUCTIONS	ACCOUNTING DATA
E			APPROVED		
HLA			APPROVED		
ATC			APPROVED		
LAC			APPROVED		
PBM			APPROVED		
SPR			APPROVED		
NG			APPROVED		

Proposed Way

POLE NO.	Pole Length Anchor Size	Year Set	Pole Trl Class Anchor Dist.	Record							Proposed							Item No.	LOCATION AND NATURE OF WORK <small>If not in accordance with Joint Pole agreement and routine-state reasons</small>
				12K E	HLA	ATC	LAC	PBM	SPR	NG	12K E	HLA	ATC	LAC	PBM	SPR	NG		
PROPOSED WAY																			NG TO PURCHASE INTEREST AND SPR TO RELINQ INT SECTION 4.0 AND 4.2 NO
											<i>.37</i>	<i>.16</i>	<i>.11</i>	<i>.11</i>	<i>.12</i>		<i>.13</i>		NO CHARGE BETWEEN SPR AND NG
1632175E	50	67	FT 2	43-13	21-3	22-1	22-1	23-1	24-1		43-13	21-3	22-1	22-1	23-1	NI	24-1		LOCATION HERE
											<i>13</i>	<i>3</i>	<i>.5</i>	<i>.5</i>	<i>1</i>		<i>1</i>		NO SALVAGE BILLED

POLE LEGEND:
 L = LOWER CUT
 F = FULL
 PBM = PULL BULL
 T = TRANSPORT
 S = SALVAGE
 D = DISPOSE
 TN = TENANT
 ANCHOR LEGEND:
 RK = ANCHORARM REMOVED
 AT = ANCHORARM TRANSFERRED

Show Quantity of Items to be billed in the Column of Party to be Paid.



FORM 48 SENT _____

COSTS and BILLING DATE

BILL NO. 10-19-818,615,854,865,866

FINAL

BILLING CODES

1. PLACED CURRENT YEAR
2. PLACED PRIOR YEAR
3. UNAUTHORIZED ATTACHMENT
4. SALVAGE VALUE
5. AUTHORIZED COST

J.P. AUTH. NO. NGXXXXXXXXX

BILL NO. **818**

AMOUNT DUE			
BILL CODE	UTILITY	BILL CODE	UTILITY
	SPR		NG
	TOTAL AMT		TOTAL AMT
	0		0
	AMOUNT		AMOUNT
1.			
2.	20		
3.			
4.			
5.			
6.			
7.			
8.			
9.			
10.			
11.			
12.			
13.			
COL TOL			

BILL NO. **615**

AMOUNT DUE			
BILL CODE	UTILITY	BILL CODE	UTILITY
	E		NG
	TOTAL AMT		TOTAL AMT
	13		0
	AMOUNT		AMOUNT
1.			
2.	213		
3.			
4.			
5.			
6.			
7.			
8.			
9.			
10.			
11.			
12.			
13.			
COL TOL	13		

BILL NO. **854**

AMOUNT DUE			
BILL CODE	UTILITY	BILL CODE	UTILITY
	NG		H
	TOTAL AMT		TOTAL AMT
	0		13
	AMOUNT		AMOUNT
1.			
2.		213	
3.			
4.			
5.			
6.			
7.			
8.			
9.			
10.			
11.			
12.			
13.			
COL TOL			13

BILL NO. **865**

AMOUNT DUE			
BILL CODE	UTILITY	BILL CODE	UTILITY
	NG		ATC
	TOTAL AMT		TOTAL AMT
	0		13
	AMOUNT		AMOUNT
1.			
2.		213	
3.			
4.			
5.			
6.			
7.			
8.			
9.			
10.			
11.			
12.			
13.			
COL TOL			13

BILL NO. **866**

AMOUNT DUE			
BILL CODE	UTILITY	BILL CODE	UTILITY
	NG		LAC
	TOTAL AMT		TOTAL AMT
	0		13
	AMOUNT		AMOUNT
1.			
2.		213	
3.			
4.			
5.			
6.			
7.			
8.			
9.			
10.			
11.			
12.			
13.			
COL TOL			13

ACCOUNTING DIRECTIONS:

COSTS and BILLING DATE

BILL NO. 10-19-867

FINAL

BILLING CODES

1. PLACED CURRENT YEAR
2. PLACED PRIOR YEAR
3. UNAUTHORIZED ATTACHMENT
4. SALVAGE VALUE
5. AUTHORIZED COST

J.P. AUTH. NO. NGXXXXXXXX

BILL NO. **867**

AMOUNT DUE			
BILL CODE	UTILITY	BILL CODE	UTILITY
	NG		PBM
TOTAL AMT		TOTAL AMT	
0		13	
AMOUNT		AMOUNT	

BILL NO.

AMOUNT DUE			
BILL CODE	UTILITY	BILL CODE	UTILITY
TOTAL AMT		TOTAL AMT	
AMOUNT		AMOUNT	

BILL NO.

AMOUNT DUE			
BILL CODE	UTILITY	BILL CODE	UTILITY
TOTAL AMT		TOTAL AMT	
AMOUNT		AMOUNT	

BILL NO.

AMOUNT DUE			
BILL CODE	UTILITY	BILL CODE	UTILITY
TOTAL AMT		TOTAL AMT	
AMOUNT		AMOUNT	

BILL NO.

AMOUNT DUE			
BILL CODE	UTILITY	BILL CODE	UTILITY
TOTAL AMT		TOTAL AMT	
AMOUNT		AMOUNT	

ACCOUNTING DIRECTIONS:

1.			
2.		2	13
3.			
4.			
5.			
6.			
7.			
8.			
9.			
10.			
11.			
12.			
13.			
COL			
TOL		13	

1.			
2.			
3.			
4.			
5.			
6.			
7.			
8.			
9.			
10.			
11.			
12.			
13.			
COL			
TOL			

1.			
2.			
3.			
4.			
5.			
6.			
7.			
8.			
9.			
10.			
11.			
12.			
13.			
COL			
TOL			

1.			
2.			
3.			
4.			
5.			
6.			
7.			
8.			
9.			
10.			
11.			
12.			
13.			
COL			
TOL			

1.			
2.			
3.			
4.			
5.			
6.			
7.			
8.			
9.			
10.			
11.			
12.			
13.			
COL			
TOL			

1.			
2.			
3.			
4.			
5.			
6.			
7.			
8.			
9.			
10.			
11.			
12.			
13.			

COSTS and BILLING DATE

BILL NO. 10-19-936, 940

FINAL

BILLING CODES

1. PLACED CURRENT YEAR
2. PLACED PRIOR YEAR
3. UNAUTHORIZED ATTACHMENT
4. SALVAGE VALUE
5. AUTHORIZED COST

J.P. AUTH. NO. E4405-408320252

BILL NO. 936

AMOUNT DUE			
BILL CODE	UTILITY	BILL CODE	UTILITY
	E		TCA
	TOTAL AMT		TOTAL AMT
	1367		0
	AMOUNT		AMOUNT

BILL NO. 940

AMOUNT DUE			
BILL CODE	UTILITY	BILL CODE	UTILITY
	NG		TCA
	TOTAL AMT		TOTAL AMT
	0		386
	AMOUNT		AMOUNT

BILL NO.

AMOUNT DUE			
BILL CODE	UTILITY	BILL CODE	UTILITY
	TOTAL AMT		TOTAL AMT
	AMOUNT		AMOUNT

BILL NO.

AMOUNT DUE			
BILL CODE	UTILITY	BILL CODE	UTILITY
	TOTAL AMT		TOTAL AMT
	AMOUNT		AMOUNT

BILL NO.

AMOUNT DUE			
BILL CODE	UTILITY	BILL CODE	UTILITY
	TOTAL AMT		TOTAL AMT
	AMOUNT		AMOUNT

ACCOUNTING DIRECTIONS:

1.					
2.	5	0	40		
3.					
4.					
5.					
6.	1	1208			
7.					
8.					
9.					
10.	5	159			
11.					
12.					
13.					
COL	1367				
TOL					

1.					
2.		2	125		
3.		3	261		
4.					
5.					
6.					
7.					
8.					
9.					
10.					
11.					
12.					
13.					
COL		386			
TOL					

1.					
2.					
3.					
4.					
5.					
6.					
7.					
8.					
9.					
10.					
11.					
12.					
13.					
COL					
TOL					

1.					
2.					
3.					
4.					
5.					
6.					
7.					
8.					
9.					
10.					
11.					
12.					
13.					
COL					
TOL					

1.					
2.					
3.					
4.					
5.					
6.					
7.					
8.					
9.					
10.					
11.					
12.					
13.					
COL					
TOL					

COSTS and BILLING DATE

BILL NO. 10-19-940,936

FINAL

BILLING CODES

- 1. PLACED CURRENT YEAR
- 2. PLACED PRIOR YEAR
- 3. UNAUTHORIZED ATTACHMENT
- 4. SALVAGE VALUE
- 5. AUTHORIZED COST

J.P. AUTH. NO. E4405-408320252

BILL NO. 940

AMOUNT DUE			
BILL CODE	UTILITY	BILL CODE	UTILITY
	NG		TCA
	TOTAL AMT		TOTAL AMT
	AMOUNT		AMOUNT
1.			
2.		2	125
3.		3	277
4.			
5.			
6.			
7.			
8.			
9.			
10.			
11.			
12.			
13.			
COL TOL	0		402

BILL NO. 936

AMOUNT DUE			
BILL CODE	UTILITY	BILL CODE	UTILITY
	E		TCA
	TOTAL AMT		TOTAL AMT
	AMOUNT		AMOUNT
1.			
2.	5	0	4
3.			
4.			
5.			
6.	1	1208	
7.			
8.			
9.			
10.	5	159	
11.			
12.			
13.			
COL TOL	1367		0

BILL NO.

AMOUNT DUE			
BILL CODE	UTILITY	BILL CODE	UTILITY
	TOTAL AMT		TOTAL AMT
	AMOUNT		AMOUNT
1.			
2.			
3.			
4.			
5.			
6.			
7.			
8.			
9.			
10.			
11.			
12.			
13.			
COL TOL			

BILL NO.

AMOUNT DUE			
BILL CODE	UTILITY	BILL CODE	UTILITY
	TOTAL AMT		TOTAL AMT
	AMOUNT		AMOUNT
1.			
2.			
3.			
4.			
5.			
6.			
7.			
8.			
9.			
10.			
11.			
12.			
13.			
COL TOL			

BILL NO.

AMOUNT DUE			
BILL CODE	UTILITY	BILL CODE	UTILITY
	TOTAL AMT		TOTAL AMT
	AMOUNT		AMOUNT
1.			
2.			
3.			
4.			
5.			
6.			
7.			
8.			
9.			
10.			
11.			
12.			
13.			
COL TOL			

ACCOUNTING DIRECTIONS:

PAGE TOTAL 0 402

PAGE TOTAL 1367 0

PAGE TOTAL

PAGE TOTAL

PAGE TOTAL

BILL NO. 940

BILL NO. 936

BILL NO.

BILL NO.

BILL NO.

J.P. AUTH. NO. E4405-408320252

AMOUNT DUE			
BILL CODE	UTILITY	BILL CODE	UTILITY
	NG		TCA
1			
2			
3			
4			
5			
6			
7			
8			
9			
10			
11			
12			
13			
14			
15			
16			
17			
18			
19			
COL TOT	0		0

AMOUNT DUE			
BILL CODE	UTILITY	BILL CODE	UTILITY
	E		TCA
1			
2	253 54 898	4	0
3	111		
4	241		
5	54		
6	42		
7	249		
8			
9	1241		
10			
11			
12			
13			
14			
15			
16			
17			
18			
19			
COL TOT	3737		0

AMOUNT DUE			
BILL CODE	UTILITY	BILL CODE	UTILITY
1			
2			
3			
4			
5			
6			
7			
8			
9			
10			
11			
12			
13			
14			
15			
16			
17			
18			
19			
COL TOT			

AMOUNT DUE			
BILL CODE	UTILITY	BILL CODE	UTILITY
1			
2			
3			
4			
5			
6			
7			
8			
9			
10			
11			
12			
13			
14			
15			
16			
17			
18			
19			
COL TOT			

AMOUNT DUE			
BILL CODE	UTILITY	BILL CODE	UTILITY
1			
2			
3			
4			
5			
6			
7			
8			
9			
10			
11			
12			
13			
14			
15			
16			
17			
18			
19			
COL TOT			

ACCOUNTING DIRECTIONS

PAGE TOTAL 0 0

PAGE TOTAL 3737 0

PAGE TOTAL

PAGE TOTAL

PAGE TOTAL

BILL NO. **10-19-615, 865, 967, 940, 975, FINAL**

AUTHORIZATION FOR JOINT POLE TRANSACTION

J.P. FORM 2-1 Rev 07/13

PAGE NO. **1** This authorization is in accordance with Joint Pole Agreement and Routine. The undersigned have agreed on joint work as specified herein.

Date Prepared **5/17/2019** In Field By Telephone
Date Sent **12/11/2013** Confirming Agreement

Date Completed **MAR 25 2019** Pages **6**

J.P. Auth No **NG1037-01-6154-R01**

COSTS and BILLING DATA

- BILLING CODES**
1. PLACED CURRENT YEAR
 2. PLACED PRIOR YEAR
 3. UNAUTHORIZED ATTACHMENT
 4. SALVAGE VALUE
 5. AUTHORIZED COSTS

BILL NO. **615**

AMOUNT DUE	
UTILITY	DATE
E	NG
TOTAL	TOTAL Amt
1977	0
AMOUNT	AMOUNT

ACCOUNTING DIRECTIONS:

UTILITY	REPRESENTATIVE	DISTRICT-DIVISION-EXCHANGE	APPROVED	TAXING INSTRUCTIONS	ACCOUNTING DATA
E	M WAZEWSKI	METRO E TRANS/MONROVIA	HARRY FLUKE	SAN DIMAS	701623405759450
ATC	Lynn Prescott	IRWINDALE	J. PERRY	IRVINE	095002
FTR	Dan Lewis	LA	J. RUIZ	IRWINDALE	NO VZ WORK
TCA	Lupe Hernandez	LA	A. COLE	LOS ANGELES	099880
NG	Aarize Dixon	SAN JOSE	P. HANEY <i>AD</i>	SANTA CLARA	1007

Current way

POLE NO.	Pole Length	Year Set	File Test Class	Record				Proposed					Item No.	LOCATION AND NATURE OF WORK <small>(If not in accordance with Joint Pole agreement and routine state reasons.)</small>	BILL CODE	AMOUNT	ACCOUNTING DIRECTIONS
				E	ATC	FTR	TCA	E	ATC	FTR	TCA	NG					
					C	C	C		C	C	C	C		NG TO PURCH SEC 4.0; ATC & FTR TO RELINQ ANC & ARM SEC 12.9; NG TO UPDATE REC SEC 13.3	1		
39840VZ	40	71	FT / CL5		34-4 29-11	30-1	33-1		31-1 29-11	34-1 30-1	32-1	33-1		LOS ANGELES ST N/O 400' W/O CAL 650 FREEWAY	2		
														TN 34	3		
	34'		ANC	E	.50	.50			AR					UPDATE REC: NO ANC PER FIELD INSPECTIONS	4		FTR 4/0
			ARM		.50	.50			AR					UPDATE REC: NO ARM PER FIELD INSPECTIONS	5		FTR 4/0
														CORRECTING GR/SP PER FIELD INSPECTIONS	6		
															7		
															8		
															9		
															10		
															11		
															12		
															13		

POLE LEGEND:
 P = PULL (Item 5A)
 PR = FULL BUTT
 T = TRANSPORT (Item 5B)
 S = SALVAGE
 D = DISPOSE (Item 5C)
 TN = TENANT

L = LOWER TOP (Item 5C)
 CXXX = FOOTAGE CUT
 SCZ = SAFETY CLEARANCE ZONE

ANCHORARM LEGEND:
 AR = ANCHORARM REMOVED
 AT = ANCHORARM TRANSFERRED

Show quantity of items to be billed in the Column of Party to be Paid.

GEOGRAPHICAL LOCATION

BALDWIN PARK

FORM 48 SENT 7/1/2014

CCL TOT	0	0
PA	0	0

R

COSTS and BILLING DATE

BILL NO. 10-19-865, 967, 940, 975, 946

FINAL

BILLING CODES

1. PLACED CURRENT YEAR
2. PLACED PRIOR YEAR
3. UNAUTHORIZED ATTACHMENT
4. SALVAGE VALUE
5. AUTHORIZED COST

J.P. AUTH. NO. NG1037-01-6154

BILL NO. **865**

AMOUNT DUE			
BILL CODE	UTILITY	BILL CODE	UTILITY
	NG		ATC
	TOTAL AMT		TOTAL AMT
	0		764
	AMOUNT		AMOUNT

1.			
2.		2	50
3.			
4.			
5.			
6.			
7.			
8.			
9.			
10.			
11.			
12.			
13.			

COL	0	50
TOL		

PAGE TOTAL 0 50

BILL NO. **967**

AMOUNT DUE			
BILL CODE	UTILITY	BILL CODE	UTILITY
	NG		FTR
	TOTAL AMT		TOTAL AMT
	0		747
	AMOUNT		AMOUNT

1.			
2.		2	33
3.			
4.			
5.			
6.			
7.			
8.			
9.			
10.			
11.			
12.			
13.			

COL	0	33
TOL		

PAGE TOTAL 0 33

BILL NO. **940**

AMOUNT DUE			
BILL CODE	UTILITY	BILL CODE	UTILITY
	NG		TCA
	TOTAL AMT		TOTAL AMT
	0		765
	AMOUNT		AMOUNT

1.			
2.		2	33
3.			
4.			
5.			
6.			
7.			
8.			
9.			
10.			
11.			
12.			
13.			

COL	0	33
TOL		

PAGE TOTAL 0 33

BILL NO. **975**

AMOUNT DUE			
BILL CODE	UTILITY	BILL CODE	UTILITY
	FTR		ATC
	TOTAL AMT		TOTAL AMT
	0		0
	AMOUNT		AMOUNT

1.			
2.			
3.			
4.		40	
5.		40	
6.			
7.			
8.			
9.			
10.			
11.			
12.			
13.			

COL	0	0
TOL		

PAGE TOTAL 0 0

BILL NO. **946**

AMOUNT DUE			
BILL CODE	UTILITY	BILL CODE	UTILITY
	ATC		TCA
	TOTAL AMT		TOTAL AMT
	0		0
	AMOUNT		AMOUNT

1.			
2.			
3.			
4.			
5.			
6.			
7.			
8.			
9.			
10.			
11.			
12.			
13.			

COL	0	0
TOL		

PAGE TOTAL 0 0

ACCOUNTING DIRECTIONS:

COSTS and BILLING DATE

BILL NO. 10-19-972, 632, 923, 936

FINAL

BILLING CODES

- 1. PLACED CURRENT YEAR
- 2. PLACED PRIOR YEAR
- 3. UNAUTHORIZED ATTACHMENT
- 4. SALVAGE VALUE
- 5. AUTHORIZED COST

J.P. AUTH. NO. NG1037-01-6154

BILL NO. **972**

AMOUNT DUE			
BILL CODE	UTILITY	BILL CODE	UTILITY
	FTR		TCA
	TOTAL AMT		TOTAL AMT
	0		0
	AMOUNT		AMOUNT

BILL NO. **632**

AMOUNT DUE			
BILL CODE	UTILITY	BILL CODE	UTILITY
	E		ATC
	TOTAL AMT		TOTAL AMT
	141		0
	AMOUNT		AMOUNT

BILL NO. **923**

AMOUNT DUE			
BILL CODE	UTILITY	BILL CODE	UTILITY
	E		FTR
	TOTAL AMT		TOTAL AMT
	141		0
	AMOUNT		AMOUNT

BILL NO. **936**

AMOUNT DUE			
BILL CODE	UTILITY	BILL CODE	UTILITY
	E		TCA
	TOTAL AMT		TOTAL AMT
	141		0
	AMOUNT		AMOUNT

BILL NO.

AMOUNT DUE			
BILL CODE	UTILITY	BILL CODE	UTILITY
	TOTAL AMT		TOTAL AMT
	AMOUNT		AMOUNT

1.			
2.			
3.			
4.			
5.			
6.			
7.			
8.			
9.			
10.			
11.			
12.			
13.			

1.			
2.			
3.			
4.			
5.			
6.			
7.			
8.			
9.			
10.			
11.			
12.			
13.			

1.			
2.			
3.			
4.			
5.			
6.			
7.			
8.			
9.			
10.			
11.			
12.			
13.			

1.			
2.			
3.			
4.			
5.			
6.			
7.			
8.			
9.			
10.			
11.			
12.			
13.			

1.			
2.			
3.			
4.			
5.			
6.			
7.			
8.			
9.			
10.			
11.			
12.			
13.			

ACCOUNTING DIRECTIONS:

COL			
TOL	0	0	
PAGE TOTAL	0	0	

COL			
TOL	0	0	
PAGE TOTAL	0	0	

COL			
TOL	0	0	
PAGE TOTAL	0	0	

COL			
TOL	0	0	
PAGE TOTAL	0	0	

COL			
TOL			
PAGE TOTAL			

POLENO.	Pole Length	Year Set	Pole Top Class	Record				Proposed					Item No.	LOCATION AND NATURE OF WORK <small>If not in accordance with Joint Pole agreement and out-of-state request.</small>	BILL CODE	UTILITY	UTILITY	ACCOUNTING DIRECTIONS:
				E	ATC	FTR	TCA	E	ATC	FTR	TCA	NG				E	AMOUNT	
					C	C	C		C	C	C	C		NG TO PURCH SEC 4.4; NG TO ATT TO EXT CA SEC 14.1; TCA TO RELINQ ANC SEC 12.5; NG TO UPDATE REC 13.3	1			
00121ATC	40	97	FT/CL5		34-18	32-1	32-1		34-16	32-1	32-1	32-1		LOWER AZUSA RD N/S 644' W/O C/L 605 FRWY	2			
			ARM		.34	.33	.33		.25	.25	.25	.25	184a	ATC TO ASSIGN NG FREE INT ON ARM	3			ATC/INT
	34"		ANC	E	.34	.33	.33		.50	.50	NI				4			TCA 1/2
	1"		ANC	S	.33	.34	.33		.50	.50	NI				5			TCA 1/2
	2 1/2"		PBR	S	.33	.34	.33		.50	.50	NI				6			TCA 1/2
														UPDATE REC: TCA NOT ATTACHED ON ANC PER FIELD INSPECTIONS	7			
															8			
				66KV	C	C	C	66KV	C	C	C	C		NG TO PURCH SEC 4.0; NG TO PL ANC SEC 12.0; NG TO UPDATE REC SEC 13.3	9			
4816857E	80	12	FT/CL1	70-23 41-2	38-1	38-1	39-1	70-28 36-2	34-1	37-1	38-1	33-1		LOWER AZUSA RD P/P 190' N 1268' W/O C/L 605 FRWY	10	2	2666	
				37-19 TN 41				32-14 TN 35							11			
	34"		ANC	W	.33	.33	.34		.33	.33	.34				12			
	34"	14	N									ALL	111b		13			
	34"	14	W									ALL	111b		14			
														CORRECTING GRSP PER FIELD INSPECTIONS	15			
															16			
															17			
															18			
															19			

POLE LEGEND:
 L = LOWER TOP (See 5E)
 P = PULL (Item 5A)
 PS = PULL BUTT
 T = TRANSPORT (Item 5B)
 S = SALVAGE
 D = DISPOSE (See 5D)
 IN = TENANT

ANCHOR/ARM LEGEND:
 AR = ANCHOR/ARM REMOVED
 AT = ANCHOR/ARM TRANSFERRED

Show Quantity of Items to be Billed in the Columns of Party to be Paid.

GEOGRAPHICAL LOCATION
 BALDWIN PARK
 COMMUNITY

COL TOT 2666 0
 PAGE TOTAL 2666 0

ATC/INT

TCA 1/2

TCA 1/2

TCA 1/2

BILL NO. 865

BILL NO. 967

BILL NO. 940

BILL NO. 975

BILL NO. 946

J.P. AUTH. NO. NG1037-01-6154

AMOUNT DUE			
BILL CODE	UTILITY	BILL CODE	UTILITY
	NG		ATC
1			
2		2	34
3		2	FREE
4			
5			
6			
7			
8			
9			
10		2	168
11			
12			
13			
14			
15			
16			
17			
18			
19			
COL TOT	0		202

AMOUNT DUE			
BILL CODE	UTILITY	BILL CODE	UTILITY
	NG		FTR
1			
2		2	34
3		2	FREE
4			
5			
6			
7			
8			
9			
10		2	168
11			
12			
13			
14			
15			
16			
17			
18			
19			
COL TOT	0		202

AMOUNT DUE			
BILL CODE	UTILITY	BILL CODE	UTILITY
	NG		TCA
1			
2		2	34
3		2	FREE
4			
5			
6			
7			
8			
9			
10		2	168
11			
12			
13			
14			
15			
16			
17			
18			
19			
COL TOT	0		202

AMOUNT DUE			
BILL CODE	UTILITY	BILL CODE	UTILITY
	FTR		ATC
1			
2			
3			
4			
5			
6			
7			
8			
9			
10			
11			
12			
13			
14			
15			
16			
17			
18			
19			
COL TOT	0		0

AMOUNT DUE			
BILL CODE	UTILITY	BILL CODE	UTILITY
	ATC		TCA
1			
2			
3			
4			40
5			40
6			40
7			
8			
9			
10			
11			
12			
13			
14			
15			
16			
17			
18			
19			
COL TOT	0		0

ACCOUNTING DIRECTIONS

BILL NO. 972

BILL NO. 632

BILL NO. 923

BILL NO. 936

BILL NO. _____ J.P. AUTH. NO. NG1037-01-6154

ACCOUNTING DIRECTIONS

	AMOUNT DUE			
	BILL CODE	UTILITY	BILL CODE	UTILITY
		FTR		TCA
1				
2				
3				
4			40	
5			40	
6			40	
7				
8				
9				
10				
11				
12				
13				
14				
15				
16				
17				
18				
19				
COL TOT		0	0	0

	AMOUNT DUE			
	BILL CODE	UTILITY	BILL CODE	UTILITY
		E		ATC
1				
2				
3				
4				
5				
6				
7				
8				
9				
10				
11				
12				
13				
14				
15				
16				
17				
18				
19				
COL TOT		0	0	0

	AMOUNT DUE			
	BILL CODE	UTILITY	BILL CODE	UTILITY
		E		FTR
1				
2				
3				
4				
5				
6				
7				
8				
9				
10				
11				
12				
13				
14				
15				
16				
17				
18				
19				
COL TOT		0	0	0

	AMOUNT DUE			
	BILL CODE	UTILITY	BILL CODE	UTILITY
		E		TCA
1				
2				
3				
4				
5				
6				
7				
8				
9				
10				
11				
12				
13				
14				
15				
16				
17				
18				
19				
COL TOT		0	0	0

	AMOUNT DUE			
	BILL CODE	UTILITY	BILL CODE	UTILITY
1				
2				
3				
4				
5				
6				
7				
8				
9				
10				
11				
12				
13				
14				
15				
16				
17				
18				
19				
COL TOT				

POLE NO.	Pole Length Anchor Size	Year Set	Pole Tl Class Anchor Desc.	Record				Proposed					Item No.	LOCATION AND NATURE OF WORK If not in accordance with Joint Pole agreement and routine state records.	BILL CODE	UTILITY E AMOUNT	BILL CODE	UTILITY NB AMOUNT	ACCOUNTING DIRECTIONS
				E	ATC	FTR	TCA	E	ATC	FTR	TCA	NG							
				66KV	C	C	C	66KV -10	C -10	C -10	C -10	C -10		NG TO PURCH SEC 4.0	1				
1558570E	3 80	84	FT / CL1	70-48 37-19	19-1	19-1	20-1	70-42 21-1	19-1	18-1	20-1	22-1		LOWER AZUSA RD W/S 988' W/O RIVERGRADE	2	51			
				37-9				TN 21							3				
	1"	ANC	E		.34	.33	.33		.34	.33	.33				4				
															5				
				18KV				18KV					C	NG TO PURCH SEC 4.3A; NG TO PL GA SEC 19.2	6				
4704328E	45	07	FT / CL4	100				39-9 28-8					27-1	LOWER AZUSA RD W/S 2246' EXD ROSENGL EN	7	2835			
			ARM										ALL	161b EXIST ARM SHARED BETWEEN FTR, ATC & TCA PER FIELD INSPECTIONS	8				
															9				
				66KV	C	C	C	66KV -09	C -09	C -09	C -09	C -09		NG TO PURCH SEC 4.4; NG TO ATT TO EXT F-ARM SEC 14.1; NG TO UPDATE REC SEC 13.3	10				
4531889E	3 75	04	FT / 3H	66-38 21-3	22-1	22-1	22-1	66-38 21-3	22-1	22-1	22-1	22-1		LOWER AZUSA RD W/S 1181' W/O RIVERGRADE RD	11	262			
			ARM		(.34)	(.33)	(.33)		.25	.25	.25	.25	164a	EXIST ARM SHARED BETWEEN FTR, ATC & TCA PER FIELD INSPECTIONS	12				
															13				
															14				
															15				
															16				
															17				
															18				
															19				

POLE LEGEND:
 L = LOWER TOP (line SE)
 P = FULL (line SA)
 PB = PULL BUTT
 T = TRANSPORT (line SB)
 S = SALVAGE
 D = DISPOSE (line SD)
 TN = TENANT

ANCHORARM LEGEND:
 AR = ANCHORARM REMOVED
 AT = ANCHORARM TRANSFERRED

Show Quantity of Items to be billed in the Column of Party to be Paid.

GEOGRAPHICAL LOCATION
 BALDWIN PARK
 COMMUNITY

COL TOT 948 0
 PAGE TOTAL 948 0

ATTN: [unclear] Files

BILL NO. 865

BILL NO. 967

BILL NO. 940

BILL NO. 975

BILL NO. 946

ACCOUNTING DIRECTIONS

	AMOUNT DUE			
	BILL CODE	UTILITY	BILL CODE	UTILITY
	NG	ATC		
1				
2		2 32		
3				
4				
5				
6				
7				
8				
9				
10				
11		2 65		
12		2 PRETS		
13				
14				
15				
16				
17				
18				
19				
	COL TOT	0	97	

	AMOUNT DUE			
	BILL CODE	UTILITY	BILL CODE	UTILITY
	NG	FTR		
1				
2		2 32		
3				
4				
5				
6				
7				
8				
9				
10				
11		2 65		
12		2 PRETS		
13				
14				
15				
16				
17				
18				
19				
	COL TOT	0	97	

	AMOUNT DUE			
	BILL CODE	UTILITY	BILL CODE	UTILITY
	NG	TCA		
1				
2		2 32		
3				
4				
5				
6				
7				
8				
9				
10				
11		2 65		
12		2 PRETS		
13				
14				
15				
16				
17				
18				
19				
	COL TOT	0	97	

	AMOUNT DUE			
	BILL CODE	UTILITY	BILL CODE	UTILITY
	FTR	ATC		
1				
2				
3				
4				
5				
6				
7				
8				
9				
10				
11				
12				
13				
14				
15				
16				
17				
18				
19				
	COL TOT	0	0	

	AMOUNT DUE			
	BILL CODE	UTILITY	BILL CODE	UTILITY
	ATC	TCA		
1				
2				
3				
4				
5				
6				
7				
8				
9				
10				
11				
12				
13				
14				
15				
16				
17				
18				
19				
	COL TOT	0	0	

1	1
2	2
3	3
4	4
5	5
6	6
7	7
8	8
9	9
10	10
11	11
12	12
13	13
14	14
15	15
16	16
17	17
18	18
19	19

PAGE TOTAL 0 97

PAGE TOTAL 0 97

PAGE TOTAL 0 97

PAGE TOTAL 0 0

PAGE TOTAL 0 0

BILL NO. 972

BILL NO. 632

BILL NO. 923

BILL NO. 936

BILL NO. _____ J.P. AUTH. NO. NG1037-01-6154

ACCOUNTING DIRECTIONS

	AMOUNT DUE			
	BILL CODE	UTILITY	BILL CODE	UTILITY
	FTR	TCA		
1				
2				
3				
4				
5				
6				
7				
8				
9				
10				
11				
12				
13				
14				
15				
16				
17				
18				
19				
COL TOT	0	0		

	AMOUNT DUE			
	BILL CODE	UTILITY	BILL CODE	UTILITY
	E	ATC		
1				
2				
3				
4				
5				
6				
7				
8				
9				
10				
11				
12				
13				
14				
15				
16				
17				
18				
19				
COL TOT	0	0		

	AMOUNT DUE			
	BILL CODE	UTILITY	BILL CODE	UTILITY
	E	FTR		
1				
2				
3				
4				
5				
6				
7				
8				
9				
10				
11				
12				
13				
14				
15				
16				
17				
18				
19				
COL TOT	0	0		

	AMOUNT DUE			
	BILL CODE	UTILITY	BILL CODE	UTILITY
	E	TCA		
1				
2				
3				
4				
5				
6				
7				
8				
9				
10				
11				
12				
13				
14				
15				
16				
17				
18				
19				
COL TOT	0	0		

	AMOUNT DUE			
	BILL CODE	UTILITY	BILL CODE	UTILITY
1				
2				
3				
4				
5				
6				
7				
8				
9				
10				
11				
12				
13				
14				
15				
16				
17				
18				
19				
COL TOT				

	1
	2
	3
	4
	5
	6
	7
	8
	9
	10
	11
	12
	13
	14
	15
	16
	17
	18
	19


POLE NO.	Pole Length Anchor Site	Year Set	Pole Top Class Anchor Direct.	Record				Proposed					Item No.	LOCATION AND NATURE OF WORK If not in accordance with Joint Pole agreement and multi-state mosaic.	BILL CODE	UTILITY	BILL CODE	UTILITY	ACCOUNTING DIRECTIONS:
				E	ATC	FTR	TCA	E	ATC	FTR	TCA	NG				AMOUNT		AMOUNT	
				66KV	C	C	C	66KV -10	C -11	C -12	C -10	C -11		NG TO PURCH SEC 4.0; NG TO PL AND SEC 12.0; NG TO REARRANGE SEC 10.0	1				
1566573E	3	75	64	FT / CL2	66-39 22-4	23-1	23-1	23-1	66-38 24-1	22-1	22-1	22-1	23-1	23-1	2	249			
									21-3 TN 24						3				
				ARM		.34	.33	.33		.34	.33	.33			4				
		34"	14	W									ALL	111b	5				
		2'	PBR	W									ALL	112a	6				
															7				
															8				
					66KV				66KV -10	C -10	C -10	C -10	C -10	NG TO PURCH SEC 4.0; NG TO PL AND SEC 12.0; ATC, FTR & TCA TO PURCH SEC 4.0	9				
1566574E	1	75	64	FT / CL2	100				66-35 25-1	21-1	22-1	23-1	24-1	LOWER AZUSA RD N/S 1515' W/O RIVERGRADE RD	10	214			
									20-2 TN 25						11				
		36"	10	W									ALL	111b	12				
															13				
					66KV	C	C	C	66KV -10	C -10	C -10	C -10	C -10	NG TO PURCH SEC 4.0	14				
1566575E	3	75	64	FT / CL1	66-37 21-3	22-1	22-1	23-1	66-34 25-2	22-1	21-1	23-1	24-1	LOWER AZUSA RD N/S 1691' W/O RIVERGRADE AV	15	249			
									20-2 TN 25						16				
															17				
															18				
															19				

POLE LEGEND:
 P = PULL (Item 5A)
 PB = PULL BUTT
 T = TRANSPORT (Item 5B)
 S = SALVAGE
 D = DISPOSE (Item 5C)
 TN = TENANT

L = LOWER TOP (Item 5E)
 CPOG = FOOTAGE CUT
 SCZ = SAFETY CLEARANCE ZONE

ANCHORARM LEGEND:
 AR = ANCHORARM REMOVED
 AT = ANCHORARM TRANSFERRED

Show Quantity of Items to be Billed in the Column of Party to be Paid.



COL TOT 239 0
 PAGE TOTAL 239 0

BILL NO. 865

BILL NO. 967

BILL NO. 940

BILL NO. 975

BILL NO. 946

ACCOUNTING DIRECTIONS

	AMOUNT DUE			
	BILL CODE	UTILITY NG	BILL CODE	UTILITY ATC
1				
2			231	
3				
4				
5				
6				
7				
8				
9				
10				
11				
12				
13				
14				
15			231	
16				
17				
18				
19				
COL TOT	0		62	

	AMOUNT DUE			
	BILL CODE	UTILITY NG	BILL CODE	UTILITY FTR
1				
2			231	
3				
4				
5				
6				
7				
8				
9				
10				
11				
12				
13				
14				
15			231	
16				
17				
18				
19				
COL TOT	0		62	

	AMOUNT DUE			
	BILL CODE	UTILITY NG	BILL CODE	UTILITY TCA
1				
2			231	
3				
4				
5				
6				
7				
8				
9				
10				
11				
12				
13				
14				
15			231	
16				
17				
18				
19				
COL TOT	0		62	

	AMOUNT DUE			
	BILL CODE	UTILITY FTR	BILL CODE	UTILITY ATC
1				
2				
3				
4				
5				
6				
7				
8				
9				
10				
11				
12				
13				
14				
15				
16				
17				
18				
19				
COL TOT	0		0	0

	AMOUNT DUE			
	BILL CODE	UTILITY ATC	BILL CODE	UTILITY TCA
1				
2				
3				
4				
5				
6				
7				
8				
9				
10				
11				
12				
13				
14				
15				
16				
17				
18				
19				
COL TOT	0		0	0

PAGE TOTAL 0 62

PAGE TOTAL 0 62

PAGE TOTAL 0 62

PAGE TOTAL 0 0

PAGE TOTAL 0 0

BILL NO. 972

BILL NO. 632

BILL NO. 923

BILL NO. 936

BILL NO. J.P. AUTH. NO. NG1037-01-6154

AMOUNT DUE			
BILL CODE	UTILITY	BILL CODE	UTILITY
	FTR		TCA
1			
2			
3			
4			
5			
6			
7			
8			
9			
10			
11			
12			
13			
14			
15			
16			
17			
18			
19			
COL TOT	0		0

AMOUNT DUE			
BILL CODE	UTILITY	BILL CODE	UTILITY
	E		ATC
1			
2			
3			
4			
5			
6			
7			
8			
9			
10	2	141	
11			
12			
13			
14			
15			
16			
17			
18			
19			
COL TOT	141		0

AMOUNT DUE			
BILL CODE	UTILITY	BILL CODE	UTILITY
	E		FTR
1			
2			
3			
4			
5			
6			
7			
8			
9			
10	2	141	
11			
12			
13			
14			
15			
16			
17			
18			
19			
COL TOT	141		0

AMOUNT DUE			
BILL CODE	UTILITY	BILL CODE	UTILITY
	E		TCA
1			
2			
3			
4			
5			
6			
7			
8			
9			
10	2	141	
11			
12			
13			
14			
15			
16			
17			
18			
19			
COL TOT	141		0

AMOUNT DUE			
BILL CODE	UTILITY	BILL CODE	UTILITY
1			
2			
3			
4			
5			
6			
7			
8			
9			
10			
11			
12			
13			
14			
15			
16			
17			
18			
19			
COL TOT			

ACCOUNTING DIRECTIONS

POLE NO.	Pole Length Anchor Size	Year Set	Pole Trl Class Anchor Dist.	Record				Proposed					Item No.	LOCATION AND NATURE OF WORK If not in accordance with Job Order agreement and on-site observations.	BILL CODE	UTILITY		ACCOUNTING DIRECTIONS
				E	ATC	FTR	TCA	E	ATC	FTR	TCA	NG				UTILITY E AMOUNT	UTILITY NG AMOUNT	
				66KV	C	C	C	66KV up	C -10	C -10	C -10	C -10		NG TO PURCH SEC 4.0; NG TO UPDATE REC SEC 13.3	1			
155678E	75	64	FT / CL1	66-38 22-4	23-1	23-1	24-1	66-35 25-1	22-1	21-1	23-1	24-1		LOWER AZUSA RD N/S 1875' W/O RIVERGRADE	2	2	49	
								20-2 TN 25							3			
														CORRECTING GR/SP PER FIELD INSPECTIONS	4			
															5			
				66KV	C	C	C	66KV up	C -10	C -10	C -10	C -10		NG TO PURCH SEC 4.0; NG TO UPDATE REC SEC 13.3	6			
155683E	75	64	FT / CL2	66-37 21-3	22-1	22-1	23-1	66-38 20-2	22-1	21-1	23-1	24-1		LOWER AZUSA RD N/S 626' E/O DURFEE RD	7	2	49	
														CORRECTING GR/SP PER FIELD INSPECTIONS	8			
															9			
				66KV	C	C	C	66KV up	C -10	C -10	C -10	C -10		NG TO PURCH SEC 4.4; NG TO ATT TO EXT CA SEC 14.1; NG TO UPDATE REC SEC 13.3	10			
155684E	75	64	FT / CL2	66-37 21-3	22-1	22-1	23-1	66-37 20-2	22-1	21-1	23-1	23-1		LOWER AZUSA RD N/S 389' E/O DURFEE RD	11	2	31	
			ARM				ALL				.50	.50 FREE	164a	TCA TO ASSIGN NG FREE INT	12			TCA-NG FREE
														CORRECTING GR/SP PER FIELD INSPECTIONS	13			
															14			
				66KV	C	C	C	66KV up	C -10	C -10	C -10	C -10		NG TO PURCH SEC 4.4; NG TO ATT TO EXT CA SEC 14.1; NG TO UPDATE REC SEC 13.3	15			
155685E	75	64	FT / CL2	66-37 21-3	22-1	22-1	23-1	66-38 19-1	21-1	20-1	22-1	22-1		LOWER AZUSA RD N/S 258' E/O DURFEE RD	16	2	31	
			ARM				ALL				.50	.50 FREE	164e	TCA TO ASSIGN NG FREE INT	17			TCA-NG FREE
														CORRECTING GR/SP PER FIELD INSPECTIONS	18			
															19			

POLE LEGEND:
 P = FULL (Item 5A)
 PB = FULL BUTT
 T = TRANSPORT (Item 5B)
 S = SALVAGE
 D = DISPOSE (Item 5C)
 TN = TENANT

L = LOWER TOP (Item 5E)
 CPOK = FOOTING CUT
 SCZ = SAFETY CLEARANCE ZONE

ANCHORARM LEGEND:
 AR = ANCHORARM REMOVED
 AT = ANCHORARM TRANSFERRED

Show Quantity of Items to be billed in the Column of Party to be Paid.

GEOGRAPHICAL LOCATION
 BALDWIN PARK
 COMMUNITY

COL TOT 160 0
 PAGE TOTAL 160 0

BILL NO. 865

BILL NO. 967

BILL NO. 940

BILL NO. 975

BILL NO. 946

J.P. AUTH. NO. NG1037-01-6154

ACCOUNTING DIRECTIONS

	AMOUNT DUE	
	UTILITY NG	UTILITY ATC
1		
2		2 31
3		
4		
5		
6		
7		2 31
8		
9		
10		
11		2 31
12		
13		
14		
15		
16		2 31
17		
18		
19		
COL TOT	0	124

	AMOUNT DUE	
	UTILITY NG	UTILITY FTR
1		
2		2 31
3		
4		
5		
6		
7		2 31
8		
9		
10		
11		2 31
12		
13		
14		
15		
16		2 31
17		
18		
19		
COL TOT	0	124

	AMOUNT DUE	
	UTILITY NG	UTILITY TCA
1		
2		2 31
3		
4		
5		
6		
7		2 31
8		
9		
10		
11		2 40
12		2 FREE
13		
14		
15		
16		2 40
17		2 FREE
18		
19		
COL TOT	0	142

	AMOUNT DUE	
	UTILITY FTR	UTILITY ATC
1		
2		
3		
4		
5		
6		
7		
8		
9		
10		
11		
12		
13		
14		
15		
16		
17		
18		
19		
COL TOT	0	0

	AMOUNT DUE	
	UTILITY ATC	UTILITY TCA
1		
2		
3		
4		
5		
6		
7		
8		
9		
10		
11		
12		
13		
14		
15		
16		
17		
18		
19		
COL TOT	0	0

BILL NO. 972

BILL NO. 632

BILL NO. 923

BILL NO. 936

BILL NO. _____ J.P. AUTH. NO. NG1037-01-6154

AMOUNT DUE			
BILL CODE	UTILITY	BILL CODE	UTILITY
	FTR		TCA
1			
2			
3			
4			
5			
6			
7			
8			
9			
10			
11			
12			
13			
14			
15			
16			
17			
18			
19			
COL TOT	0		0

AMOUNT DUE			
BILL CODE	UTILITY	BILL CODE	UTILITY
	E		ATC
1			
2			
3			
4			
5			
6			
7			
8			
9			
10			
11			
12			
13			
14			
15			
16			
17			
18			
19			
COL TOT	0		0

AMOUNT DUE			
BILL CODE	UTILITY	BILL CODE	UTILITY
	E		FTR
1			
2			
3			
4			
5			
6			
7			
8			
9			
10			
11			
12			
13			
14			
15			
16			
17			
18			
19			
COL TOT	0		0

AMOUNT DUE			
BILL CODE	UTILITY	BILL CODE	UTILITY
	E		TCA
1			
2			
3			
4			
5			
6			
7			
8			
9			
10			
11			
12			
13			
14			
15			
16			
17			
18			
19			
COL TOT	0		0

AMOUNT DUE			
BILL CODE	UTILITY	BILL CODE	UTILITY
1			
2			
3			
4			
5			
6			
7			
8			
9			
10			
11			
12			
13			
14			
15			
16			
17			
18			
19			
COL TOT			

ACCOUNTING DIRECTIONS

PAGE TOTAL 0 0

PAGE TOTAL 0 0

PAGE TOTAL 0 0

PAGE TOTAL 0 0

PAGE TOTAL _____

POLE NO.	Pole Length	Year	Pole Tr	Record				Proposed					Item No.	LOCATION AND NATURE OF WORK <small>If not in accordance with Joint Pole agreement and routine state orders.</small>	BILL CODE	UTILITY	UTILITY	ACCOUNTING DIRECTIONS
				Class	E	ATC	FTR	TCA	E	ATC	FTR	TCA				NG	E	
Anchor Box	Anchor Dist.	Year Set	Anchor Dist.												AMOUNT	AMOUNT		
				66KV	C	C	C	66KV 10	C 10	C 10	C 10	C 10		NG TO PURCH SEC 4.0; NG TO PL ANG SEC 12.0; NG TO REARRANGE SEC 10.9	1			
449488E	75	04	FT / CL1	66-35 23-1	24-1	22-1	25-1	66-35 25-1	22-1	21-1 TN 21	23-1	24-1	LOWER AZUSA RD N/S 85' W/O ROSEGLEN	2	2.99			
				21-3				20-2						3				
	5/8"	14	E									ALL	111b	4				
													NG TO LWR TCA TO 22'9" - NO COST	5				
													NG TO LWR ATC TO 21'9" - NO COST	5				
													NG TO LWR CATV TO 20'9" - NO COST	5				
														7				
				66KV	C	C	C	66KV 10	C 10	C 10	C 10	C 10	NG TO PURCH SEC 4.0; NG TO UPDATE REC SEC 13.3	8				
1556587E	80	11	FT / CL1	70-40 22-4	23-1	23-1	24-1	70-38 24-8	28-1	25-1	27-1	28-1	LOWER AZUSA RD N/S 25' W/O ROSEGLEN	9	2.265			
				TN 22				TN 22						10				
													CORRECTING GRSP PER FIELD INSPECTIONS	11				
														12				
														13				
														14				
														15				
														16				
														17				
														18				
														19				

POLE LEGEND:
 P = PULL (New SA)
 PR = PULL BUTT
 T = TRANSPORT (New SA)
 S = SALVAGE
 D = DISPOSE (New SA)
 TN = TENANT

L = LOWER TOP (New SA)
 G(O) = FOOTAGE CUT
 SCZ = SAFETY CLEARANCE ZONE

ANCHORARM LEGEND:
 AR = ANCHORARM REMOVED
 AT = ANCHORARM TRANSFERRED

Show Quantity of Items to be billed in the Column of Party to be Paid.

GEOGRAPHICAL LOCATION
 BALDWIN PARK
 COMMUNITY

COL TOT 364 0
 PAGE TOTAL 364 0

BILL NO. 865

BILL NO. 967

BILL NO. 940

BILL NO. 975

BILL NO. 946

J.P. AUTH. NO. NG1037-01-6154

	AMOUNT DUE			
	BILL CODE	UTILITY	BILL CODE	UTILITY
	NG	ATC		
1				
2			262	
3				
4				
5				
6				
7				
8				
9			2167	
10				
11				
12				
13				
14				
15				
16				
17				
18				
19				
COL TOT	0	229		

	AMOUNT DUE			
	BILL CODE	UTILITY	BILL CODE	UTILITY
	NG	FTR		
1				
2			262	
3				
4				
5				
6				
7				
8				
9			2167	
10				
11				
12				
13				
14				
15				
16				
17				
18				
19				
COL TOT	0	229		

	AMOUNT DUE			
	BILL CODE	UTILITY	BILL CODE	UTILITY
	NG	TCA		
1				
2			262	
3				
4				
5				
6				
7				
8				
9			2167	
10				
11				
12				
13				
14				
15				
16				
17				
18				
19				
COL TOT	0	229		

	AMOUNT DUE			
	BILL CODE	UTILITY	BILL CODE	UTILITY
	FTR	ATC		
1				
2				
3				
4				
5				
6				
7				
8				
9				
10				
11				
12				
13				
14				
15				
16				
17				
18				
19				
COL TOT	0	0		

	AMOUNT DUE			
	BILL CODE	UTILITY	BILL CODE	UTILITY
	ATC	TCA		
1				
2				
3				
4				
5				
6				
7				
8				
9				
10				
11				
12				
13				
14				
15				
16				
17				
18				
19				
COL TOT	0	0		

ACCOUNTING DIRECTIONS

PAGE TOTAL 0 229

PAGE TOTAL 0 229

PAGE TOTAL 0 229

PAGE TOTAL 0 0

PAGE TOTAL 0 0

BILL NO. 972

BILL NO. 632

BILL NO. 923

BILL NO. 936

BILL NO. J.P. AUTH. NO. NG1037-01-6154

AMOUNT DUE			
BILL CODE	UTILITY	BILL CODE	UTILITY
	FTR		TCA
1			
2			
3			
4			
5			
6			
7			
8			
9			
10			
11			
12			
13			
14			
15			
16			
17			
18			
19			
COL TOT	0		0

AMOUNT DUE			
BILL CODE	UTILITY	BILL CODE	UTILITY
	E		ATC
1			
2			
3			
4			
5			
6			
7			
8			
9			
10			
11			
12			
13			
14			
15			
16			
17			
18			
19			
COL TOT	0		0

AMOUNT DUE			
BILL CODE	UTILITY	BILL CODE	UTILITY
	E		FTR
1			
2			
3			
4			
5			
6			
7			
8			
9			
10			
11			
12			
13			
14			
15			
16			
17			
18			
19			
COL TOT	0		0

AMOUNT DUE			
BILL CODE	UTILITY	BILL CODE	UTILITY
	E		TCA
1			
2			
3			
4			
5			
6			
7			
8			
9			
10			
11			
12			
13			
14			
15			
16			
17			
18			
19			
COL TOT	0		0

AMOUNT DUE			
BILL CODE	UTILITY	BILL CODE	UTILITY
1			
2			
3			
4			
5			
6			
7			
8			
9			
10			
11			
12			
13			
14			
15			
16			
17			
18			
19			
COL TOT			

ACCOUNTING DIRECTIONS

PAGE TOTAL 0 0

PAGE TOTAL 0 0

PAGE TOTAL 0 0

PAGE TOTAL 0 0

PAGE TOTAL

PAGE NO. 1 946, 972 This authorization is in accordance with Joint Pole Agreement and Routine. The undersigned have agreed on joint work as specified herein.

Date Prepared 5/17/2019 632, 923, 936 In Field By Telephone Date Completed MAR 25 2019 Pages 6 J.P. Auth No NG1037-01-6154-R01

COSTS and BILLING DATA

- BILLING CODES**
 1. PLACED CURRENT YEAR
 2. PLACED PRIOR YEAR
 3. UNAUTHORIZED ATTACHMENT
 4. SALVAGE VALUE
 5. AUTHORIZED COSTS

UTILITY	REPRESENTATIVE	DISTRICT-DIVISION-EXCHANGE	APPROVED	TAXING INSTRUCTIONS	ACCOUNTING DATA
E	M WAZEWSKI	METRO E TRANS/MONROVIA	HARRY FLUKE	SAN DIMAS	701623405759450
ATC	Lynn Prescott	IRWINDALE	J. PERRY	IRVINE	095602
FTR	Dan Lewis	LA	J. RUIZ	IRWINDALE	NO VZ WORK
TCA	Lupe Hernandez	LA	A. COLE	LOS ANGELES	093850
NG	Aarize Dizon	SAN JOSE	P. HANEY <u>AZ</u>	SANTA CLARA	1007

BILL NO. 615

AMOUNT DUE	
UTILITY	UTILITY
E	NG
TOTAL AMT	TOTAL AMT
<u>1869</u>	<u>0</u>
AMOUNT	AMOUNT

Proposed Work

POLE NO.	Pole Length	Year Set	File Type	Record				Proposed				Item No.	LOCATION AND NATURE OF WORK <small>If not in accordance with Joint Pole agreement and routine state reasons.</small>	BILL CODE		
				E	ATC	FTR	TCA	E	ATC	FTR	TCA				NG	
					C	C	C		C	C	C	C		NG TO PURCH SEC 4.0, ATC & FTR TO RELINQ ANC & ARM SEC 12.9; NG TO UPDATE REC SEC 13.3	1	
39540VZ	40	71	FT / CL5		34-4 29-11	30-1	33-1		31-1 29-11	34-1 30-1	32-1	33-1		LOS ANGELES ST N/O 406' W/O CL 650 FREEWAY	2	
	3/4"	ANC	E		.50	.50			AR	2				UPDATE REC: NO ANC PER FIELD INSPECTIONS	4	
		ARM			.50	.50			AR					UPDATE REC: NO ARM PER FIELD INSPECTIONS	5	
														CORRECTING GR/SP PER FIELD INSPECTIONS	6	
															7	
															8	
															9	
															10	
															11	
															12	
															13	

BILL CODE	AMOUNT DUE		ACCOUNTING DIRECTIONS
	UTILITY	UTILITY	
	E	NG	
	TOTAL AMT	TOTAL AMT	
	<u>1869</u>	<u>0</u>	
AMOUNT	AMOUNT	AMOUNT	
	<u>0</u>	<u>0</u>	
CCL TOT	<u>0</u>	<u>0</u>	
PA	<u>0</u>	<u>0</u>	

POLE LEGEND:
 P = FULL (Item SA)
 PS = FULL BUFT
 T = TRANSPORT (Item SB)
 S = SALVAGE
 D = DISPOSE (Item SC)
 TN = TENANT

ANCHORARM LEGEND:
 AR = ANCHORARM REMOVED
 AT = ANCHORARM TRANSFERRED

Show quantity of items to be billed in the Columns of Party to be Paid.

GEOGRAPHICAL LOCATION
BALDWIN PARK

FORM 48 SENT 7/1/2014

COSTS and BILLING DATE

BILL NO. 10-19-865,967,940,975,946

FINAL

BILLING CODES

1. PLACED CURRENT YEAR
2. PLACED PRIOR YEAR
3. UNAUTHORIZED ATTACHMENT
4. SALVAGE VALUE
5. AUTHORIZED COST

J.P. AUTH. NO. NG1037-01-6154

BILL NO. **865**

AMOUNT DUE			
BILL CODE	UTILITY	BILL CODE	UTILITY
	NG		ATC
	TOTAL AMT		TOTAL AMT
	0		737
	AMOUNT		AMOUNT

BILL NO. **967**

AMOUNT DUE			
BILL CODE	UTILITY	BILL CODE	UTILITY
	NG		FTR
	TOTAL AMT		TOTAL AMT
	0		720
	AMOUNT		AMOUNT

BILL NO. **940**

AMOUNT DUE			
BILL CODE	UTILITY	BILL CODE	UTILITY
	NG		TCA
	TOTAL AMT		TOTAL AMT
	0		738
	AMOUNT		AMOUNT

BILL NO. **975**

AMOUNT DUE			
BILL CODE	UTILITY	BILL CODE	UTILITY
	FTR		ATC
	TOTAL AMT		TOTAL AMT
	0		0
	AMOUNT		AMOUNT

BILL NO. **946**

AMOUNT DUE			
BILL CODE	UTILITY	BILL CODE	UTILITY
	ATC		TCA
	TOTAL AMT		TOTAL AMT
	0		0
	AMOUNT		AMOUNT

1.			
2.		2	50
3.			
4.			
5.			
6.			
7.			
8.			
9.			
10.			
11.			
12.			
13.			
COL TOL	0		50

1.			
2.		2	33
3.			
4.			
5.			
6.			
7.			
8.			
9.			
10.			
11.			
12.			
13.			
COL TOL	0		33

1.			
2.		2	33
3.			
4.			
5.			
6.			
7.			
8.			
9.			
10.			
11.			
12.			
13.			
COL TOL	0		33

1.			
2.			
3.			
4.	4	0	
5.	4	0	
6.			
7.			
8.			
9.			
10.			
11.			
12.			
13.			
COL TOL	0	0	

1.			
2.			
3.			
4.			
5.			
6.			
7.			
8.			
9.			
10.			
11.			
12.			
13.			
COL TOL	0	0	

ACCOUNTING DIRECTIONS:

PAGE TOTAL 0 50

PAGE TOTAL 0 33

PAGE TOTAL 0 33

PAGE TOTAL 0 0

PAGE TOTAL 0 0

COSTS and BILLING DATE

FINAL

BILLING CODES

1. PLACED CURRENT YEAR
2. PLACED PRIOR YEAR
3. UNAUTHORIZED ATTACHMENT
4. SALVAGE VALUE
5. AUTHORIZED COST

BILL NO. 10-19-972, 632, 923, 936

J.P. AUTH. NO. NG1037-01-6154

BILL NO. 972

AMOUNT DUE			
BILL CODE	UTILITY	BILL CODE	UTILITY
	FTR		TCA
	TOTAL AMT		TOTAL AMT
	0		0
AMOUNT	AMOUNT	AMOUNT	AMOUNT
1.			
2.			
3.			
4.			
5.			
6.			
7.			
8.			
9.			
10.			
11.			
12.			
13.			
COL TOL	0		0

BILL NO. 632

AMOUNT DUE			
BILL CODE	UTILITY	BILL CODE	UTILITY
	E		ATC
	TOTAL AMT		TOTAL AMT
	141		0
AMOUNT	AMOUNT	AMOUNT	AMOUNT
1.			
2.			
3.			
4.			
5.			
6.			
7.			
8.			
9.			
10.			
11.			
12.			
13.			
COL TOL	0		0

BILL NO. 923

AMOUNT DUE			
BILL CODE	UTILITY	BILL CODE	UTILITY
	E		FTR
	TOTAL AMT		TOTAL AMT
	141		0
AMOUNT	AMOUNT	AMOUNT	AMOUNT
1.			
2.			
3.			
4.			
5.			
6.			
7.			
8.			
9.			
10.			
11.			
12.			
13.			
COL TOL	0		0

BILL NO. 936

AMOUNT DUE			
BILL CODE	UTILITY	BILL CODE	UTILITY
	E		TCA
	TOTAL AMT		TOTAL AMT
	141		0
AMOUNT	AMOUNT	AMOUNT	AMOUNT
1.			
2.			
3.			
4.			
5.			
6.			
7.			
8.			
9.			
10.			
11.			
12.			
13.			
COL TOL	0		0

BILL NO.

AMOUNT DUE			
BILL CODE	UTILITY	BILL CODE	UTILITY
	TOTAL AMT		TOTAL AMT
AMOUNT	AMOUNT	AMOUNT	AMOUNT
1.			
2.			
3.			
4.			
5.			
6.			
7.			
8.			
9.			
10.			
11.			
12.			
13.			
COL TOL			

ACCOUNTING DIRECTIONS:

POLE NO.	Pole Length Anchor Size	Year Set	Pole Class Data Anchor Class.	Record				Proposed					Item No.	LOCATION AND NATURE OF WORK If not in accordance with Joint Pole agreement and routine state reasons.	BILL CODE	UTILITY		ACCOUNTING DIRECTIONS
				E	ATC	FTR	TCA	E	ATC	FTR	TCA	NG				E	NG	
					C	C	C		<u>1/2</u> C	<u>1/2</u> C	<u>1/2</u> C	C		NG TO PURCH SEC 4.4; NG TO ATT TO EXT CA SEC 14.1; TCA TO RELINQ ANC SEC 12.8; NG TO UPDATE REC 13.3	1			
00121ATC	40	97	FT / CL5		34 - 16	32 - 1	32 - 1	<u>10</u>	34 - 16	32 - 1	32 - 1	32 - 1		LOWER AZUSA RD N/S 644' W/O CAL 805 FRWY	2			
			ARM		.34	.33	.33		.25	.25	.25	.25 FREE	104e	ATC TO ASSIGN NG FREE INT ON ARM	3			
	3/4"		ANC E		.34	.33	.33		.50	.50	NI				4			
	1"		ANC S		.33	.34	.33		.50	.50	NI				5			
	2 1/2"		PBR S		.33	.34	.33		.50	.50	NI				6			
														UPDATE REC: TCA NOT ATTACHED ON ANC PER FIELD INSPECTIONS	7			
															8			
				65KV	C	C	C	<u>1</u>	C	C	C	C		NG TO PURCH SEC 4.0; NG TO PL ANC SEC 12.0; NG TO UPDATE REC SEC 13.3	9			
4516857E	80	12	FT / CL1	70 - 23 41 - 2	38 - 1	38 - 1	38 - 1	70 - 28 36 - 2	34 - 1	37 - 1	38 - 1	33 - 1		LOWER AZUSA RD P/P 190' N 1268' W/O CAL 805 FRWY	10	2	285	
				37 - 19 TN 41				32 - 14 TN 35	<u>1</u>	<u>1</u>	<u>1</u>	<u>1</u>			11			
	3/4"		ANC W		.33	.33	.34	<u>42</u>	.33	.33	.34				12			
	3/4"	14	N									ALL	111b		13			
	3/4"	14	W									ALL	111b		14			
														CORRECTING GR/SP PER FIELD INSPECTIONS	15			
															16			
															17			
															18			
															19			

POLE LEGEND: L = LOWER TOP (See BC)
 P = PULL (Item 5A) CPQ = FOOTAGE CUT
 PB = PULL BUTT SCZ = SAFETY CLEARANCE ZONE
 T = TRANSPORT (Item 5B)
 S = SALVAGE ANCHORARM LEGEND:
 O = DISPOSE (Item 10) AR = ANCHORARM REMOVED
 TN = TENANT AT = ANCHORARM TRANSFERRED

Show Quantity of Items to be billed in the Column of Partly to be Paid.

GEOGRAPHICAL LOCATION
 BALDWIN PARK
 COMMUNITY

CCL TOT 285 0
 PAGE TOTAL 285 0

BILL NO. 865

BILL NO. 967

BILL NO. 940

BILL NO. 975

BILL NO. 946

J.P. AUTH. NO. NG1037-01-6154

AMOUNT DUE			
BILL CODE	UTILITY	BILL CODE	UTILITY
	NG		ATC
1			
2		2	34
3		2	FREE
4			
5			
6			
7			
8			
9			
10		2	179
11			
12			
13			
14			
15			
16			
17			
18			
19			
COL TOT	0		213

AMOUNT DUE			
BILL CODE	UTILITY	BILL CODE	UTILITY
	NG		FTR
1			
2		2	34
3		2	FREE
4			
5			
6			
7			
8			
9			
10		2	179
11			
12			
13			
14			
15			
16			
17			
18			
19			
COL TOT	0		213

AMOUNT DUE			
BILL CODE	UTILITY	BILL CODE	UTILITY
	NG		TCA
1			
2		2	34
3		2	FREE
4			
5			
6			
7			
8			
9			
10		2	179
11			
12			
13			
14			
15			
16			
17			
18			
19			
COL TOT	0		213

AMOUNT DUE			
BILL CODE	UTILITY	BILL CODE	UTILITY
	FTR		ATC
1			
2			
3			
4			
5			
6			
7			
8			
9			
10			
11			
12			
13			
14			
15			
16			
17			
18			
19			
COL TOT	0		0

AMOUNT DUE			
BILL CODE	UTILITY	BILL CODE	UTILITY
	ATC		TCA
1			
2			
3			
4		4	0
5		4	0
6		4	0
7			
8			
9			
10			
11			
12			
13			
14			
15			
16			
17			
18			
19			
COL TOT	0		0

ACCOUNTING DIRECTIONS

PAGE TOTAL 0 213

PAGE TOTAL 0 213

PAGE TOTAL 0 213

PAGE TOTAL 0 0

PAGE TOTAL 0 0

PAGE NO. 2A

BILL NO. 972

BILL NO. 632

BILL NO. 923

BILL NO. 936

BILL NO. _____ J.P. AUTH. NO. NG1037-01-6154

AMOUNT DUE			
BILL CODE	UTILITY	BILL CODE	UTILITY
	FTR		TCA
1			
2			
3			
4		4	0
5		4	0
6		4	0
7			
8			
9			
10			
11			
12			
13			
14			
15			
16			
17			
18			
19			
COL TOT	0		0

AMOUNT DUE			
BILL CODE	UTILITY	BILL CODE	UTILITY
	E		ATC
1			
2			
3			
4			
5			
6			
7			
8			
9			
10			
11			
12			
13			
14			
15			
16			
17			
18			
19			
COL TOT	0		0

AMOUNT DUE			
BILL CODE	UTILITY	BILL CODE	UTILITY
	E		FTR
1			
2			
3			
4			
5			
6			
7			
8			
9			
10			
11			
12			
13			
14			
15			
16			
17			
18			
19			
COL TOT	0		0

AMOUNT DUE			
BILL CODE	UTILITY	BILL CODE	UTILITY
	E		TCA
1			
2			
3			
4			
5			
6			
7			
8			
9			
10			
11			
12			
13			
14			
15			
16			
17			
18			
19			
COL TOT	0		0

AMOUNT DUE				ACCOUNTING DIRECTIONS
BILL CODE	UTILITY	BILL CODE	UTILITY	
1				1
2				2
3				3
4				4
5				5
6				6
7				7
8				8
9				9
10				10
11				11
12				12
13				13
14				14
15				15
16				16
17				17
18				18
19				19
COL TOT				

POLE NO.	Pole Length Anchor Size	Year Set	Pole ID Class Anchor Detail	Record				Proposed					Item No.	LOCATION AND NATURE OF WORK If not in accordance with Joint Pole agreement and routine state reasons.	BILL CODE	UTILITY	UTILITY	ACCOUNTING DIRECTION:
				E	ATC	FTR	TCA	E	ATC	FTR	TCA	NG				E	NG	
				66KV	C	C	C	66KV	C	C	C	C		NG TO PURCH SEC 4.8	1			
1556570E	80	64	FT / CL1	70 - 46 37 - 19	19 - 1	19 - 1	20 - 1	70 - 42 21 - 1	19 - 1	18 - 1	20 - 1	22 - 1		LOWER AZUSA RD N/S 968' W/O RIVERGRADE	2	2	51	
				37 - 9				TN 21 43	1	1	1	1			3			
	1"	ANC	E		.34	.33	.33		.34	.33	.33				4			
															5			
				16KV				16KV				C		NG TO PURCH SEC 4.3A; NG TO PL GA SEC 19.2	6			
4704328E	45	07	FT / CL4	100				39 - 9 28 - 8				27 - 1		LOWER AZUSA RD W/S 2248' E/O ROSENGLEN	7	2	754	
		ARM										ALL	161b	4' SCZ ADEQUATE = SECONDARY @ 300' = NG @ 280'	8			
															9			
				66KV	C	C	C	66KV 64	C 69	C 69	C 69	C 69		NG TO PURCH SEC 4.4; NG TO ATT TO EXT F-ARM SEC 14.1; NG TO UPDATE REC SEC 13.3	10			
4531889E	75	04	FT / SH	66 - 38 21 - 3	22 - 1	22 - 1	22 - 1	66 - 38 21 - 3	22 - 1 25	22 - 1 25	22 - 1 25	22 - 1 25		LOWER AZUSA RD N/S 1184' W/O RIVERGRADE RD	11	2	41	
		ARM			(.34)	(.33)	(.33)		.25	.25	.25	.25	164a	EXIST ARM SHARED BETWEEN FTR, ATC & TCA PER FIELD INSPECTIONS	12			
															13			
															14			
															15			
															16			
															17			
															18			
															19			

below structure

1/2 1/2 1/2

41

POLE LEGEND: L = LOWER TOP (Item 5E)
 P = PULL (Item 5A) C(X) = FOOTAGE CUT
 PS = PULL BUTT SCZ = SAFETY CLEARANCE ZONE
 T = TRANSPORT (Item 5B)
 S = SALVAGE ANCHORARM LEGEND:
 D = DISPOSE (Item 5C) AR = ANCHORARM REMOVED
 TN = TENANT AT = ANCHORARM TRANSFERRED

Show Quantity of Items to be billed in the Column of Party to be Paid.

GEOGRAPHICAL LOCATION
 BALDWIN PARK
 COMMUNITY

COL TOT 846 0
 PAGE TOTAL 846 0

BILL NO. 865

BILL NO. 967

BILL NO. 940

BILL NO. 975

BILL NO. 946

J.P. AUTH. NO. NG1037-01-6154

AMOUNT DUE			
BILL CODE	UTILITY	BILL CODE	UTILITY
	NG		ATC
1			
2		2 32	
3			
4			
5			
6			
7			
8			
9			
10			
11		2 43	
12		2 FREE	
13			
14			
15			
16			
17			
18			
19			
COL TOT	0	75	

AMOUNT DUE			
BILL CODE	UTILITY	BILL CODE	UTILITY
	NG		FTR
1			
2		2 32	
3			
4			
5			
6			
7			
8			
9			
10			
11		2 43	
12		2 FREE	
13			
14			
15			
16			
17			
18			
19			
COL TOT	0	75	

AMOUNT DUE			
BILL CODE	UTILITY	BILL CODE	UTILITY
	NG		TCA
1			
2		2 32	
3			
4			
5			
6			
7			
8			
9			
10			
11		2 43	
12		2 FREE	
13			
14			
15			
16			
17			
18			
19			
COL TOT	0	75	

AMOUNT DUE			
BILL CODE	UTILITY	BILL CODE	UTILITY
	FTR		ATC
1			
2			
3			
4			
5			
6			
7			
8			
9			
10			
11			
12			
13			
14			
15			
16			
17			
18			
19			
COL TOT	0	0	0

AMOUNT DUE			
BILL CODE	UTILITY	BILL CODE	UTILITY
	ATC		TCA
1			
2			
3			
4			
5			
6			
7			
8			
9			
10			
11			
12			
13			
14			
15			
16			
17			
18			
19			
COL TOT	0	0	0

ACCOUNTING DIRECTIONS

PAGE TOTAL 0 75

PAGE TOTAL 0 75

PAGE TOTAL 0 75

PAGE TOTAL 0 0

PAGE TOTAL 0 0

PAGE NO. 3A

BILL NO. 972

BILL NO. 632

BILL NO. 923

BILL NO. 936

BILL NO.

J.P. AUTH. NO. NG1037-01-6154

AMOUNT DUE			
BILL CODE	UTILITY	BILL CODE	UTILITY
	FTR		TCA
1			
2			
3			
4			
5			
6			
7			
8			
9			
10			
11			
12			
13			
14			
15			
16			
17			
18			
19			
COL TOT	0		0

AMOUNT DUE			
BILL CODE	UTILITY	BILL CODE	UTILITY
	E		ATC
1			
2			
3			
4			
5			
6			
7			
8			
9			
10			
11			
12			
13			
14			
15			
16			
17			
18			
19			
COL TOT	0		0

AMOUNT DUE			
BILL CODE	UTILITY	BILL CODE	UTILITY
	E		FTR
1			
2			
3			
4			
5			
6			
7			
8			
9			
10			
11			
12			
13			
14			
15			
16			
17			
18			
19			
COL TOT	0		0

AMOUNT DUE			
BILL CODE	UTILITY	BILL CODE	UTILITY
	E		TCA
1			
2			
3			
4			
5			
6			
7			
8			
9			
10			
11			
12			
13			
14			
15			
16			
17			
18			
19			
COL TOT	0		0

AMOUNT DUE			
BILL CODE	UTILITY	BILL CODE	UTILITY
1			
2			
3			
4			
5			
6			
7			
8			
9			
10			
11			
12			
13			
14			
15			
16			
17			
18			
19			
COL TOT			

ACCOUNTING DIRECTIONS

PAGE TOTAL 0 0

PAGE TOTAL 0 0

PAGE TOTAL 0 0

PAGE TOTAL 0 0

PAGE TOTAL

POLE NO.	Pole Length Anchor Size	Year Set	Pole TH Class Anchor Desc.	Record				Proposed					Item No.	LOCATION AND NATURE OF WORK <small>If not in accordance with Joint Pole agreement and out-of-state reasons.</small>	BILL CODE	UTILITY	UTILITY	ACCOUNTING DIRECTIONS:
				E	ATC	FTR	TCA	E	ATC	FTR	TCA	NG				E	NG	
				66KV	C	C	C	66KV -10	C -11	C -10	C -10	C -11		NG TO PURCH SEC 4.0; NG TO PL ANC SEC 12.0; NG TO REARRANGE SEC 10.9	1			
1556573E	75	64	FT / CL2	66-39 22-4	23-1	23-1	23-1	66-36 24-1	22-1	22-1	22-1	23-1		LOWER AZUSA RD 1511' W/O RIVERGRADE	2	249		
								21-3 TN 24	34	33	33				3			
			ARM		.34	.33	.33	40	.34	.33	.33				4			
	3/4"	14	W									ALL	111b		5			
	2"	PBR	W									ALL	112a		6			
														NG TO LWR EXIST ARM TO 2116" - NO COST NG TO LWR ATC, FTR & TCA TO 213" - NO COST	7			
															8			
				66KV				66KV -10	C -10	C -10	C -10	C -10		NG TO PURCH SEC 4.0; NG TO PL ANC SEC 12.0; ATC, FTR & TCA TO PURCH SEC 4.0	9			
1556574E	75	64	FT / CL2	100				66-35 25-1	21-1	22-1	23-1	24-1		LOWER AZUSA RD N/S 1515' W/O RIVERGRADE RD	10	2141		
								20-2 TN 25							11			
	3/4"	10	W									ALL	111b		12			
															13			
				66KV	C	C	C	66KV -10	C -10	C -10	C -10	C -10		NG TO PURCH SEC 4.0	14			
1556575E	75	64	FT / CL1	66-37 21-3	22-1	22-1	23-1	66-34 25-2	22-1	21-1	23-1	24-1		LOWER AZUSA RD N/S 1691' W/O RIVERGRADE AV	15	249		
								20-2 TN 25							16			
								38							17			
															18			
															19			

POLE LEGEND: L = LOWER TOP (from SE)
 P = PULL (from SW) C(D) = FOOTAGE CUT
 PS = PULL BUTT SCZ = SAFETY CLEARANCE ZONE
 T = TRANSPORT (from SW)
 S = SALVAGE ANCHORARM LEGEND:
 D = DISPOSE (from SW) AR = ANCHORARM REMOVED
 TN = TENANT AT = ANCHORARM TRANSFERRED

Show Quantity of Items to be billed in the Column of Party to be Paid.

GEOGRAPHICAL LOCATION
 BALDWIN PARK
 COMMUNITY

COL TOT 239 0
 PAGE TOTAL 239 0

BILL NO. 865

BILL NO. 967

BILL NO. 940

BILL NO. 975

BILL NO. 946

	AMOUNT DUE	
	UTILITY NG	UTILITY ATC
1		
2		2 31
3		
4		
5		
6		
7		
8		
9		
10		
11		
12		
13		
14		
15		2 31
16		
17		
18		
19		
COL TOT	0	62

	AMOUNT DUE	
	UTILITY NG	UTILITY FTR
1		
2		2 31
3		
4		
5		
6		
7		
8		
9		
10		
11		
12		
13		
14		
15		2 31
16		
17		
18		
19		
COL TOT	0	62

	AMOUNT DUE	
	UTILITY NG	UTILITY TCA
1		
2		2 31
3		
4		
5		
6		
7		
8		
9		
10		
11		
12		
13		
14		
15		2 31
16		
17		
18		
19		
COL TOT	0	62

	AMOUNT DUE	
	UTILITY FTR	UTILITY ATC
1		
2		
3		
4		
5		
6		
7		
8		
9		
10		
11		
12		
13		
14		
15		
16		
17		
18		
19		
COL TOT	0	0

	AMOUNT DUE	
	UTILITY ATC	UTILITY TCA
1		
2		
3		
4		
5		
6		
7		
8		
9		
10		
11		
12		
13		
14		
15		
16		
17		
18		
19		
COL TOT	0	0

ACCOUNTING DIRECTIONS

1
2
3
4
5
6
7
8
9
10
11
12
13
14
15
16
17
18
19

PAGE TOTAL 0 62

PAGE TOTAL 0 62

PAGE TOTAL 0 62

PAGE TOTAL 0 0

PAGE TOTAL 0 0

BILL NO. 972

BILL NO. 632

BILL NO. 923

BILL NO. 936

BILL NO.

J.P. AUTH. NO. NG1037-01-6154

AMOUNT DUE			
BILL CODE	UTILITY	BILL CODE	UTILITY
	FTR		TCA
1			
2			
3			
4			
5			
6			
7			
8			
9			
10			
11			
12			
13			
14			
15			
16			
17			
18			
19			
COL TOT	0		0

AMOUNT DUE			
BILL CODE	UTILITY	BILL CODE	UTILITY
	E		ATC
1			
2			
3			
4			
5			
6			
7			
8			
9			
10	2 141		
11			
12			
13			
14			
15			
16			
17			
18			
19			
COL TOT	141		0

AMOUNT DUE			
BILL CODE	UTILITY	BILL CODE	UTILITY
	E		FTR
1			
2			
3			
4			
5			
6			
7			
8			
9			
10	2 141		
11			
12			
13			
14			
15			
16			
17			
18			
19			
COL TOT	141		6

AMOUNT DUE			
BILL CODE	UTILITY	BILL CODE	UTILITY
	E		TCA
1			
2			
3			
4			
5			
6			
7			
8			
9			
10	2 141		
11			
12			
13			
14			
15			
16			
17			
18			
19			
COL TOT	141		0

AMOUNT DUE			
BILL CODE	UTILITY	BILL CODE	UTILITY
1			
2			
3			
4			
5			
6			
7			
8			
9			
10			
11			
12			
13			
14			
15			
16			
17			
18			
19			
COL TOT			

ACCOUNTING DIRECTIONS

PAGE TOTAL 0 0

PAGE TOTAL 141 0

PAGE TOTAL 141 6

PAGE TOTAL 141 0

PAGE TOTAL

PAGE NO. 4B

POLE NO.	Pole Length Anchor Dist	Year Bld	Pole Ttl Class Anchor Dist	Record				Proposed					Item No.	LOCATION AND NATURE OF WORK If not in accordance with Joint Pole agreement and outside-state reasons.	BILL CODE	UTILITY	UTILITY	ACCOUNTING DIRECTIONS
				E	ATC	FTR	TCA	E	ATC	FTR	TCA	NG				E	NG	
				66KV	C	C	C	66KV -10	C -10	C -10	C -10	C -10		NG TO PURCH SEC 4.0; NG TO UPDATE REC SEC 13.3	1			
1556576E	75	64	FT/ CL1	66-38 22-4	23-1	23-1	24-1	66-38 25-1	22-1	21-1	23-1	24-1		LOWER AZUSA RD N/S 1875' W/O RIVERGRADE	2	249		
								20-2 TN 25							3			
								38						CORRECTING GR/SP PER FIELD INSPECTIONS	4			
								1							5			
				66KV	C	C	C	66KV -10	C -10	C -10	C -10	C -10		NG TO PURCH SEC 4.0; NG TO UPDATE REC SEC 13.3	6			
1556583E	75	64	FT/ CL2	66-37 21-3	22-1	22-1	23-1	66-38 20-2	22-1	21-1	23-1	24-1		LOWER AZUSA RD N/S 628' E/O DURFEE RD	7	249		
								38						CORRECTING GR/SP PER FIELD INSPECTIONS	8			
															9			
				66KV	C	C	C	66KV -10	C -10	C -10	C -10	C -10		NG TO PURCH SEC 4.4; NG TO ATT TO EXT CA SEC 14.1; NG TO UPDATE REC SEC 13.3	10			
1556584E	75	64	FT/ CL2	66-37 21-3	22-1	22-1	23-1	66-37 20-2	22-1	21-1	23-1	23-1		LOWER AZUSA RD N/S 389' E/O DURFEE RD	11	231		
			ARM				ALL	39			.50	.50 FREE	164a	TCA TO ASSIGN NG FREE INT	12			
														CORRECTING GR/SP PER FIELD INSPECTIONS	13			
															14			
				66KV	C	C	C	66KV -10	C -10	C -10	C -10	C -10		NG TO PURCH SEC 4.4; NG TO ATT TO EXT CA SEC 14.1; NG TO UPDATE REC SEC 13.3	15			
1556585E	75	64	FT/ CL2	66-37 21-3	22-1	22-1	23-1	66-38 19-1	21-1	20-1	22-1	22-1		LOWER AZUSA RD N/S 288' E/O DURFEE RD	16	231		
			ARM				ALL	39			.50	.50 FREE	164a	TCA TO ASSIGN NG FREE INT	17			
														CORRECTING GR/SP PER FIELD INSPECTIONS	18			
															19			

POLE LEGEND:
 P = PULL (Item 5A)
 PS = PULL BUTT
 T = TRANSPORT (Item 5B)
 S = SALVAGE
 D = DISPOSE (Item 5C)
 TN = TENANT

L = LOWER TOP (Item 5E)
 CXXX = FOOTAGE CUT
 SCZ = SAFETY CLEARANCE ZONE

ANCHORARM LEGEND:
 AR = ANCHORARM REMOVED
 AT = ANCHORARM TRANSFERRED

Show Quantity of Items to be billed in the Column of Party to be Paid.

GEOGRAPHICAL LOCATION
 BALDWIN PARK
 COMMUNITY

OCCL TOT 160 0
 PAGE TOTAL 160 0

BILL NO. 865

BILL NO. 967

BILL NO. 940

BILL NO. 975

BILL NO. 946

J.P. AUTH. NO. NG1037-01-6154

AMOUNT DUE			
BILL CODE	UTILITY NG	BILL CODE	UTILITY ATC
1			
2		231	
3			
4			
5			
6			
7		231	
8			
9			
10			
11		231	
12			
13			
14			
15			
16		231	
17			
18			
19			
COL TOT	0	124	

AMOUNT DUE			
BILL CODE	UTILITY NG	BILL CODE	UTILITY FTR
1			
2		231	
3			
4			
5			
6			
7		231	
8			
9			
10			
11		231	
12			
13			
14			
15			
16		231	
17			
18			
19			
COL TOT	0	124	

AMOUNT DUE			
BILL CODE	UTILITY NG	BILL CODE	UTILITY TCA
1			
2		231	
3			
4			
5			
6			
7		231	
8			
9			
10			
11		240	
12		2 FREE	
13			
14			
15			
16		240	
17		2 FREE	
18			
19			
COL TOT	0	142	

AMOUNT DUE			
BILL CODE	UTILITY FTR	BILL CODE	UTILITY ATC
1			
2			
3			
4			
5			
6			
7			
8			
9			
10			
11			
12			
13			
14			
15			
16			
17			
18			
19			
COL TOT	0	0	

AMOUNT DUE			
BILL CODE	UTILITY ATC	BILL CODE	UTILITY TCA
1			
2			
3			
4			
5			
6			
7			
8			
9			
10			
11			
12			
13			
14			
15			
16			
17			
18			
19			
COL TOT	0	0	

ACCOUNTING DIRECTIONS

PAGE TOTAL 0 124

PAGE TOTAL 0 124

PAGE TOTAL 0 142

PAGE TOTAL 0 0

PAGE TOTAL 0 0

PAGE NO. 5A

BILL NO. 972

BILL NO. 632

BILL NO. 923

BILL NO. 936

BILL NO.

J.P. AUTH. NO. NG1037-01-6154

AMOUNT DUE			
BILL CODE	UTILITY	BILL CODE	UTILITY
	FTR		TCA
1			
2			
3			
4			
5			
6			
7			
8			
9			
10			
11			
12			
13			
14			
15			
16			
17			
18			
19			
COL TOT	0		0

AMOUNT DUE			
BILL CODE	UTILITY	BILL CODE	UTILITY
	E		ATC
1			
2			
3			
4			
5			
6			
7			
8			
9			
10			
11			
12			
13			
14			
15			
16			
17			
18			
19			
COL TOT	0		0

AMOUNT DUE			
BILL CODE	UTILITY	BILL CODE	UTILITY
	E		FTR
1			
2			
3			
4			
5			
6			
7			
8			
9			
10			
11			
12			
13			
14			
15			
16			
17			
18			
19			
COL TOT	0		0

AMOUNT DUE			
BILL CODE	UTILITY	BILL CODE	UTILITY
	E		TCA
1			
2			
3			
4			
5			
6			
7			
8			
9			
10			
11			
12			
13			
14			
15			
16			
17			
18			
19			
COL TOT	0		0

AMOUNT DUE				ACCOUNTING DIRECTIONS
BILL CODE	UTILITY	BILL CODE	UTILITY	
1				1
2				2
3				3
4				4
5				5
6				6
7				7
8				8
9				9
10				10
11				11
12				12
13				13
14				14
15				15
16				16
17				17
18				18
19				19
COL TOT				

PAGE TOTAL 0 0

PAGE TOTAL 0 0

PAGE TOTAL 0 0

PAGE TOTAL 0 0

PAGE TOTAL

PAGE NO. 5B

POLE NO.	Pole Length Anchor Size	Year Set	Pole Top Class Anchor Class.	Record				Proposed					Item No.	LOCATION AND NATURE OF WORK <small>If not in accordance with Joint Pole agreement and utility-state reasons.</small>	BILL CODE	UTILITY	BILL CODE	UTILITY	ACCOUNTING DIRECTIONS
				E	ATC	FTR	TCA	E	ATC	FTR	TCA	NG				E		NG	
				66KV	C	C	C	66KV 10	C -10	C 10	C 10	C -10		NG TO PURCH SEC 4.0; NG TO PL ANC SEC 12.0; NG TO REARRANGE SEC 10.9	1				
4494488E	75	04	FT / CL1	66 - 35 23 - 1	24 - 1	22 - 1	25 - 1	66 - 35 25 - 1	22 - 1	21 - 1 TN 21	23 - 1	24 - 1		LOWER AZUSA RD N/S 65' W/O ROSEGLEN	2	2	66		
				21 - 3				20 - 2							3				
	58'	14	E										ALL	111b	4				
														NG TO LWR TCA TO 22' - NO COST NG TO LWR ATC TO 21' - NO COST	5				
														NG TO LWR CATV TO 20' - NO COST	6				
															7				
				66KV	C	C	C	66KV 10	C 10	C 10	C 10	C 10		NG TO PURCH SEC 4.0; NG TO UPDATE REC SEC 13.3	8				
1556587E	80	11	FT / CL1	70 - 40 22 - 4	23 - 1	23 - 1	24 - 1	70 - 36 24 - 6	26 - 1	25 - 1	27 - 1	28 - 1		LOWER AZUSA RD N/S 25' W/O ROSEGLEN	9	2	273		
				TN 22				TN 22							10				
														CORRECTING GR/SP PER FIELD INSPECTIONS	11				
															12				
															13				
															14				
															15				
															16				
															17				
															18				
															19				

POLE LEGEND:
 P = FULL (Item 5A)
 PB = FULL BUTT
 T = TRANSPORT (Item 5B)
 S = SALVAGE
 D = DISPOSE (per 5C)
 TN = TENANT

L = LOWER TOP (Item 5E)
 C(X) = FOOTAGE CUT
 SCZ = SAFETY CLEARANCE ZONE

ANCHORARM LEGEND:
 AR = ANCHORARM REMOVED
 AT = ANCHORARM TRANSFERRED

Show Quantity of Items to be billed in the Column of Party to be Paid.

↑ ↑ ↑ ↑ ↑
 GEOGRAPHICAL LOCATION
 BALDWIN PARK
 COMMUNITY

COL TOT 339 0
 PAGE TOTAL 339 0

BILL NO. 865

BILL NO. 967

BILL NO. 940

BILL NO. 975

BILL NO. 946

J.P. AUTH. NO. NG1037-01-6154

AMOUNT DUE			
BILL CODE	UTILITY	BILL CODE	UTILITY
	NG		ATC
1			
2		241	
3			
4			
5			
6			
7			
8			
9		2172	
10			
11			
12			
13			
14			
15			
16			
17			
18			
19			
COL TOT	0	213	

AMOUNT DUE			
BILL CODE	UTILITY	BILL CODE	UTILITY
	NG		FTR
1			
2		241	
3			
4			
5			
6			
7			
8			
9		2172	
10			
11			
12			
13			
14			
15			
16			
17			
18			
19			
COL TOT	0	213	

AMOUNT DUE			
BILL CODE	UTILITY	BILL CODE	UTILITY
	NG		TCA
1			
2		241	
3			
4			
5			
6			
7			
8			
9		2172	
10			
11			
12			
13			
14			
15			
16			
17			
18			
19			
COL TOT	0	213	

AMOUNT DUE			
BILL CODE	UTILITY	BILL CODE	UTILITY
	FTR		ATC
1			
2			
3			
4			
5			
6			
7			
8			
9			
10			
11			
12			
13			
14			
15			
16			
17			
18			
19			
COL TOT	0	0	

AMOUNT DUE			
BILL CODE	UTILITY	BILL CODE	UTILITY
	ATC		TCA
1			
2			
3			
4			
5			
6			
7			
8			
9			
10			
11			
12			
13			
14			
15			
16			
17			
18			
19			
COL TOT	0	0	

ACCOUNTING DIRECTIONS

PAGE TOTAL 0 213

PAGE TOTAL 0 213

PAGE TOTAL 0 213

PAGE TOTAL 0 0

PAGE TOTAL 0 0

PAGE NO. 6A

BILL NO. 972

BILL NO. 632

BILL NO. 923

BILL NO. 936

BILL NO. _____ J.P. AUTH. NO. NG1037-01-6154

	AMOUNT DUE			
	BILL CODE	UTILITY	BILL CODE	UTILITY
	FTR		TCA	
1				
2				
3				
4				
5				
6				
7				
8				
9				
10				
11				
12				
13				
14				
15				
16				
17				
18				
19				
COL TOT	0		0	

	AMOUNT DUE			
	BILL CODE	UTILITY	BILL CODE	UTILITY
	E		ATC	
1				
2				
3				
4				
5				
6				
7				
8				
9				
10				
11				
12				
13				
14				
15				
16				
17				
18				
19				
COL TOT	0		0	

	AMOUNT DUE			
	BILL CODE	UTILITY	BILL CODE	UTILITY
	E		FTR	
1				
2				
3				
4				
5				
6				
7				
8				
9				
10				
11				
12				
13				
14				
15				
16				
17				
18				
19				
COL TOT	0		0	

	AMOUNT DUE			
	BILL CODE	UTILITY	BILL CODE	UTILITY
	E		TCA	
1				
2				
3				
4				
5				
6				
7				
8				
9				
10				
11				
12				
13				
14				
15				
16				
17				
18				
19				
COL TOT	0		0	

	AMOUNT DUE				ACCOUNTING DIRECTIONS
	BILL CODE	UTILITY	BILL CODE	UTILITY	
1					1
2					2
3					3
4					4
5					5
6					6
7					7
8					8
9					9
10					10
11					11
12					12
13					13
14					14
15					15
16					16
17					17
18					18
19					19
COL TOT					

Southern California Joint Pole Committee

279 E. Arrow Hwy. Suite 104
San Dimas, CA 91773
Phone (909) 599-3801
Fax (909) 599-3825

November 19, 2019

A regular meeting of the **Billing Process Simplification** took place on the above date, at 10:00 a.m., at the Committee office.

Those in attendance were:

Mr. Jeffery Williams	City of Los Angeles
Mr. Joe Serrato	Crown Castle NG West Inc./NewPath/CA-CLEC LLC
Ms. Angela Pranata	Committee Staff
Ms. Kathleen Allen	Committee Staff

Those attending via teleconference were:

Mr. Wayne Brown	Southern California Edison
Ms. Camile Bowie	Southern California Edison
Ms. Aarize Dizon	Crown Castle NG West Inc./NewPath/CA-CLEC LLC
Mr. Bret Plaskey	Frontier Communications
Ms. Cory Crawford	AT&T California
Ms. Kay Black	AT&T California
Mr. Todd Daily	AT&T California
Ms. Lynn Prescott	Verizon Wireless
Mr. Ben Coffey	City of Banning
Ms. Maria Ortiz	XO Communication/MCI Telecom/MCI Metro
Ms. Lupe Hernandez	Teleport Communications America
Ms. Alicia Smith	Sprint Nextel/Sprint Communications
Ms. Linda McLean	Extenet Systems
Mr. Daniel Luty	Extenet Systems
Ms. Yvonne Johnson	AT&T Mobility
Mr. Pedro Garganera	MCI Telecommunications
Mr. Yesenia Delgado	Time-Warner Cable
Mr. Mina Shehata	City of Burbank

Chairperson, Mr. Serrato called the meeting to order at 10:03 a.m. by addressing the first item on the agenda, the review of **Previous November meeting minutes**. There were no questions or comments.

The second agenda item is **Item 1662: Billing Process Simplification**.

Most Time Consuming JPAs

Ms. Allen was asked to come up with two JPA examples where billing is based on “Date Received” by SCJPC. Ms. Pranata brought up JPA example NG365242-02-41. Ms. Allen explained this was billed by “Date Received” using 2019 pole prices that was per the proposal from last month. Currently, billing for section 4.0 is to bill by “Date Sent” which is 2016. She continued to explain billing procedures would be the same but just using 2019 prices. She showed with the new proposed way of billing purchasing interest per “Date Received” for account 615 E would lose \$1040, for account 854 H would gain \$163, and lastly for account 855 M would lose \$379 for this one JPA. She added only six minutes, 11% of time was saved by billing the new proposed way. The money saved for that time was \$5.08 from the new proposed way to the current way. Mr. Serrato thanked Ms. Allen for her time and analysis.

Ms. Pranata brought up JPA example E4405-408320252 and Ms. Allen explained this was for a new pole set. Currently we bill by “Year Set” of new pole; however, the example is based on “Date Received” by using 2019 pole prices per the proposal. She added all billing procedures are the same. The difference is using 2019 pole prices. She showed with the new proposed way of billing purchasing interest into a new pole per “Date Received” for account 615 E would gain \$3,765, for account 936 E would gain \$3,995, and lastly for account 940 TCA would lose \$5 for this one JPA. She then showed that it took 4.17 minutes longer to bill by the new proposed way. Mr. Serrato thanked Ms. Allen again for her time and analysis.

Current 2019 Average

Ms. Pranata opened and explained that she updated the table. The current Biller Level I, II, and III averages are listed on the agenda. The new totals include time off, retirement, workers’ comp, payroll taxes, benefits, and etc. Mr. Serrato commented the new totals will help make a decision on things to see if it’s worth it.

There were no further questions or comments.

Questions for Accountant

Mr. Serrato inquired about the list of questions for the accountant. Ms. Pranata commented that no new questions have been added.

There were no further questions or comments.

List of Ideas for Billing Simplification

Ms. Allen stated that in the packet the *List of Ideas* are included. Ms. Pranata brought up the file to show the ideas currently pending. Mr. Serrato commented that eventually these should end up on Admin. Board meeting to be voted in. Mr. Williams stated that these would need to be voted in to change the billing process. He added it will be further discussed in Admin. Board once things are dialed in and see the consensus of the members. Mr. Williams also stated that once ideas are presented to give members time to go back and discuss internally so no harsh decisions are made that go against the companies.

Mr. Williams inquired if the members knew why he proposed to bill by “*Date Received*”. He then read the first idea off the list. *Mr. Williams’s proposal: Using DATE RECEIVED in SCJPC office opposed to Date Sent or Year Set of new pole for billing incoming JPAs. (10/15/19)* He explained that if just “Date Sent” was used that sometimes these jobs don’t get built for years. Even though the JPA is supposed to be redone it is not happening. Sometimes we are dealing with things five years old; however, the work was just recently done. He added he thinks this may get the billing done sooner and the billers will not have to reference so many books. Ms. Crawford inquired if there is a benefit of getting their billing sent in earlier if they use a date 10 years out which is at a higher rate. Mr. Williams stated that is something that would need to be worked on as well the billing portion of it. He added there are things built out there for years and has never been billed. Moving forward by using “Date Received” we can work on routine revision and helping getting people to start billing their stuff as soon as possible. Mr. Plaskey commented the main concern from Frontier is that one member is driving the vast majority of the work and if we switch from date sent, which can go back several years, and go to date receive that favors one member to receive more income for something that was agreed upon many years ago. Ms. Black inquired if “*Year Set*” should be really included in idea number one. Mr. Williams stated that he didn’t mean for it to be included. He explained that if someone set a pole in 1998, 1998 prices should be used. Ms. Allen explained when she prepared the examples for review she used 2019 pole prices per “DATE RECEIVED” then went down to 2018 prices for the year set. She explained currently for a new pole or replacement and the year set is 2018, 2018 pole prices would be used. Mr. Williams clarified what he really meant was for purchase of interest into a pole to use “Date Received” date. Mr. Williams then inquired if anyone can think of any other ideas to simplify this portion of it. The staff is going back to books from 1998 and he would like to avoid multiple books being used. Mr. Shehata commented that he feels this would be seen differently from a power company opposed to a communication company point of view. He added for example, power companies mainly set pole whereas communication companies attached to poles. Ms. Pranata suggested that perhaps we should specify which sections or is it purchase of interest into a new pole or purchase of interest of an existing pole in field. Ms. Black stated that would be great because this sentence is very confusing and as it is today AT&T California would not go with this. Ms. Pranata commented it can be separated and Mr. Shehata agreed. Mr. Plaskey stated that he and Mr. Brown were discussing the changes and how it would affect their companies. From an SCE perspective if it was \$1.00 more to pay they would not agree to pay for it. From a Frontier stand point if they were to pay \$1.00 more they would not be interested in changing as well. He added that it really is a DOA scenario for a lot of these suggestions going on out there. Mr. Williams stated that he realizes it but that is why they were talking about what it was costing to go through this to kind of level it out. There is no way the committee can move to a digitalize billing system if no one is willing to budge a little. It has to be looked at that the billing might change, but what it is costing monthly to run the SCJPC. If they continuing running at full capacity more people will need to be hired and the office would need to move to a new building. Overhead keeps rising but nothing is being done to slow it down. He then explained if we are going to move forward you may not collect more on the JPA side. However, on the cost side we may be breaking even or even becoming more efficient. Mr. Plaskey

agreed and stated what are the sections and the impacts and hit that against the cost of the SCJPC that is allocated amongst the members. Exercises still need to be completed to see what it looks like so it can be taken back to leadership for discussion. Mr. Plaskey stated further that if Edison is not willing to pay \$1.00 more to gain some efficiency then we are dead in the water. We need to keep that in mind of how much effort needs to be put in as we are going through this. Mr. Williams stated that is what this proposal is going to do. Show us what is needed. He added that after reading idea number one it wasn't what he was envisioning. For new year sets if you wait three years to send the bill you are going to pay more. Mr. Shehata suggest for new pole sets to bill by "Year Set" which makes more sense and for all other JPAs bill by event date, attachment date or "Date Received". Ms. Pranata clarified that he is suggesting to add a new field to the JPA for the attachment date. Ms. Prescott commented maybe bill by bill of sale date. Mr. Serrato inquired is there a way not to add a new field to the Final but it is stamped when it is received by SCJPC. Ms. Pranata stated that we bill it on based on "Date Received". Mr. Serrato stated on the *List of Ideas* number one should be stated: Mr. Williams's proposal: Using DATE RECEIVED in SCJPC office opposed to Date Sent on JPAs for purchase of interest on existing poles. Ms. Pranata added there would be no change to new pole sets billing by "Year Set". Mr. Williams explained he wants to keep the billers in one book. Ms. Black inquired if this is being proposed for all section codes. For example, 4.0 and 4.1A? She added those have traditionally been tied to "Year Set" and 4.1B to "Received Date". Ms. Allen clarified section 4.0 and 4.1X are all billed by "Date Sent" of the JPA. She explained that 4.1A or B or both billed by "Date Sent" of the JPA. When there is a 7.7 and 4.1B the purchase of interest of the unauthorized is billed by "Year Set" of the new pole and the penalty is billed by "Date Sent" of the JPA. Ms. Black inquired where 4.0 would fall in the new proposed billing. Ms. Allen commented it would be billed by "Date Received". Ms. Black commented for AT&T California to bill 4.0 on their own initiated JPAs by "Date Sent" would be a very difficult thing to swallow. Ms. Pranata clarified the current process is to bill 4.0 by "Date Sent". Ms. Allen stated all existing sections including 4.0 is all billed by "Date Sent" and billing by "Date Received" is what is being proposed. Ms. Pranata suggested an illustration to show sections and how they are billed. Mr. Williams asked Ms. Pranata to bring up City of Los Angeles pole prices for 2019. He explained the billing and what prices are used and the reasoning for the staff to stay in one book. Ms. Pranata then explained on the current billing procedures and on billing new pole sets are when they have to change books. Mr. Serrato suggested an Excel expert to create a program that will spit a price out per basic information input. Ms. Black stated that if Ms. Allen gives them the hard copy books that can be added into the formula then we don't have to change how anything has been priced then because it will all be easy. Mr. Serrato commented let's see how much time it will save first. Ms. Pranata commented that will be added to the list, but billing still needs to be simplified. Mr. Serrato and Mr. Williams both agree. Ms. Pranata reiterated that illustrations with screen shots explaining sections and billing will help the members understand since they do not bill every day.

Mr. Serrato moved on to idea number two. *Bill 7.7 with 4.1B YEAR SET of new pole*. Ms. Allen explained that at the first meeting examples were explained on this idea. She added that Edison was against the idea because they were losing too much money. Ms. Pranata brought up the JPA and explained that for this example, section

7.7 & 4.1B, Edison lost \$4. Mr. Brown inquired why they should give up money. Someone is unauthorized on one JPA or 1,000 JPAs we would continue to lose more money as the time goes on. We don't want to reward someone for being unauthorized. Mr. Williams stated might not be losing money in the long run and that what needs to be looked at.

Mr. Williams stated that these ideas are a no go. He added that a \$1 to him is not that big of a deal. But when you are talking thousands of dollars it's a lot. \$6 is not much. But when you are talking of hundreds and thousands of dollars to only save a couple minutes it's a no go.

Mr. Serrato read idea number three and inquired if it should be addressed or are we going in a new direction. *4.1A or B to be billed by proposed side of JPA only for purchase of interest and penalty.* Mr. Williams commented this will not be able to be done on an excel spreadsheet. The billers have to allocate grade/space and safety clearance zone on both proposed side and record side of JPA. Mr. Williams inquired why are we billing by proposed and penalty by record. Ms. Allen explained from her understanding that companies did not want to pay any extra money because the footage can vary from proposed to record. She explained there may be ½' on record but on proposed a full foot is to be purchased. Therefore, companies only wanted to be penalized ½" of what is on record and not the full foot from proposed. Mr. Williams was under the impression we do not bill by ½ a foot and only full a full foot unless purchasing interest into the safety clearance zone. Ms. Allen and Ms. Pranata both replied no and that partial feet are charged when sharing. Ms. Allen explained the complexity of billing when one member is unauthorized and sharing a foot with two other members. For the billing to be correct the unauthorized party would be charge 1/6 of a foot by each of the other two members they are sharing the foot with. She added that 1/6' from one member and 1/6' from the other member equals the 1/3' they are unauthorized on. Ms. Allen stated that she originally presented an example on this idea at a previous meeting. Mr. Williams asked Ms. Pranata to pull up the JPA. Ms. Pranata pulled up JPA example 1234 and Ms. Allen explained that the idea was to eliminate the allocation and billing on the Record side of the JPA and bill only by Proposed side of JPA. Mr. Williams inquired about the difference of price on this one and the time saved. Ms. Allen stated about 15-20 minutes. Mr. Williams and Mr. Serrato both agreed this one is worth willing to change. Ms. Allen stated that this example was done prior to the cost comparison and time saved analysis was requested. She will do a cost comparison and time saved analysis using a Biller Level III average pay on the JPA and present next meeting. Mr. Williams inquired if there were any objections on this one. There were no objections. Mr. Serrato inquired if we can use this example to show the larger group to show what is trying to be accomplished. Mr. Plaskey inquired about the salaries and if they are proportionate. Ms. Pranata replied proportionate. He then requested a cost comparison be put together and sent out on this JPA example would be great. He added any changes made he would have to take back to leadership to make sure they are good with. He would also have to figure out his own proportionate cost. Mr. Plaskey then inquired about the volume of mutlis. Ms. Pranata replied three percent of the billing. She added it takes a long time to do the three percent. Mr. Williams stated that this is just the cost of the person. How about the facility and stuff like that. Should we be thinking about that as far as what it is costing us? Should it be added in? Mr. Plaskey replied power, internet, and phone are

fixed costs and not variable costs; not like labor is. He thinks that the only variable costs are the labor rate and should only be included. Mr. Williams explained that loaded labor rates would include a portion of the Office Manager's job and Administrative Aide's job as well. Mr. Plaskey stated that the costs shown did not include fix costs and only variable costs. Mr. Serrato inquired when this can be ready and how soon is can be put on Discussion for Administrative Board. Ms. Allen stated she can have this example ready for by the next meeting in January 2020 and possibly for Discussion at Admin. Board pending conversation at this ad hoc in January 2020. Mr. Williams's solicited any questions. There were none.

Mr. Serrato inquired when looking for pole prices to charge each party what factors are you looking for? Everything that is laid out on the pole pricing index? If that can be put on one long sheet and add columns and some other factors a VLOOKUP search can capture that information Mr. Serrato added that he envision it or will sit down with Ms. Pranata and discuss further. Ms. Crawford inquired if the staff is excel savvy and can use VLOOKUP and macros. Mr. Pranata replied that none of the staff can do it. Mr. Serrato stated VLOOKUP and Pivot Table is simple and if they learned it, it can shave off a lot of time.

Ms. Pranata inquired if she could add to the List of Ideas and the committee commented yes. She explained going off of what Mr. Serrato stated earlier about the Excel expert and programing, the way it is now our desks are set up with two monitors, keyboard, and a mouse. Perhaps each staff member can have a tablet so we don't have to go back and forth to the computer and billing book and also print them. As of now we print the pole prices and put them into books. If we have a tablet we can put it next to our JPAs when we bill and not have to pull billing books. Mr. Williams inquired about a third monitor and Ms. Pranata replied a tablet would be more beneficial. It would be used for billing only. Ms. Crawford was confused and commented that on one monitor would be excel and on the other monitor would be the JPAs she then inquired what would be the need of a tablet. Ms. Pranata explained it is a piece of equipment where we can sit it next to our JPAs when billing. So they staff don't have to move around the desk and have to look up to the monitor then down to the JPA and having to grab different printed billing books from our bookcase. Mr. Williams stated the JPAs are not on the monitor they are on the desk. Ms. Crawford inquired in addition to two monitor what a tablet is going to do what? Mr. Williams replied it will keep them from having to look up at the monitor and then down to the desk. She then inquired the two monitors don't prevent that how? Ms. Pranata explained the way the desks are set up. Where the monitors are at you can only fit a keyboard and a mouse. It does not fit JPAs or billing books. We cannot bill in front of the monitors and have to bill at a 90 degree angle. Mr. Serrato inquired about showing an illustration of the desk set up. Ms. Pranata commented she can take a picture. Mr. Serrato commented okay and put your idea together. Ms. Allen added the monitors are to the right. We want to have more space and have it in front of us without going back and forth. Our monitors are to the right and work to the left. Mr. Serrato inquired if the current computers are outdated. Ms. Pranata replied yes. He then inquired what if a new tablet/laptop was your new computer. You would have a doc and then a monitor. Ms. Pranata replied yes and that no new computers would be purchase but a device like Mr. Serrato has. Mr. Serrato stated it's a Think Pad that bends backwards. He added we can replace the current computers with something like his and will take care of both issues.

Mr. Serrato then reviewed the two new ideas to add to the current *List of Ideas*. New idea one: Contact an Excel Expert to devise a program to assist with billing. New idea two: Purchase new laptops/tablets for the billers to replace their aged hardware.

Miscellaneous Items.

Old Pole Prices not online

Ms. Black stated she was talking with Ms. Allen via email regarding pole prices beyond what is online. Ms. Allen informed Ms. Black that SCJPC has hard copies of pole prices back to 1906 in a container in the office. Ms. Black requested that it should be put into a soft copy for efficiency and redundancy. Ms. Pranata explained the plan is to have those scan in when moving forward with the scanning project next year. She added she is not sure if they will be on excel because of its age.

There were no further questions or comments.

Review of Action Items

- Ms. Allen to do a cost comparison and time saved analysis on JPA 1234.
- Ms. Pranata to research both lease and purchase costs on La Nova ThinkPad and or Tablet with Touchscreen.
- Ms. Crawford to recommend an Excel Expert to devise program to assist in billing.
- Ms. Pranata to send Ms. Crawford dates for a consultation with Excel Expert.
- Ms. Pranata and Mr. Serrato to have an offline meeting in regards to the Excel Expert.

The meeting adjourned at 11:32 a.m. until next month.

Ms. Kathleen Allen – Committee Transcriber

Most Time Consuming JPAs

Item 1662: Billing Process Simplification (6/18/19)

No.	Description	Recommendations
1	Pole Prices/Pole Class. Members have their own prices and once they depreciate we may have to refer up to 4 or 5 pages and then reference up to 10 prices.	Bill by Structural Value - Weighted Average.
2	4.1A or B. Current Rule: Less on Record More on Proposed - Purchasing Interest bill by Proposed Penalty by Record. More on Record Less on Proposed - Purchase Interest by Record Penalty by Record	Bill both Purchase of Interest and Penalty by Proposed
3	4.2 Purchase of Interest concurrently w/relinquishment Have extra account for salvage of relinquished	No account for salvage unless monies are owed.
4	4.1B Bill by Section being used with 4.1B with Section 7.7 By Date Sent 4.1B alone Date Sent	By Year Set of New Pole No Change
5	Percentage on multi party JPAs with AT&T California and Frontier. AT&T needs for accounting purposes but does FTR?	AT&T. Confirm FTR needs it
6	Defaults: Section 7.7 - No 4.1A or B defaults to 4.1B Section 7.7 - No space on record side defaults to 1' Item 83 - 2017 to current defaults to 83A	Do not bill Do not bill Do not bill
7	SCZ not adequate. Less than 4'	Bill as stated with what SCZ states. No note needed

Updated 9/6/2019

COSTS and BILLING DATE

FINAL

BILLING CODES

- 1. PLACED CURRENT YEAR
- 2. PLACED PRIOR YEAR
- 3. UNAUTHORIZED ATTACHMENT
- 4. SALVAGE VALUE
- 5. AUTHORIZED COST

BILL NO. _____

J.P. AUTH. NO. NG-ASP63-01

BILL NO. **615**

AMOUNT DUE				
BILL CODE	UTILITY E		UTILITY NG	
	TOTAL AMT		TOTAL AMT	
	AMOUNT	BILL CODE	AMOUNT	BILL CODE
1.				
2.	2	33		
3.				
4.				
5.				
6.				
7.				
8.				
9.	2	31		
10.		\$2		
11.				
12.				
13.				
COL				
TOL				

BILL NO. **854**

AMOUNT DUE				
BILL CODE	UTILITY NG		UTILITY H	
	TOTAL AMT		TOTAL AMT	
	AMOUNT	BILL CODE	AMOUNT	BILL CODE
1.				
2.			2	48
3.				
4.				
5.				
6.				
7.				
8.				
9.			2	46
10.				\$2
11.				
12.				
13.				
COL				
TOL				

BILL NO. **866**

AMOUNT DUE				
BILL CODE	UTILITY NG		UTILITY LAC	
	TOTAL AMT		TOTAL AMT	
	AMOUNT	BILL CODE	AMOUNT	BILL CODE
1.				
2.			2	2
3.				
4.				
5.				
6.				
7.				
8.				
9.				
10.				\$2
11.				
12.				
13.				
COL				
TOL				

BILL NO.

AMOUNT DUE				
BILL CODE	UTILITY		UTILITY	
	TOTAL AMT		TOTAL AMT	
	AMOUNT	BILL CODE	AMOUNT	BILL CODE
1.				
2.				
3.				
4.				
5.				
6.				
7.				
8.				
9.				
10.				
11.				
12.				
13.				
COL				
TOL				

BILL NO.

AMOUNT DUE				
BILL CODE	UTILITY		UTILITY	
	TOTAL AMT		TOTAL AMT	
	AMOUNT	BILL CODE	AMOUNT	BILL CODE
1.				
2.				
3.				
4.				
5.				
6.				
7.				
8.				
9.				
10.				
11.				
12.				
13.				
COL				
TOL				

ACCOUNTING DIRECTIONS:

This authorization is in accordance with Joint Pole Agreement and Routine. The undersigned have agreed on joint work as specified herein.

Date Prepared _____

PAGE NO. _____

Date Sent 6/15/2018

Confirming Agreement _____

Field

By Telephone

Date Completed _____

No. of Pages _____

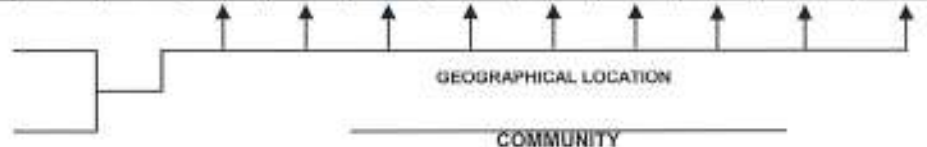
J.P. Auth.No. 3456

UTILITY	REPRESENTATIVE	DISTRICT-DIVISION-EXCHANGE	APPROVED	TAXING INSTRUCTIONS	ACCOUNTING DATA
			SECTION 4.0	SECTION 4.0	
			CURRENT RULE: If Members have their own prices to use them.	RECOMMENDATION: Bill by Structural Value - Weighted Average	

POLE NO.	Pole Length Anchor Size	Year Set	Pole Ttl Class Anchor Dist.	Record				Proposed				Item No.	LOCATION AND NATURE OF WORK <small>If not in accordance with Joint Pole agreement and routine-state reasons.</small>	
				12K E	HLA			12K E	HLA	NG				
													NG TO PURCHASE INTEREST SECTION 4.0	1.
CURRENT WAY									0.42	0.33	0.25			2.
45678920E	45	17	FT H2	39-9	24-6			6'	39-9	24-5	19-1	15	LOCATION HERE	3.
													BY SCE POLE PRICES	4.
PROPOSED WAY									0.42	0.33	0.25			5.
45678920E	45	17	FT H2	39-9	24-6			6'	39-9	24-5	19-1	15	LOCATION HERE	6.
													BY WEIGHTED AVERAGE	7.
CURRENT WAY									0.42	0.33	0.25		LOCATION HERE	8.
45678921E	45	75	FT 2	39-9	24-6			6'	39-9	24-5	19-1	15	BY SCE POLE PRICES	9.
														10.
PROPOSED WAY									0.42	0.33	0.25		LOCATION HERE	11.
45678921E	45	75	FT 2	39-9	24-6			6'	39-9	24-5	19-1	15	BY WEIGHTED AVERAGE	12.

POLE LEGEND:
 F = FULL
 PB = PULL BUTT
 T = TRANSFORMER
 S = SALVAGE
 D = DISPOSURE
 TN = TENANT
 L = LOWER CUT
 WAW = WARNING LIGHT
 SCE = SAFETY CLEARANCE ZONE
ANCHOR LEGEND:
 AK = ANCHORARM REMOVED
 AT = ANCHORARM TRANSFERRED

Show Quantity of Items to be billed in the Column of Party to be Paid.



COSTS and BILLING DATE

FINAL

BILLING CODES

1. PLACED CURRENT YEAR
2. PLACED PRIOR YEAR
3. UNAUTHORIZED ATTACHMENT
4. SALVAGE VALUE
5. AUTHORIZED COST

BILL NO. _____

J.P. AUTH. NO. 3456

BILL NO. **615**

AMOUNT DUE			
BILL CODE	UTILITY	BILL CODE	UTILITY
	E		NG
	TOTAL AMT		TOTAL AMT
AMOUNT	AMOUNT	AMOUNT	AMOUNT
1.			
2.	2		674
3.			
4.			
5.			
6.	2		368
7.			-306
8.			
9.	2		108
10.			
11.			
12.	2		83
13.			-25
COL			
TOL			

BILL NO. **854**

AMOUNT DUE			
BILL CODE	UTILITY	BILL CODE	UTILITY
	NG		H
	TOTAL AMT		TOTAL AMT
AMOUNT	AMOUNT	AMOUNT	AMOUNT
1.			
2.		2	809
3.			
4.			
5.			
6.		2	442
7.			-367
8.			
9.		2	130
10.			
11.			
12.		2	100
13.			-30
COL			
TOL			

BILL NO.

AMOUNT DUE			
BILL CODE	UTILITY	BILL CODE	UTILITY
	TOTAL AMT		TOTAL AMT
AMOUNT	AMOUNT	AMOUNT	AMOUNT
1.			
2.			
3.			
4.			
5.			
6.			
7.			
8.			
9.			
10.			
11.			
12.			
13.			
COL			
TOL			

BILL NO.

AMOUNT DUE			
BILL CODE	UTILITY	BILL CODE	UTILITY
	TOTAL AMT		TOTAL AMT
AMOUNT	AMOUNT	AMOUNT	AMOUNT
1.			
2.			
3.			
4.			
5.			
6.			
7.			
8.			
9.			
10.			
11.			
12.			
13.			
COL			
TOL			

BILL NO.

AMOUNT DUE			
BILL CODE	UTILITY	BILL CODE	UTILITY
	TOTAL AMT		TOTAL AMT
AMOUNT	AMOUNT	AMOUNT	AMOUNT
1.			
2.			
3.			
4.			
5.			
6.			
7.			
8.			
9.			
10.			
11.			
12.			
13.			
COL			
TOL			

ACCOUNTING DIRECTIONS:

This authorization is in accordance with Joint Pole Agreement and Routine. The undersigned have agreed on joint work as specified hereon.

Date Prepared _____

PAGE NO. _____

Date Sent 5/10/2019

Confirming Agreement _____
Field

By Telephone Date Completed _____

No. of Pages _____


J.P. Auth.No. 4567

UTILITY	REPRESENTATIVE	DISTRICT-DIVISION-EXCHANGE	APPROVED	TAXING INSTRUCTIONS	ACCOUNTING DATA
			SECTION 4.0	SECTION 4.0	
			CURRENT RULE: If Members have their own prices to use them.	RECOMMENDATION: Bill by Structural Value - Weighted Average	

POLE NO.	Pole Length Anchor Size	Year Set	Pole Tit		Record				Proposed				Item No.	LOCATION AND NATURE OF WORK <small>If not in accordance with Joint Pole agreement and routine-state reasons.</small>
			Class	Anchor Desc.	12K	HLA	12K	HLA	NG					
					E	HLA			E	HLA	NG			NG TO PURCHASE INTEREST SECTION 4.0
CURRENT WAY									0.42	0.33	0.25			1.
367806M	45	10	FT 2		39-9	24-6		6"	39-9	24-5	19-1	15		LOCATION HERE
														BY M POLE PRICES
PROPOSED WAY									0.42	0.33	0.25			2.
367806M	45	10	FT 2		39-9	24-6		6"	39-9	24-5	19-1	15		LOCATION HERE
														BY WEIGHTED AVERAGE
CURRENT WAY									0.42	0.33	0.25			3.
367801M	45	75	FT 2		39-9	24-6		6"	39-9	24-5	19-1	15		LOCATION HERE
														BY M POLE PRICES
PROPOSED WAY									0.42	0.33	0.25			4.
367801M	45	75	FT 2		39-9	24-6		6"	39-9	24-5	19-1	15		LOCATION HERE
														BY WEIGHTED AVERAGE

POLE LEGEND:
 L = LOWER CUT
 F = FULL
 PB = FULL BULL
 1 = TRANSFORMER
 S = SALVAGE
 M = DISPOSAL
 TN = TENANT
ANCHOR LEGEND:
 AK = ANCHORARM REMOVED
 AT = ANCHORARM TRANSFERRED

Show Quantity of Items to be billed in the Column of Party to be Paid.



COSTS and BILLING DATE

FINAL

BILLING CODES

1. PLACED CURRENT YEAR
2. PLACED PRIOR YEAR
3. UNAUTHORIZED ATTACHMENT
4. SALVAGE VALUE
5. AUTHORIZED COST

BILL NO. _____

J.P. AUTH. NO. 4567

BILL NO. **855**

AMOUNT DUE			
BILL CODE	UTILITY	BILL CODE	UTILITY
	M		NG
TOTAL AMT		TOTAL AMT	
AMOUNT	AMOUNT	AMOUNT	AMOUNT

1.					
2.	2	215			
3.					
4.					
5.					
6.	2	186			
7.		-29			
8.					
9.	2	102			
10.					
11.					
12.	2	61			
13.		-41			
COL					
TOL					

PAGE TOTAL _____

BILL NO. **854**

AMOUNT DUE			
BILL CODE	UTILITY	BILL CODE	UTILITY
	NG		H
TOTAL AMT		TOTAL AMT	
AMOUNT	AMOUNT	AMOUNT	AMOUNT

1.					
2.			2	258	
3.					
4.					
5.					
6.			2	223	
7.				-35	
8.					
9.			2	123	
10.					
11.					
12.			2	74	
13.				-49	
COL					
TOL					

PAGE TOTAL _____

BILL NO.

AMOUNT DUE			
BILL CODE	UTILITY	BILL CODE	UTILITY
TOTAL AMT		TOTAL AMT	
AMOUNT	AMOUNT	AMOUNT	AMOUNT

1.					
2.					
3.					
4.					
5.					
6.					
7.					
8.					
9.					
10.					
11.					
12.					
13.					
COL					
TOL					

PAGE TOTAL _____

BILL NO.

AMOUNT DUE			
BILL CODE	UTILITY	BILL CODE	UTILITY
TOTAL AMT		TOTAL AMT	
AMOUNT	AMOUNT	AMOUNT	AMOUNT

1.					
2.					
3.					
4.					
5.					
6.					
7.					
8.					
9.					
10.					
11.					
12.					
13.					
COL					
TOL					

PAGE TOTAL _____

BILL NO.

AMOUNT DUE			
BILL CODE	UTILITY	BILL CODE	UTILITY
TOTAL AMT		TOTAL AMT	
AMOUNT	AMOUNT	AMOUNT	AMOUNT

1.					
2.					
3.					
4.					
5.					
6.					
7.					
8.					
9.					
10.					
11.					
12.					
13.					
COL					
TOL					

PAGE TOTAL _____

ACCOUNTING DIRECTIONS:

1.					1.
2.					2.
3.					3.
4.					4.
5.					5.
6.					6.
7.					7.
8.					8.
9.					9.
10.					10.
11.					11.
12.					12.
13.					13.

This authorization is in accordance with Joint Pole Agreement and Routine. The undersigned have agreed on joint work as specified hereon.

Date Prepared _____

PAGE NO. _____

Date Sent 6/20/2018

Confirming Agreement Field

By Telephone Date Completed _____

No. of Pages _____

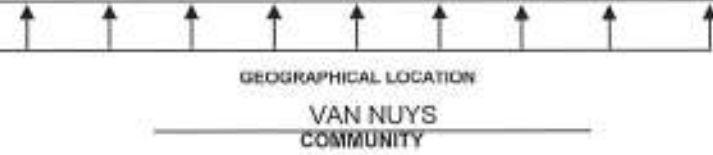
J.P. Auth. No. 1234

UTILITY	REPRESENTATIVE	DISTRICT-DIVISION-EXCHANGE	APPROVED	TAXING INSTRUCTIONS	ACCOUNTING DATA
			Section 4.1A or B	Section 4.1A or B	
			CURRENT RULE: (February 2012)	RECOMMENDATION:	
			Less on Record More on Proposed - Purchasing Interest (code 2)	Bill BOTH purchase of interest (code2)	
			Bill by Proposed, Penalty (code 3) by Record	and penalty (code3) by proposed	
			More on Record Less on Proposed - Purchase Interest (code2)		
			and Penalty (code 3) both by Record		

POLE NO.	Pole Length Anchor Size	Year Set	Pole Trn Class Anchor Direct.	Record						Proposed						Item No.	LOCATION AND NATURE OF WORK <small>If not in accordance with Joint Pole agreement and routine-state reasons.</small>	
				L M	H	ATC	LAC	NG		L M	H	ATC	LAC	NG				
CURRENT WAY					1/4	1/4	1/4	1/4									1.	
201785M	45	65	FT CL4	-1	39-7 26-1	24-6 T24	25-1	26-1	(27-1)								2.	NG TO PURCHASE SEC 4.1A, 4.3A, & 4.4
																	3.	MULHOLLAND DR N/S 1035' E/O DONA PEGITA DR
																	4.	
Originally billed 6' W/Unauth (SCZ) 5'					7.5	6	1	1		15							5.	
					7.5	6	1	1	1	16							6.	
PROPOSED WAY																	7.	NG TO PURCHASE SEC 4.1A, 4.3A, & 4.4
201785M	45	65	FT CL4		39-7 28-1	24-6 T24	25-1	26-1	(27-1)								8.	MULHOLLAND DR N/S 1035' E/O DONA PEGITA DR
																	9.	
																	10.	
																	11.	
																	12.	

POLE LEGEND:
 F = FULL
 PE = FULL BUILT
 T = TRANSPORT
 S = SALVAGE
 U = USEFUL
 TN = TENANT
 L = LOWER CUT
 MAJ = MAJOR CUT
 SCZ = SAFETY CLEARANCE ZONE
ANCHOR LEGEND:
 RH = ANCHORARM REMOVED
 AT = ANCHORARM TRANSFERRED

Show Quantity of Items to be billed in the Column of Party to be Paid.



FORM 48 SENT _____

COSTS and BILLING DATE

FINAL

BILLING CODES

1. PLACED CURRENT YEAR
2. PLACED PRIOR YEAR
3. UNAUTHORIZED ATTACHMENT
4. SALVAGE VALUE
5. AUTHORIZED COST

BILL NO. _____

J.P. AUTH. NO. 1234

BILL NO. **855**

AMOUNT DUE			
BILL CODE	UTILITY	BILL CODE	UTILITY
	M		NG
	TOTAL AMT		TOTAL AMT
AMOUNT	AMOUNT	AMOUNT	AMOUNT
1.			
2.			
3.	2 28		
3.	3 14		
4.	42		
5.			
6.			
7.			
8.	2 26		
8.	3 13		
9.	39		
10.	\$3		
11.			
12.			
13.			
COL			
TOL			

BILL NO. **854**

AMOUNT DUE			
BILL CODE	UTILITY	BILL CODE	UTILITY
	NG		H
	TOTAL AMT		TOTAL AMT
AMOUNT	AMOUNT	AMOUNT	AMOUNT
1.			
2.			
3.		2 28	
3.		3 14	
4.		42	
5.			
6.			
7.			
8.		2 26	
8.		3 13	
9.		39	
10.		\$3	
11.			
12.			
13.			
COL			
TOL			

BILL NO. **865**

AMOUNT DUE			
BILL CODE	UTILITY	BILL CODE	UTILITY
	NG		ATC
	TOTAL AMT		TOTAL AMT
AMOUNT	AMOUNT	AMOUNT	AMOUNT
1.			
2.			
3.		2 28	
3.		3 14	
4.		42	
5.			
6.			
7.			
8.		2 26	
8.		3 13	
9.		39	
10.		\$3	
11.			
12.			
13.			
COL			
TOL			

BILL NO. **866**

AMOUNT DUE			
BILL CODE	UTILITY	BILL CODE	UTILITY
	NG		LAC
	TOTAL AMT		TOTAL AMT
AMOUNT	AMOUNT	AMOUNT	AMOUNT
1.			
2.			
3.		2 28	
3.		3 14	
4.		42	
5.			
6.			
7.			
8.		2 26	
8.		3 13	
9.		39	
10.		\$3	
11.			
12.			
13.			
COL			
TOL			

BILL NO.

AMOUNT DUE			
BILL CODE	UTILITY	BILL CODE	UTILITY
	TOTAL AMT		TOTAL AMT
AMOUNT	AMOUNT	AMOUNT	AMOUNT
1.			
2.			
3.			
4.			
5.			
6.			
7.			
8.			
9.			
10.			
11.			
12.			
13.			
COL			
TOL			

ACCOUNTING DIRECTIONS:

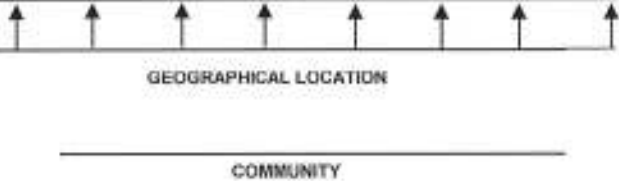
POLE NO.	Pole Length Anchor Size	Year Set	Pole Tilt Class Anchor Direct.	Record							Proposed							Item No.	LOCATION AND NATURE OF WORK <small>If not in accordance with Joint Pole agreement and routine-state reasons.</small>			
				L M	HLA	ATC	LAC	PBM	NG	L M	HLA	ATC	LAC	PBM	NG							
CURRENT WAY					1/5'	1/5'	1/5'	1/5'	1/5'			1/10 .25	1/10 .24	1/10 .13	1/10 13	1/10 .13	1/10 .12			NG TO PURCHASE SEC 4.1A, 4.3A, & 4.4		
322603M	45	65	FT CL4	-1	39-6 27-1	24-2 21-3	26-1	25-1	22-1	(28-1)	-1	39-6 28-1	25-3 21-3	26-1	27-1	22-1	28-1			MULLHOLLAND DR N/S 1150' E/O DONA PEGITA	1	
Originally billed 6' W/Unauth (SCZ) 5'					7 6	5 5	1 1	1 1	1 1	1 1	15 16		6.5 6	1 1	1 1	1 1	0.5 0.5	16 16				2
																						3
PROPOSED WAY												1/10 .25	1/10 .24	1/10 .13	1/10 13	1/10 .13	1/10 .12			NG TO PURCHASE SEC 4.1A, 4.3A, & 4.4		
322603M	45	65	FT CL4	-1	39-6 27-1	24-2 21-3	26-1	25-1	22-1	(28-1)	-1	39-6 28-1	25-3 21-3	26-1	27-1	22-1	28-1			MULLHOLLAND DR N/S 1150' E/O DONA PEGITA	5	
												6.5 6	1 1	1 1	1 1	0.5 0.5	16 16					6
																						7
																						8
																						9
																						10
																						11
																						12
																						13
																						14
																						15
																						16
																						17
																						18
																						19

POLE LEGEND:
 P = PULL
 PB = FULL BOLT
 I = (HANG/CH)
 S = GALVANIZ
 D = DRY/DRY
 IN = (EMMI)

L = LOWER CUT
 C(X) = HOUSING CUT
 SCZ = SAFETY CLEARANCE ZONE

ANCHOR LEGEND:
 AN = ANCHOR/ARM REMOVED
 AT = ANCHOR/ARM TRANSFERRED

Show Quantity of items to be billed in the Column of Party to be Paid.



BILL NO. 855

BILL NO. 854

BILL NO. 865

BILL NO. 866

BILL NO. 867

J.P. AUTH. NO. 1234

AMOUNT DUE			
BILL CODE	UTILITY	BILL CODE	UTILITY
	M		NG
1	2 19 3 10		
2	29		
3			
4			
5	2 18 3 9		
6	27		
7			
8	\$2		
9			
10			
11			
12			
13			
14			
15			
16			
17			
18			
19			
COL TOT			

AMOUNT DUE			
BILL CODE	UTILITY	BILL CODE	UTILITY
	NG		H
1		2 19 3 10	
2		29	
3			
4			
5		2 18 3 9	
6		27	
7			
8		\$2	
9			
10			
11			
12			
13			
14			
15			
16			
17			
18			
19			
COL TOT			

AMOUNT DUE			
BILL CODE	UTILITY	BILL CODE	UTILITY
	NG		ATC
1		2 19 3 10	
2		29	
3			
4			
5		2 18 3 9	
6		27	
7			
8		\$2	
9			
10			
11			
12			
13			
14			
15			
16			
17			
18			
19			
COL TOT			

AMOUNT DUE			
BILL CODE	UTILITY	BILL CODE	UTILITY
	NG		LAC
1		2 19 3 10	
2		29	
3			
4			
5		2 18 3 9	
6		27	
7			
8		\$2	
9			
10			
11			
12			
13			
14			
15			
16			
17			
18			
19			
COL TOT			

AMOUNT DUE			
BILL CODE	UTILITY	BILL CODE	UTILITY
	NG		PBM
1		2 19 3 10	
2		29	
3			
4			
5		2 18 3 9	
6		27	
7			
8		\$2	
9			
10			
11			
12			
13			
14			
15			
16			
17			
18			
19			
COL TOT			

ACCOUNTING DIRECTIONS

1
2
3
4
5
6
7
8
9
10
11
12
13
14
15
16
17
18
19

This authorization is in accordance with Joint Pole Agreement and Routine. The undersigned have agreed on joint work as specified herein.

Date Prepared _____

PAGE NO. _____

Date Sent 6/15/2018

Confirming Agreement _____

Field

By Telephone

Date Completed _____

No. of Pages _____

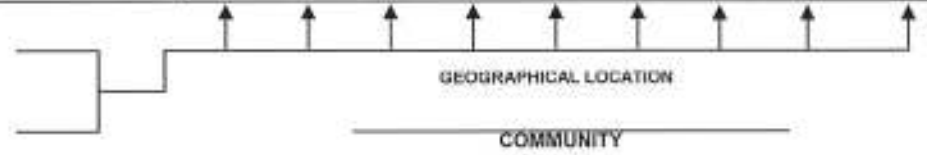
J.P. Auth.No. 2345

UTILITY	REPRESENTATIVE	DISTRICT-DIVISION-EXCHANGE	APPROVED	TAXING INSTRUCTIONS	ACCOUNTING DATA
			4.2	4.2 RECOMMENDATION: No extra account unless salvage is owed.	
			CURRENT RULE: Make an extra account for each member with relinquished member.		

POLE NO.	Pole Length Anchor Size	Year Set	Pole Tit Class Anchor Direct.	Record							Proposed							Item No.	LOCATION AND NATURE OF WORK <small>If not in accordance with Joint Pole agreement and routine-state reasons.</small>		
				12K E	HLA	ATC	LAC	PBM	SPR	NG	12K E	HLA	ATC	LAC	PBM	SPR	NG				
CURRENT WAY														NG TO PURCHASE INTEREST AND SPR TO RELINQ INT SECTION 4.0 AND 4.2 NO	1.						
																				NO CHARGE BETWEEN SPR AND NG	2.
1632175E	50	67	FT 2	43-13	21-3	22-1	22-1	23-1	24-1	6'	43-13	21-3	22-1	22-1	23-1	NI	24-1			LOCATION HERE	3.
																				SALVAGE BILLED	4.
																					5.
PROPOSED WAY														NG TO PURCHASE INTEREST AND SPR TO RELINQ INT SECTION 4.0 AND 4.2 NO	6.						
																				NO CHARGE BETWEEN SPR AND NG	7.
1632175E	50	67	FT 2	43-13	21-3	22-1	22-1	23-1	24-1	6'	43-13	21-3	22-1	22-1	23-1	NI	24-1			LOCATION HERE	8.
																				NO SALVAGE BILLED	9.
																					10.
																					11.
																					12.

POLE LEGEND:
 F = FULL BUTT
 I = TRANSFLAN
 S = SALVAGE
 U = USE-LESS
 TN = TENANT
 L = LOWER CUT
 SCL = SAFETY CLEARANCE ZONE
ANCHOR LEGEND:
 AR = ANCHOR ARM REMOVED
 AT = ANCHOR ARM TRANSFERRED

Show Quantity of Items to be billed in the Column of Party to be Paid.



COSTS and BILLING DATE

FINAL

BILLING CODES

1. PLACED CURRENT YEAR
2. PLACED PRIOR YEAR
3. UNAUTHORIZED ATTACHMENT
4. SALVAGE VALUE
5. AUTHORIZED COST

BILL NO. _____

J.P. AUTH. NO. 2345

BILL NO. **615**

AMOUNT DUE			
BILL CODE	UTILITY	BILL CODE	UTILITY
	E		NG
	TOTAL AMT		TOTAL AMT
AMOUNT	AMOUNT	AMOUNT	AMOUNT
1.			
2.			
3.	2		15
4.			
5.			
6.			
7.			
8.	2		15
9.			
10.			
11.			
12.			
13.			
COL			
TOL			

BILL NO. **854**

AMOUNT DUE			
BILL CODE	UTILITY	BILL CODE	UTILITY
	NG		H
	TOTAL AMT		TOTAL AMT
AMOUNT	AMOUNT	AMOUNT	AMOUNT
1.			
2.			
3.		2	15
4.			
5.			
6.			
7.			
8.		2	15
9.			
10.			
11.			
12.			
13.			
COL			
TOL			

BILL NO. **865**

AMOUNT DUE			
BILL CODE	UTILITY	BILL CODE	UTILITY
	NG		ATC
	TOTAL AMT		TOTAL AMT
AMOUNT	AMOUNT	AMOUNT	AMOUNT
1.			
2.			
3.		2	15
4.			
5.			
6.			
7.			
8.		2	15
9.			
10.			
11.			
12.			
13.			
COL			
TOL			

BILL NO. **866**

AMOUNT DUE			
BILL CODE	UTILITY	BILL CODE	UTILITY
	NG		LAC
	TOTAL AMT		TOTAL AMT
AMOUNT	AMOUNT	AMOUNT	AMOUNT
1.			
2.			
3.		2	15
4.			
5.			
6.			
7.			
8.		2	15
9.			
10.			
11.			
12.			
13.			
COL			
TOL			

BILL NO. **867**

AMOUNT DUE			
BILL CODE	UTILITY	BILL CODE	UTILITY
	NG		PBM
	TOTAL AMT		TOTAL AMT
AMOUNT	AMOUNT	AMOUNT	AMOUNT
1.			
2.			
3.		2	15
4.			
5.			
6.			
7.			
8.		2	15
9.			
10.			
11.			
12.			
13.			
COL			
TOL			

ACCOUNTING DIRECTIONS:

COSTS and BILLING DATE

FINAL

BILLING CODES

- 1. PLACED CURRENT YEAR
- 2. PLACED PRIOR YEAR
- 3. UNAUTHORIZED ATTACHMENT
- 4. SALVAGE VALUE
- 5. AUTHORIZED COST

BILL NO. _____

J.P. AUTH. NO. 2345

BILL NO. **818**

AMOUNT DUE			
BILL CODE	UTILITY	BILL CODE	UTILITY
	SPR		NG
	TOTAL AMT		TOTAL AMT
AMOUNT	AMOUNT	AMOUNT	AMOUNT
1.			
2.			
3.	4		0
4.			
5.			
6.			
7.			
8.	2		0
9.			
10.			
11.			
12.			
13.			
COL			
TOL			

BILL NO. **637**

AMOUNT DUE			
BILL CODE	UTILITY	BILL CODE	UTILITY
	E		SPR
	TOTAL AMT		TOTAL AMT
AMOUNT	AMOUNT	AMOUNT	AMOUNT
1.			
2.			
3.		4	0
4.			
5.			
6.			
7.			
8.			
9.			
10.			
11.			
12.			
13.			
COL			
TOL			

BILL NO. **644**

AMOUNT DUE			
BILL CODE	UTILITY	BILL CODE	UTILITY
	SPR		H
	TOTAL AMT		TOTAL AMT
AMOUNT	AMOUNT	AMOUNT	AMOUNT
1.			
2.			
3.	4		0
4.			
5.			
6.			
7.			
8.			
9.			
10.			
11.			
12.			
13.			
COL			
TOL			

BILL NO. **810**

AMOUNT DUE			
BILL CODE	UTILITY	BILL CODE	UTILITY
	SPR		ATC
	TOTAL AMT		TOTAL AMT
AMOUNT	AMOUNT	AMOUNT	AMOUNT
1.			
2.			
3.	4		0
4.			
5.			
6.			
7.			
8.			
9.			
10.			
11.			
12.			
13.			
COL			
TOL			

BILL NO. **811**

AMOUNT DUE			
BILL CODE	UTILITY	BILL CODE	UTILITY
	SPR		LAC
	TOTAL AMT		TOTAL AMT
AMOUNT	AMOUNT	AMOUNT	AMOUNT
1.			
2.			
3.	4		0
4.			
5.			
6.			
7.			
8.			
9.			
10.			
11.			
12.			
13.			
COL			
TOL			

ACCOUNTING DIRECTIONS:

COSTS and BILLING DATE

FINAL

BILLING CODES

1. PLACED CURRENT YEAR
2. PLACED PRIOR YEAR
3. UNAUTHORIZED ATTACHMENT
4. SALVAGE VALUE
5. AUTHORIZED COST

BILL NO. _____

J.P. AUTH. NO. 2345

BILL NO. **812**

AMOUNT DUE			
BILL CODE	UTILITY	BILL CODE	UTILITY
	SPR		PBM
	TOTAL AMT		TOTAL AMT
AMOUNT	AMOUNT	AMOUNT	AMOUNT
1.			
2.			
3.	4		0
4.			
5.			
6.			
7.			
8.			
9.			
10.			
11.			
12.			
13.			
COL			
TOL			

BILL NO.

AMOUNT DUE			
BILL CODE	UTILITY	BILL CODE	UTILITY
	TOTAL AMT		TOTAL AMT
	AMOUNT		AMOUNT
1.			
2.			
3.			
4.			
5.			
6.			
7.			
8.			
9.			
10.			
11.			
12.			
13.			
COL			
TOL			

BILL NO.

AMOUNT DUE			
BILL CODE	UTILITY	BILL CODE	UTILITY
	TOTAL AMT		TOTAL AMT
	AMOUNT		AMOUNT
1.			
2.			
3.			
4.			
5.			
6.			
7.			
8.			
9.			
10.			
11.			
12.			
13.			
COL			
TOL			

BILL NO.

AMOUNT DUE			
BILL CODE	UTILITY	BILL CODE	UTILITY
	TOTAL AMT		TOTAL AMT
	AMOUNT		AMOUNT
1.			
2.			
3.			
4.			
5.			
6.			
7.			
8.			
9.			
10.			
11.			
12.			
13.			
COL			
TOL			

BILL NO.

AMOUNT DUE			
BILL CODE	UTILITY	BILL CODE	UTILITY
	TOTAL AMT		TOTAL AMT
	AMOUNT		AMOUNT
1.			
2.			
3.			
4.			
5.			
6.			
7.			
8.			
9.			
10.			
11.			
12.			
13.			
COL			
TOL			

ACCOUNTING DIRECTIONS:

This authorization is in accordance with Joint Pole Agreement and Routine. The undersigned have agreed on joint work as specified herein.

Date Prepared _____

PAGE NO. _____

Date Sent 5/10/2016

Confirming Agreement _____
Field

By Telephone Date Completed _____

No. of Pages _____

J.P. Auth.No. 5678-2016

UTILITY	REPRESENTATIVE	DISTRICT-DIVISION-EXCHANGE	APPROVED	TAXING INSTRUCTIONS	ACCOUNTING DATA
			SECTION 7.7 WITH 4.1B	SECTION 4.1B	
			CURRENT RULE: Penalty (code 3) is priced by "DATE SENT"	RECOMMENDATION: Penalty (code 3) be priced by "YEAR SET" of new pole.	

POLE NO.	Pole Length Anchor Size	Year Set	Pole Trt		Record						Proposed				Item No.	LOCATION AND NATURE OF WORK <small>If not in accordance with Joint Pole agreement and routine-state reasons.</small>		
			Class	Anchor Direct	12K	HLA					12K	HLA						
					E	HLA										E TO REPLACE SECTION 7.7 AND 4.1B	1.	
CURRENT WAY																	2.	
1586789E	45	75	FT	2	100	(24-1)										PTD	LOCATION HERE	3.
1586789E	45	15	FT	2												39-9 24-6	LOCATION HERE	5.
PROPOSED WAY																	7.	
1586788E	45	75	FT	2	100	(24-1)										PTD	LOCATION HERE	8.
1586788E	45	15	FT	2												39-9 24-6	LOCATION HERE	10.

POLE LEGEND:
 L = LOWER OUT
 F = FULL
 MB = FULL BULL
 I = (MANHATTAN)
 S = SALVAGE
ANCHOR LEGEND:
 MAAP = MANHATTAN
 SGC = SAFETY CLEARANCE CORN

Show Quantity of items to be billed in the Column of



GEOGRAPHICAL LOCATION

COSTS and BILLING DATE

FINAL

BILLING CODES

1. PLACED CURRENT YEAR
2. PLACED PRIOR YEAR
3. UNAUTHORIZED ATTACHMENT
4. SALVAGE VALUE
5. AUTHORIZED COST

BILL NO. _____

J.P. AUTH. NO. 5678-2016

BILL NO. **601**

AMOUNT DUE			
BILL CODE	UTILITY	BILL CODE	UTILITY
	E		H
	TOTAL AMT		TOTAL AMT
AMOUNT	AMOUNT	AMOUNT	AMOUNT
1.			
2.	3	910	
3.			
4.			
5.			
6.			
7.			
8.	3	906	
9.			
10.			
11.		\$4	
12.			
13.			
COL			
TOL			

BILL NO. _____

AMOUNT DUE			
BILL CODE	UTILITY	BILL CODE	UTILITY
	TOTAL AMT		TOTAL AMT
	AMOUNT		AMOUNT
1.			
2.			
3.			
4.			
5.			
6.			
7.			
8.			
9.			
10.			
11.			
12.			
13.			
COL			
TOL			

BILL NO. _____

AMOUNT DUE			
BILL CODE	UTILITY	BILL CODE	UTILITY
	TOTAL AMT		TOTAL AMT
	AMOUNT		AMOUNT
1.			
2.			
3.			
4.			
5.			
6.			
7.			
8.			
9.			
10.			
11.			
12.			
13.			
COL			
TOL			

BILL NO. _____

AMOUNT DUE			
BILL CODE	UTILITY	BILL CODE	UTILITY
	TOTAL AMT		TOTAL AMT
	AMOUNT		AMOUNT
1.			
2.			
3.			
4.			
5.			
6.			
7.			
8.			
9.			
10.			
11.			
12.			
13.			
COL			
TOL			

BILL NO. _____

AMOUNT DUE			
BILL CODE	UTILITY	BILL CODE	UTILITY
	TOTAL AMT		TOTAL AMT
	AMOUNT		AMOUNT
1.			
2.			
3.			
4.			
5.			
6.			
7.			
8.			
9.			
10.			
11.			
12.			
13.			
COL			
TOL			

ACCOUNTING DIRECTIONS:

This authorization is in accordance with Joint Pole Agreement and Routine. The undersigned have agreed on joint work as specified hereon.

Date Prepared _____

PAGE NO. _____

Date Sent 5/20/2019

Confirming Agreement _____
Field

By Telephone Date Completed _____

No. of Pages _____

J.P. Auth.No. 5678-2019

UTILITY	REPRESENTATIVE	DISTRICT-DIVISION-EXCHANGE	APPROVED	TAXING INSTRUCTIONS	ACCOUNTING DATA
			SECTION 7.7 WITH 4.1B	SECTION 4.1B	
			CURRENT RULE: Penalty (code 3) is priced by "DATE SENT"	RECOMMENDATION: Penalty (code 3) be priced by "YEAR SET" of new pole.	

POLE NO.	Pole Length Anchor Size	Year Set	Pole Tr		Record						Proposed						Item No.	LOCATION AND NATURE OF WORK <small>If not in accordance with Joint Pole agreement and routine state reasons.</small>	
			Class	Anchor Dist.	12K	HLA					12K	HLA							
					E	HLA												E TO REPLACE SECTION 7.7 AND 4.1B	1.
CURRENT WAY																			2.
1586789E	45	75	FT	2	100	(24-1)								PTD				LOCATION HERE	3.
1586789E	45	18	FT	2										39-9	24-6			LOCATION HERE	5.
PROPOSED WAY																			7.
1586789E	45	75	FT	2	100	(24-1)								PTD				LOCATION HERE	8.
1586789E	45	18	FT	2										39-9	24-6			LOCATION HERE	10.

POLE LEGEND:
 L = LOWER CUT
 F = FULL
 MB = FULL BUILT
 T = TRANSFORMER
 S = SALVAGE
ANCHOR LEGEND:
 W = WOOD
 S = SAFETY CLEARANCE CURB

Show Quantity of Items to be billed in the Column of



GEOGRAPHICAL LOCATION

COSTS and BILLING DATE

FINAL

BILLING CODES

- 1. PLACED CURRENT YEAR
- 2. PLACED PRIOR YEAR
- 3. UNAUTHORIZED ATTACHMENT
- 4. SALVAGE VALUE
- 5. AUTHORIZED COST

BILL NO. _____

J.P. AUTH. NO. 5678-2019

BILL NO. **601**

AMOUNT DUE			
BILL CODE	UTILITY	BILL CODE	UTILITY
	E		H
	TOTAL AMT		TOTAL AMT
AMOUNT	AMOUNT	AMOUNT	AMOUNT
1.			
2.	3	922	
3.			
4.			
5.			
6.			
7.			
8.	3	902	
9.			
10.			
11.		\$20	
12.			
13.			
COL			
TOL			

BILL NO. _____

AMOUNT DUE			
BILL CODE	UTILITY	BILL CODE	UTILITY
	TOTAL AMT		TOTAL AMT
	AMOUNT		AMOUNT
1.			
2.			
3.			
4.			
5.			
6.			
7.			
8.			
9.			
10.			
11.			
12.			
13.			
COL			
TOL			

BILL NO. _____

AMOUNT DUE			
BILL CODE	UTILITY	BILL CODE	UTILITY
	TOTAL AMT		TOTAL AMT
	AMOUNT		AMOUNT
1.			
2.			
3.			
4.			
5.			
6.			
7.			
8.			
9.			
10.			
11.			
12.			
13.			
COL			
TOL			

BILL NO. _____

AMOUNT DUE			
BILL CODE	UTILITY	BILL CODE	UTILITY
	TOTAL AMT		TOTAL AMT
	AMOUNT		AMOUNT
1.			
2.			
3.			
4.			
5.			
6.			
7.			
8.			
9.			
10.			
11.			
12.			
13.			
COL			
TOL			

BILL NO. _____

AMOUNT DUE			
BILL CODE	UTILITY	BILL CODE	UTILITY
	TOTAL AMT		TOTAL AMT
	AMOUNT		AMOUNT
1.			
2.			
3.			
4.			
5.			
6.			
7.			
8.			
9.			
10.			
11.			
12.			
13.			
COL			
TOL			

ACCOUNTING DIRECTIONS:

Questions for Accountant

Billing Process Simplification Ad hoc

1. For section 4.2 do we need to show the salvage value of \$0 on the JPA?
(9/17/2019)

List of Ideas for Billing Simplification

Billing Process Simplification Ad hoc

1. Mr. Williams's proposal: Using DATE RECEIVED in SCJPC office opposed to Date Sent or Year Set of new pole for billing incoming JPAs. (10/15/19)
2. Bill 7.7 with 4.1B by YEAR SET of new pole. (10/15/19)
3. 4.1A or B to be billed by proposed side of JPA only for purchase of interest and penalty. (10/15/19)

Percentages of
 - Most Time Consuming JPAs/Reasons
 - JPAs billed by date (year): under 5 yrs, 5-6 yrs, 7-9 yrs, and 10+ yrs (using different year of pole prices)

JPA NUMBER	Billed by Date	FTR	Date Recd	# OF POLES (Required)	OWNERS	Most Time Consume	Most Time Consuming Reasons (# of Poles)							# of Poles - bill by date:				
							No. 1 PolePrice Pole Class	No. 2 4.1A or 4.1B	No. 3 4.2 (Salvage)	No. 4 7.7 w/4.1B	No. 5 Percentage	No. 6 Defaults	No. 7 SCZ Adequate	Under 5 Years	5-6 Years	7-9 Years	10 Years and older	
HLB8576295-04	2008		9/13/2019	27	3										1	1	1	24
A-09-13924	2009		9/10/2019	9	3										3			6
E6032-0454	2009		9/10/2019	4	3										4			
E6044-0800	2011		9/26/2019	3	6										2			1
E8455-403123207	2011	FTR	9/26/2019	7	5	X						1						7
ATC12BAR3679-C7	2012	FTR	9/26/2019	7	3	X						6						7
ATC12BAR3679-D5	2012	FTR	9/26/2019	15	3	X						12						12
ATC12BAR3679-D6	2012	FTR	9/26/2019	13	3	X						11		2		1		10
ATC13BAR3679-F5	2012	FTR	9/26/2019	2	3	X						1						2
E6029-403833074	2012		9/26/2019	16	3													
E6034-403957225	2012		9/26/2019	31	3										31			
E6026-405022686	2013	FTR	9/26/2019	12	4	X						1			12			
E6031-405099350	2013		9/13/2019	12	3										12			
E6034-404455842	2013	FTR	9/26/2019	33	3	X						2			27			6
E8455-404905536	2013		9/26/2019	10	3											8	2	
E8455-404905539	2013		9/26/2019	12	3											2		10
E8458-405654603	2013		9/13/2019	24	3	X		5							1		1	22
NG1037-01-6154	2013	FTR	9/6/2019	15	5	X						14			2	1	2	10
E4405-406112948	2014	FTR	9/10/2019	2	4	X						1				2		
E6022-406219193	2014		9/10/2019	7	4										1	6		
E6034-405876174	2014	FTR	9/13/2019	2	3	X						1			2			
E6035-406299993	2014		9/10/2019	20	3										20			
E6035-406402413	2014	FTR	9/26/2019	2	4	X						1			2			
E6035-406485742	2014	FTR	9/26/2019	2	3	X						1			2			
E6036-405639995	2014		9/26/2019	6	3										6			
E6039-406504707	2014		9/10/2019	2	3										2			
E6044-405589528	2014		9/13/2019	14	3										14			
E6044-406158225	2014		9/26/2019	2	3										2			
E6079-406145593	2014	FTR	9/26/2019	2	3	X						1			2			
E8455-406632314	2014	FTR	9/13/2019	25	4	X						13					2	23
E4305-406011687	2015		9/26/2019	12	6										12			
E4305-406169707	2015		9/26/2019	2	3										2			
E4305-407039672	2015		9/26/2019	10	3	X									10			
E4605-406802250	2015		9/26/2019	10	4	X						5			10			
E4605-406821759	2015		9/26/2019	12	5										12			
E4605-406984898	2015	FTR	9/13/2019	8	4	X						3			8			
E4605-406997060	2015	FTR	9/26/2019	4	3										4			
E4805-406761305	2015		9/13/2019	6	3										6			
E4805-406854245	2015		9/13/2019	2	3										2			
E4805-406937253	2015		9/26/2019	2	3										2			
E4805-406973976	2015		9/26/2019	4	3										4			
E6022-406391475	2015		9/13/2019	14	5										14			
E6026-406602836	2015	FTR	9/26/2019	10	4	X						2			10			
E6026-407202697	2015	FTR	9/13/2019	10	3										8			
E6026-407404887	2015	FTR	9/13/2019	2	3	X						2			2			
E6027-406922864	2015		9/26/2019	8	3										8			
E6029-406548354	2015		9/26/2019	20	3										20			
E6029-406548403	2015		9/10/2019	10	3										10			
E6029-406683949	2015		9/26/2019	8	5										6			
E6029-406775845	2015		9/18/2019	1	3										1			
E6031-406614930	2015		9/13/2019	9	3										8			1
E6031-407430756	2015		9/13/2019	4	3										4			
E6032-407119960	2015		9/26/2019	6	3										6			

Percentages of
- Most Time Consuming JPAs/Reasons
- JPAs billed by date (year): under 5 yrs, 5-6 yrs, 7-9 yrs, and 10+ yrs (using different year of pole prices)

JPA NUMBER	Billed by Date	FTR	Date Recd	# OF POLES (Required)	OWNERS	Most Time Consume	Most Time Consuming Reasons (# of Poles)							# of Poles - bill by date:				
							No. 1 PolePrice Pole Class	No. 2 4.1A or 4.1B	No. 3 4.2 (Salvage)	No. 4 7.7 w/4.1B	No. 5 Percentage	No. 6 Defaults	No. 7 SCZ Adequate	Under 5 Years	5-6 Years	7-9 Years	10 Years and older	
E6033-406669700	2015	FTR	9/26/2019	34	3										34			
E6033-407663252	2015		9/13/2019	4	3										4			
E6033-407722484 COR	2015		9/26/2019	4	3										4			
E6034-406585356	2015	FTR	9/26/2019	19	3	X						5			16			
E6035-406436556	2015		9/10/2019	8	3										8			
E6035-406625533	2015	FTR	9/10/2019	14	4	X						5			14			
E6035-406753120	2015		9/13/2019	4	3										4			
E6035-406797540	2015	FTR	9/26/2019	10	3	X						2			10			
E6035-406974651	2015	FTR	9/26/2019	6	4	X						1			6			
E6035-406976688	2015	FTR	9/26/2019	4	4	X						2			4			
E6035-407001596	2015		9/10/2019	8	5										8			
E6035-407003380	2015		9/10/2019	8	5										6			
E6036-406461997	2015		9/10/2019	16	3	X			4						16			
E6036-406544144	2015		9/10/2019	6	3										6			
E6039-406490415	2015		9/10/2019	2	3										2			
E6042-407253270	2015	FTR	9/13/2019	23	4	X						2			23			
E6042-407253303	2015	FTR	9/13/2019	16	3	X						4			16			
E6042-407404507	2015	FTR	9/26/2019	6	3	X			1			1			6			
E6043-406465526	2015	FTR	9/26/2019	2	3	X						1			2			
E6043-407013642	2015		9/26/2019	2	5										2			
E6044-406064893	2015	FTR	9/26/2019	35	3	X						1			35			
E6044-407119099	2015		9/26/2019	2	4										2			
E6044-407120918	2015		9/26/2019	16	3										16			
E6047-406838704	2015	FTR	9/26/2019	8	3	X						2			8			
E6047-407035528	2015		9/26/2019	6	3										6			
E6047-407123961	2015	FTR	9/26/2019	2	3	X						1			2			
E6048-407040579	2015		9/26/2019	4	3										2			
E6048-407115317	2015	FTR	9/26/2019	14	3	X						1			14			
E6051-406569435	2015		9/10/2019	6	3										6			
E6059-406728757	2015		9/26/2019	8	3										8			
E6059-406747278	2015		9/26/2019	16	4										16			
E6059-407199672	2015		9/13/2019	1	3										1			
E6059-407257879	2015		9/10/2019	2	4										4			
E4403-406203251	2016		9/10/2019	2	3	X	1								2			
E4405-406397457	2016		9/10/2019	2	5	X	1								2			
E4405-406913473	2016		9/26/2019	6	4	X	3								6			
E4405-407025543	2016		9/26/2019	2	3	X	1								2			
E4605-406011980	2016		9/10/2019	6	3	X	3								4			
E4805-406086351	2016		9/13/2019	8	3	X	4								8			
E4805-406086353	2016		9/26/2019	10	4	X	5								10			
E4805-406949502	2016	FTR	9/26/2019	2	3	X	1					1			2			
E4805-407107243	2016		9/26/2019	6	3	X	3								6			
E4805-407343350	2016		9/26/2019	2	4	X	1								2			
E4805-408081584	2016		9/18/2019	2	4	X	1								2			
E6022-406735171	2016		9/26/2019	1	3	X	1											1
E6026-407012835	2016	FTR	9/26/2019	8	3	X	6								8			
E6026-407256149	2016		9/13/2019	2	3	X	1					3			2			
E6026-407428664	2016		9/13/2019	2	3	X	1								2			
E6027-406611829	2016		9/26/2019	4	4	X	2								4			
E6027-407151753	2016		9/10/2019	2	3	X	1								2			
E6029-405124491	2016		9/26/2019	6	4	X	3								6			
E6029-406917290	2016		9/13/2019	2	4	X	1								2			
E6029-408234284	2016		9/26/2019	2	3	X	1								2			

Percentages of
 - Most Time Consuming JPAs/Reasons
 - JPAs billed by date (year): under 5 yrs, 5-6 yrs, 7-9 yrs, and 10+ yrs (using different year of pole prices)

JPA NUMBER	Billed by Date	FTR	Date Recd	# OF POLES (Required)	OWNERS	Most Time Consume	Most Time Consuming Reasons (# of Poles)							# of Poles - bill by date:				
							No. 1 PolePrice Pole Class	No. 2 4.1A or 4.1B	No. 3 4.2 (Salvage)	No. 4 7.7 w/4.1B	No. 5 Percentage	No. 6 Defaults	No. 7 SCZ Adequate	Under 5 Years	5-6 Years	7-9 Years	10 Years and older	
E6030-407970580	2016		9/26/2019	2	3	X	1								2			
E6031-406540241	2016		9/13/2019	12	3	X	6											
E6031-407038946	2016		9/26/2019	4	3	X	2								4			
E6032-406679258	2016		9/13/2019	26	3	X	13								22			4
E6033-407094853	2016	FTR	9/26/2019	6	3	X	3					1			6			
E6033-407192141	2016		9/26/2019	8	3	X	4								8			
E6034-406275171	2016	FTR	9/10/2019	2	3	X	1						1		2			
E6034-406919409	2016	FTR	9/26/2019	7	4	X	3						3		7			
E6035-406806054	2016	FTR	9/26/2019	8	4	X	1						4		8			
E6035-406814067	2016		9/26/2019	10	5	X	1						4		10			
E6043-407762640	2016		9/26/2019	2	4	X	1								2			
E6044-407097252	2016	FTR	9/26/2019	2	3	X	1						1		2			
E6048-406786608	2016		9/13/2019	2	3	X	1								2			
E6059-407015290	2016	FTR	9/26/2019	2	3	X	1						1		2			
E6077-407767789	2016		9/10/2019	2	3	X	1								2			
LAC-00015-10	2016		9/19/2019	1	3										1			
LAC-00015-22	2016		9/19/2019	1	3													1
LAC-00015-26	2016		9/12/2019	1	3													1
LAC-00015-27	2016		9/12/2019	1	3													1
LAC-00015-30	2016		9/12/2019	1	3													1
LAC-00015-34	2016		9/12/2019	1	3	X				1								1
LAC-00015-39-02	2016		9/12/2019	1	3												1	
LAC-RLOS-00015-42	2016		9/12/2019	1	3	X							1					1
M227949	2016		9/9/2019	3	4										3			
M231452	2016	FTR	9/9/2019	4	3	X	2						1		4			
M233859	2016		9/9/2019	8	3	X	4								8			
M234006 SUP1	2016	FTR	9/9/2019	10	3	X	5						3		6			
NG0750-04-03	2016	FTR	9/9/2019	6	3	X							6					6
NG0775-04-01 SUP 1	2016	FTR	9/9/2019	6	3	X							6					6
NG0775-04-14 SUP 1	2016	FTR	9/9/2019	8	3	X							6		1			7
NG0797-04-14	2016		9/9/2019	11	4	X	4			1					2		2	7
NG0823-04-01	2016		9/9/2019	19	7	X				13								19
NG0823-04-11	2016	FTR	9/13/2019	4	3	X							1					4
NG0826-04-08	2016	FTR	9/13/2019	2	3													2
NG0834-04-06	2016	FTR	9/13/2019	2	3	X									1			1
NG0834-04-147	2016		9/16/2019	5	3	X				1								5
NG0834-04-173	2016		9/16/2019	7	3										1		1	5
NG0834-04-182	2016		9/16/2019	1	3													1
NG0834-04-53	2016		9/16/2019	6	3										1			5
NG0834-04-57	2016	FTR	9/24/2019	2	3	X							2		2			
NG0834-04-61	2016	FTR	9/24/2019	11	3	X								11		2		8
NG0851-04-07	2016	FTR	9/24/2019	2	3	X							2					2
NG0852-04-07	2016	FTR	9/23/2019	2	3	X							2					2
NG313209-02-08	2016		9/12/2019	27	3													27
NG313212-04-17	2016		9/6/2019	4	3										1			3
NG339012-03-07	2016		9/11/2019	7	3												1	6
NG348329-02-04	2016	FTR	9/12/2019	29	3	X												29
NG365241-02-09	2016		9/12/2019	15	3										2			13
NG365241-02-97	2016		9/12/2019	23	5												1	23
NG365242-02-103	2016		9/12/2019	15	4	X	1										1	14
NG365242-02-150	2016		9/12/2019	5	3	X	1										1	4
NG365242-02-192	2016		9/12/2019	8	3	X	4								4			4
NG365242-02-30	2016		9/12/2019	10	3	X	5											10

Percentages of
 - Most Time Consuming JPAs/Reasons
 - JPAs billed by date (year): under 5 yrs, 5-6 yrs, 7-9 yrs, and 10+ yrs (using different year of pole prices)

JPA NUMBER	Billed by Date	FTR	Date Recd	# OF POLES (Required)	OWNERS	Most Time Consume	Most Time Consuming Reasons (# of Poles)							# of Poles - bill by date:				
							No. 1 PolePrice Pole Class	No. 2 4.1A or 4.1B	No. 3 4.2 (Salvage)	No. 4 7.7 w/4.1B	No. 5 Percentage	No. 6 Defaults	No. 7 SCZ Adequate	Under 5 Years	5-6 Years	7-9 Years	10 Years and older	
NG365242-02-41	2016		9/6/2019	18	4	X	9								5			13
NG365242-04-08	2016		9/16/2019	34	3	X	17								2			32
NG365242-13-02	2016		9/17/2019	6	3	X	3											8
E4305-406815886	2017		9/18/2019	2	3	X	1								2			
E4605-407186445	2017		9/19/2019	2	3	X	1								2			
E4800-405320231	2017		9/19/2019	5	3	X	2								4			1
E4800-408755213	2017		9/26/2019	2	5	X	1								2			
E4805-405328632	2017		9/10/2019	2	3	X	1								2			
E4805-407314747	2017		9/10/2019	2	3	X	1								2			
E6026-408251874	2017		9/10/2019	2	3	X	1								2			
E6026-408297116	2017	FTR	9/26/2019	2	3	X	1					1			2			
E6027-408048184	2017		9/10/2019	6	3	X	3								6			
E6027-408291702	2017		9/10/2019	4	3	X	2								4			
E6039-408995984	2017		9/18/2019	38	3	X	19								36			2
E6039-409019459	2017		9/19/2019	38	3	X	19								38			
E6042-408400225	2017		9/10/2019	16	3	X	8								8			8
E6049-408415043	2017	FTR	9/10/2019	2	3	X	1					1			2			
LAC-DNE06-06	2017		9/12/2019	1	3													1
M234883	2017		9/9/2019	34	3	X	17								34			
M235241	2017	FTR	9/9/2019	2	3	X	1					1			2			
M235312	2017		9/9/2019	2	3										2			
MOB1703MOB	2017		9/23/2019	1	4													1
MOB1753MOB	2017	FTR	9/23/2019	1	4	X						1						1
NG0834-04-41	2017		9/16/2019	7	3													7
NG286956-06 COR	2017		9/9/2019	2	3													2
NG325104-008 COR	2017		9/9/2019	2	3										1			1
NG365242-02-109	2017		9/12/2019	13	3	X	13											13
NG365242-02-161	2017		9/12/2019	8	3	X	4											8
NG451476-03-03	2017		9/11/2019	20	5	X	10								6			14
NG451476-03-03 SUP2	2017		9/11/2019	10	5	X	10											10
NG451476-03-08	2017		9/11/2019	5	3	X	5											5
NG451476-03-09	2017		9/11/2019	22	3	X	22											22
NG451481-04-62	2017		9/16/2019	6	3	X	6								1			5
E4405-408320252	2018		9/18/2019	2	3	X	1			1					2			
E4405-408668041	2018		9/10/2019	4	4										4			
E6022-407982281	2018	FTR	9/10/2019	2	3										2			
E6026-406091433	2018	FTR	9/26/2019	2	3	X						1			2			
E6027-408421365	2018		9/10/2019	4	3	X				1					3			1
E6029-409274369	2018		9/26/2019	2	3										2			
E6029-409275256	2018		9/26/2019	2	3										2			
E6031-409467712	2018		9/26/2019	2	3										2			
E6032-409383539	2018		9/26/2019	2	3	X									2			
E6034-408721602	2018	FTR	9/13/2019	4	3	X						2						6
E6035-409141555	2018		9/10/2019	2	4										2			
E6035-409335114	2018	FTR	9/26/2019	2	4	X						1			2			
E6046-409068288	2018	FTR	9/18/2019	12	3	X						1			12			
E6046-409167254	2018	FTR	9/18/2019	2	3	X						1			2			
E6047-408981569	2018		9/18/2019	2	3										2			
E6048-409024480	2018		9/18/2019	2	4										2			
E6049-408279237	2018	FTR	9/10/2019	8	3	X						1			8			
E6049-408396088	2018	FTR	9/26/2019	4	3	X						1			4			
E6049-408398347	2018	FTR	9/10/2019	2	3	X						1			2			
E6049-408624706	2018	FTR	9/18/2019	4	3	X						1			4			

Percentages of
 - Most Time Consuming JPAs/Reasons
 - JPAs billed by date (year): under 5 yrs, 5-6 yrs, 7-9 yrs, and 10+ yrs (using different year of pole prices)

JPA NUMBER	Billed by Date	FTR	Date Recd	# OF POLES (Required)	OWNERS	Most Time Consume	Most Time Consuming Reasons (# of Poles)							# of Poles - bill by date:			
							No. 1 PolePrice Pole Class	No. 2 4.1A or 4.1B	No. 3 4.2 (Salvage)	No. 4 7.7 w/4.1B	No. 5 Percentage	No. 6 Defaults	No. 7 SCZ Adequate	Under 5 Years	5-6 Years	7-9 Years	10 Years and older
E6059-409014407	2018		9/18/2019	8	3									8			
E6059-409345080	2018		9/18/2019	4	3	X	1							4			
LAC-00015-24	2018		9/19/2019	2	3									1			
LAC-00015-31	2018		9/12/2019	1	3	X								1			
LAC-00015-43	2018		9/12/2019	1	3	X						1		1	1	1	1
LAC-DNE02D-02	2018		9/12/2019	2	3				1					2			1
LAC-DSW16-016	2018		9/19/2019	2	4							2					
M223068	2018	FTR	9/9/2019	4	3	X					2			4			
M236002	2018		9/9/2019	4	3									4			
M236276	2018		9/9/2019	10	4									5			
M236861	2018		9/9/2019	3	3									3			
NG0834-04-47	2018		9/16/2019	9	3	X	9								6		3
NG455327-13-03	2018		9/17/2019	6	4	X	5							1			5
NG455327-13-04 SUP1	2018		9/17/2019	2	4	X	2										1
NG455327-13-08	2018		9/17/2019	8	3	X		1						1		1	7
NG455327-13-10	2018		9/13/2019	10	4	X	9							1		2	7
NG455327-13-11	2018		9/17/2019	11	3	X						1		3			8
E6026-409572017	2019	FTR	9/26/2019	3	3	X					1			3			
E6026-409604337	2019	FTR	9/26/2019	2	3	X					1			2			
E6027-410177308	2019		9/18/2019	2	3	X	1							2			
E6029-410153989	2019		9/26/2019	2	3									2			
E6034-410169097	2019		9/26/2019	2	5									2			
E6035-410081013	2019	FTR	9/26/2019	2	3	X					1			2			
E6042-409344531	2019		9/18/2019	4	5	X			1					4			
E6044-409285480	2019		9/26/2019	2	3									2			
E6044-410209562	2019	FTR	9/26/2019	2	3	X					1			2			
E6059-409788848 COR	2019	FTR	9/26/2019	28	3	X					12			28			
HLB8911841	2019		9/9/2019	33	3	X	33								1	4	28
NG295647-01-01	2019		9/9/2019	1	4									1			
NG311694-006 COR	2019		9/9/2019	2	5									1			
NG311694-043 COR	2019		9/9/2019	6	5									6			
NG315288-09-19	2019		9/6/2019	29	3	X	29									1	27
VZ1RPR-0560-14023	Varies		9/19/2019	22	4	X		18		1				1	1		20
Percentages				1882		150	375	23	18	11	211	0	8	1143	34	23	634
						61.22%	19.93%	1.22%	0.96%	0.58%	11.21%	0.00%	0.43%	60.73%	1.81%	1.22%	33.69%
						Out of 245 JPAs	Out of 1882 Poles	Out of 1882 Poles	Out of 1882 Poles	Out of 1882 Poles	Out of 1882 Poles	Out of 1882 Poles	Out of 1882 Poles	Out of 1882 Poles	Out of 1882 Poles	Out of 1882 Poles	Out of 1882 Poles

Sample data: 245 JPAs, 1882 poles
 Sample JPAs included in packet: ATC12BAR3679-D6, HLB8911841

FINAL AUTHORIZATION FOR JOINT POLE TRANSACTION

This authorization is in accordance with Joint Pole Agreement and Routine. The undersigned have agreed on joint work as specified herein.

Date Prepared **06/11/19**
 Date Sent **10/17/12**

Confirming Agreement

In Field Telephone

Date Completed **JUN 14 2019** No. of Pages **3** J. P. Auth. No. **ATC12BAR3679-D6**

BILL NO. _____
 PAGE NO. _____

UTILITY	REPRESENTATIVE	DISTRICT-DIVISION-EXCHANGE	APPROVED	TAXING INSTRUCTIONS	ACCOUNTING DATA
E	KAREN JONES	BARSTOW	KAREN JONES	BARSTOW	700228
FTR	LAURA CEMAT	VICTORVILLE	J. RUIZ	S.B. CNTY	
ATC	M. Fosket	SOUTH BARSTOW	JIM PERRY	IRVINE	MAP # 3679-D6
	951-808-9501				

- COSTS and BILLING DATA**
- BILLING CODES**
1. PLACED CURRENT YEAR
 2. PLACED PRIOR YEAR
 3. UNAUTHORIZED ATTACHMENT
 4. SALVAGE VALUE
 5. AUTHORIZED COSTS

POLE #	POLE LENGTH ANCHOR SIZE	YEAR SET	POLE TREAT ANCHOR DIRECTION	RECORD			PROPOSED			ITEM NO.	LOCATION AND NATURE OF WORK <small>Foot in accordance with Joint Pole Agreement and Routine state notices.</small>	BILL CODE		AMOUNT DUE		ACCOUNTING DIRECTIONS:
				E	FTR	ATC	UTILITY		UTILITY							
							TOTAL AMT.	TAX	TOTAL AMT.			TAX				
4379773E	45'	06	FT CL 2	100			12KV			C	ATC TO PURCHASE SEC 4.0 & PL ANC SEC 3.1, ATC TO PL RISER SEC 3.4, ATC TO REARRANGE SEC 10.9	1				
							39-12 20-2			21-1	N ST E/S APPROX 335' N/O C/L BRUCITE RD	2				
							T20					3				
	1"	ANC	S	ALL			ALL					4				
	1"	14	S				.50		.50	111b	ATC-E	5				
										20A	ATC TO TRFR CATV DNG TO NEW ANC (S) - NO COST					
												7				
							12KV				ATC TO PURCHASE SEC 4.3a & PL GRD ARM SEC 19.2, REC. CORR YR SET SEC 13.3	8				
2202274E	40'	79					34-8	21-3 T21		22-1	N ST E/S 140' N/O C/L BRUCITE RD	9				
										161a	ATC TO PL GRD ARM - NO COST	10				
							12KV				ATC TO PURCHASE SEC 4.3a & PL GRD ARM SEC 19.2	11				
2202273E	40'	79	T CL 5		24'		34-8 20-1	24-3 19-1		21-1	N ST E/S 75' S/O C/L BRUCITE RD	12				
							T20			161a	ATC TO PL GRD ARM - NO COST	13				

POLE LEGEND:
 P = FULL
 PB = FULL BUTT
 T = TRANSPORT
 S = SALVAGE
 D = DISPOSE
 TM = TENANT

L = LOWER TOP
 C (XX) = FOOTAGE CUT
 SCZ = SAFETY CLEARANCE ZONE

ANCHOR LEGEND:
 AR = ANCHOR REMOVED
 AT = ANCHOR TRANSFERRED

Show Quantity of Bars to be Billed in the Column of Party to be Paid.

↑ ↑ ↑ ↑ ↑

GEOGRAPHICAL LOCATION

SO BARSTOW COMMUNITY

13

FINAL

J.P. FORM 2-2 1/85

BILL NO. _____

PAGE NO. 2

J.P. AUTH. NO. **ATC12BAR3679-D6**

PAGE NO. _____

POLE #	POLE LENGTH ANCHOR SIZE	YEAR SET	POLE TREAT ANCHOR DIRECT.	RECORD				PROPOSED				ITEM NO.	LOCATION AND NATURE OF WORK <small>If not in accordance with Joint Pole Agreement and Routine state reasons.</small>	UTILITY		UTILITY		ACCOUNTING DIRECTIONS:
				E	FTR			E	FTR		ATC			TOTAL AMT.		TOTAL AMT.		
														AMOUNT	TAX	AMOUNT	TAX	
				12KV				12KV	C		C	ATC TO PURCHASE SEC 4.3a & PL GRD ARM SEC 19.2	1					
2202272E	40'	79	T CL 5		22'			34-7	21-3 T21		22-1	N ST E/S 320' S/O C/L BRUCITE RD	2					
											161a	ATC TO PL GRD ARM- NO COST	3					
													4					
				12KV				12KV				ATC TO PURCHASE SEC 4.0, REC. CORR POLE TREATMENT SEC 13.3	5					
30176S	40	56	BT CL3	.60	22			34-5	22-4 T22		23-1	1020' N 1280' W/O C/O SEC 14 T&N R2W	6					
	1"	ANC	S	.50	.50			.50	.50				7					
													8					
				12KV				12KV				ATC TO PURCHASE SEC 4.0	9					
2313480E	40	85	FT CL5	34-9 19-1	18-1			34-8 19-1	18-1		20-1	N ST E/S 150' S/O CINNABAR RD	10					
													11					
				12KV				12KV					12					
2157363E	40	79	T CL5		24			34-3	24-6 T24		25-1	N ST E/S 50' W/O CINNABAR RD	13					
													14					
								12KV				ATC TO PURCHASE SEC 4.3a & PL GRD ARM SEC 19.2	15					
2236706E	40	81	FT CL5		22			34-7	22-4 T22		23-1	N ST E/S 250' S/O CINNABAR RD	16					
											161b	ATC TO PL GRD ARM - NO COST	17					
													18					
													19					

POLE LEGEND:
P = FULL
PB = FULL BUTT
T = TRANSPORT
S = SALVAGE
D = DISPOSE
TN = TOWER

L = LOWER TOP
C (O) = FOOTING CUT
SCZ = SAFETY CLEARANCE ZONE

ANCHOR LEGEND:
AR = ANCHOR REMOVED
AT = ANCHOR TRANSFERRED

Show Quantity of Items to be Billed in the Column of Party to be Paid.

SO BARSTOW
COMMUNITY

PAGE TOTAL _____

FINAL

J.P. FORM 2-2 1/95

BILL NO. _____

PAGE NO. 3

J.P. AUTH. NO. **ATC12BAR3679-D6**

PAGE NO. _____

POLE #	POLE LENGTH		YEAR	POLE TREAT		RECORD				PROPOSED				ITEM NO.	LOCATION AND NATURE OF WORK <small>If not in accordance with Joint Pole Agreement and Routine-state reasons.</small>	UTILITY		UTILITY		ACCOUNTING DIRECTIONS:	
	ANCHOR SIZE	SET		ANCHOR DIRECT.	E	FTR	E	FTR	ATC	TOTAL AMT.		TOTAL AMT.									
			AMOUNT							TAX	AMOUNT	TAX									
						12KV				12KV	C		C		ATC TO PURCHASE SEC 4.3a & PL GRD ARM SEC 19.2, REC CORR. POLE TREATMENT SEC 13.3	1					
2157364E	40'	79		BT CL5			24'			34-7	22-4 T22		23-1		N ST E/S 75' N/O BONANZA ST	2					
													161a		ATC TO PL GRD ARM - NO COST	3					
	1"	ANC		N		.50	.50			.50	.50						4				
										12KV					ATC TO PURCHASE SEC 4.3a & PL GRD ARM SEC 19.2	5					
4176319E	45'	05		FT CL 2		100				39-10 24-6			25-1		N ST E/S 125' N/O AZURITE RD	6					
										T24			161a		ATC TO PL GRD ARM - NO COST	7					
																	8				
						12KV				12KV							9				
4572387E	45'	07		FT CL 2		39-10 22-4	23-1			39-13 20-1	19-1		21-1		N ST E/S 127' S/O RIMROCK RD	10					
													161a		ATC TO PL GRD ARM - NO COST	11					
																	12				
						12KV				12KV					ATC TO PURCHASE SEC 4.0	13					
1672176E	40'	66		FT CL 5		.60	22'			34-5	22-4 T22		23-1		S/E COR/O RIMROCK RD & N ST	14					
																	15				
						12KV				12KV							16				
1672177E	40'	66		FT CL 5		.60	22'			34-6	21-3 T21		22-1		N ST E/S 137' S/O COCHISE ST	17					
																	18				
																	19				
																COL TOT					

POLE LEGEND:
P = PULL
PB = PULL BUTT
T = TRANSPORT
S = SALVAGE
D = DISPOSE
TN = TENANT

L = LOWER TOP
C (XX) = FOOTAGE CUT
SCZ = SAFETY CLEARANCE ZONE

ANCHOR LEGEND:
AR = ANCHOR REMOVED
AT = ANCHOR TRANSFERRED

Show Quantity of
Items to be Billed
in the Column of
Party to be Paid.

↑ ↑ ↑ ↑ ↑
GEOGRAPHICAL LOCATION

**SO BARSTOW
COMMUNITY**

PAGE TOTAL _____

FINAL

POLE NO.	Pole Length Anchor Size	Year Set	Record							Proposed							Item No.	LOCATION AND NATURE OF WORK If not in accordance with Joint Pole agreement and routine-state reasons.	BILL CODE	UTILITY		ACCOUNTING DIRECTIONS:													
			Class	12KV																	AMOUNT		AMOUNT												
			Anchor Direct.	E	FTR																														
1448148E	55	62	FT	.70	.30	24																													
F9963Y	45	50	FT	.67	.33	23																													
1371778E	55	12	FT	48-18	24-6																														
1811563E	50	68	FT	.65	.35	24																													
1811562E	50	68	FT	.65	.35	24																													
4337953E	55	98	FT	.70	.30	24																													
1329102E	55	60	FT	.70	.30	24																													
4242413E	50	95	FT	43-13 23-5	24-1																														
F9972Y	45	50	FT	0.67	.33	23																													
1346593E	50	61	FT	0.65	.35	24																													
62552E	45	49	FT	.67 38-15	.33 23-5																														
256744E	45	49	FT	.67 38-15	.33 23-5																														
1329103E	50	60	FT	0.65	.35	24																													
988468E	45	54	FT	.55	.45	26																													
1745504E	50	11	FT	43-15	22-2																														

POLE LEGEND:
 L = LOWER TOP (Item 5E)
 P = PULL (Item 5A)
 PB = PULL BUTT
 T = TRANSPORT (Item 5B)
 S = SALVAGE
 D = DISPOSE (Item 5D)
 TN = TENANT

ANCHOR/ARM LEGEND:
 C(XX) = FOOTAGE CUT
 SCZ = SAFETY CLEARANCE ZONE
 AR = ANCHOR/ARM REMOVED
 AT = ANCHOR/ARM TRANSFERRED

Show Quantity of Items to be billed in the Column of Party to be Paid.

GEOGRAPHICAL LOCATION
SAN BERNADINO
 COMMUNITY

COL TOT _____
 PAGE TOTAL _____

NG365242-02-41

BILLING		
CURRENT WAY	PROPOSED WAY	NEW PROPOSED WAY
0.25	0.25	0.25
2	2	2
5	4	5
7	7	5
6	6	4
6	6	6
2	2	2
24	15	22
0.33	0.33	0.33

Enter into Friend
 Pull cards
 Verify records against JPA
 Grade and space
 Who's billing
 Percent
 Second pages
 Billing
 Log out of Excel
TOTAL TIME

52.58 42.58 46.58

10 min = 21% 6 min = 11%

Time is in minutes

CHECKING		
CURRENT WAY	PROPOSED WAY	NEW PROPOSED WAY
4	2	2
5	5	8
3	2	4
3	2	2
11	7.33	9
0.33	0.33	0.33

Verify records against JPA
 Grade and space
 Who's billing
 Percent
 Verify Billing
 Log out of Excel

TOTAL TIME 26.33 18.66 25.33

8 min = 29% 1 min = 4%

CURRENT WAY	PROPOSED WAY	NEW PROPOSED WAY	CURRENT WAY	PROPOSED WAY	NEW PROPOSED WAY	CURRENT WAY	PROPOSED WAY	NEW PROPOSED WAY
615	615	615	854	854	854	855	855	855
E BILL NG	E BILL NG	E BILL NG	H BILL NG	H BILL NG	H BILL NG	M BILL NG	M BILL NG	M BILL NG
\$8,019	\$5,370	\$6,976	\$345	\$345	\$508	\$2,421	\$2,522	\$2,042
	E LOSES \$2649	E LOSES \$1040		SAME	H GAINS \$163		M GAINS \$101	M LOSES \$379

	CURRENT WAY	PROPOSED WAY	NEW PROPOSED WAY
Billing	52.58	42.58	46.58
Checking	26.33	18.66	25.33
TOTAL	78.91	61.24	71.91

	CURRENT WAY COST	PROPOSED WAY COST	NEW PROPOSED WAY TIME
Billing	\$ 38.12	\$ 30.87	\$ 33.77
Checking	\$ 19.09	\$ 13.53	\$ 18.36
TOTAL	\$ 57.21	\$ 44.40	\$ 52.13

Billers
 Level III
 .725

E4405-408320252

BILLING		
CURRENT WAY	PROPOSED WAY	NEW PROPOSED WAY
Enter into Friend	0.25	0.25
Pull cards	0.33	0.33
Verify records against JPA	0.17	0.17
Grade and space	0.5	0.5
Who's billing	0.33	2
Percent	1	1
Second pages	0.5	1
Billing	8	5
Log out of Excel	0.33	0.33
TOTAL TIME	11.41	8.41

3 min = 26%

Time is in minutes

Verify records against JPA

Grade and space

Who's billing

Percent

Verify Billing

Log out of Excel

CHECKING		
CURRENT WAY	PROPOSED WAY	NEW PROPOSED WAY
Verify records against JPA	0.25	0.25
Grade and space	0.17	1
Who's billing	0.17	1
Percent	0.17	0.17
Verify Billing	5	3
Log out of Excel	0.33	0.33
TOTAL TIME	6.09	4.09

2 min = 33%

CURRENT WAY	PROPOSED WAY	NEW PROPOSED WAY	CURRENT WAY	PROPOSED WAY	NEW PROPOSED WAY	CURRENT WAY	PROPOSED WAY	NEW PROPOSED WAY
615	615	615	936	936	936	940	940	940
E BILL NG	E BILL NG	E BILL NG	E BILL TCA	E BILL TCA	E BILL TCA	TCA BILL NG	TCA BILL NG	TCA BILL NG
\$5,674	\$9,180	\$9,439	\$1,367	\$1,367	\$5,362	\$386	\$402	\$381
	E GAINS \$3506	E GAINS \$3765		SAME	E GAINS \$3995		TCA GAINS \$16	TCA LOSES \$5

Billing
Checking
TOTAL

CURRENT WAY TIME	PROPOSED WAY TIME	NEW PROPOSED WAY TIME
11.41	8.41	15.58
6.09	4.09	10.75
17.5	12.5	26.33

Biller Level III
725

Billing
Checking

CURRENT WAY COST	PROPOSED WAY COST	NEW PROPOSED WAY TIME
\$ 8.27	\$ 6.10	\$ 21.49
\$ 4.42	\$ 2.97	\$ 7.79
TOTAL	\$ 12.69	\$ 29.28

BILL NO. 10-19-615, 855, 854 FINAL AUTHORIZATION FOR JOINT POLE TRANSACTION

PAGE NO. 1 This authorization is in accordance with Joint Pole Agreement and Routine. The undersigned have agreed on joint work as specified herein.

Date Prepared 6/3/2019 In Field By Telephone Date Completed JUN 10 2019 No. of Pages 5 J.P. Auth No NG365242-02-41

Date Sent 8/30/2016 Confirming Agreement 2019 Book

COSTS and BILLING DATA

- BILLING CODES
 1. PLACED CURRENT YEAR
 2. PLACED PRIOR YEAR
 3. UNAUTHORIZED ATTACHMENT
 4. SALVAGE VALUE
 5. AUTHORIZED COSTS

BILL NO. 615

AMOUNT DUE	
BILL CODE <u>E</u> TOTAL AMT <u>6,976</u>	BILL CODE <u>NG</u> TOTAL AMT <u>0</u>
AMOUNT	AMOUNT

UTILITY	REPRESENTATIVE	DISTRICT-DIVISION-EXCHANGE	APPROVED	TAXING INSTRUCTIONS	ACCOUNTING DATA
E	Tim Wikerson	LOS ANGELES	M. WAZEWSKI	TORRANCE	4080 44 385
M	D. Waits	LOS ANGELES	W. SALVADOR	LOS ANGELES	RECORD ONLY
HLA	H Roundfield	LOS ANGELES	B. BARRERA	LOS ANGELES	A312
NG	Michael Mckay	SAN JOSE	EARLE CARRION	SANTA CLARA	JOB TMD-365241 TMD1800 / MAP 8471-1804

POLE NO.	Pole Length Anchor Size	Year Set	Pole Treat Class Anchor Direct.	Record			Proposed				Item No.	LOCATION AND NATURE OF WORK <small>Foot in accordance with Joint Pole agreement and routine state masses.</small>	BILL CODE	AMOUNT	ACCOUNTING DIRECTIONS:
				E	M	HLA	E	M	HLA	NG					
X12951E	35	14	FT / CL5	100			15KV				22-1	94TH ST S/S 37'0" 566' W/O VERMONT AV	2	2,139.8	
	1*	18	W							111b	ALL		3		
													4		
X12953E	35	14	FT / CL6	100			18KV				22-1	94TH ST S/S 37'0" 566' W/O VERMONT AV	6	2,139.8	
													7		
							18KV					NG TO PURCH SEC 4.0	8		
933500E	45	14	FT / CL5	100			38-7 25-7				26-1	94TH ST S/S 37'0" 356' W/O VERMONT AV	9	2,145.7	
													10		
													11		
													12		
													13		

POLE LEGEND:
 L = LOWER TOP (Item 92)
 P = PULL (Item 94)
 PB = PULL BUTT
 T = TRANSPORT (Item 95)
 S = SALVAGE
 D = DISPOSE (Item 93)
 TN = TENANT

ANCHORARM LEGEND:
 SCZ = SAFETY CLEARANCE ZONE
 AR = ANCHORARM REMOVED
 AT = ANCHORARM TRANSFERRED

Show quantity of items to be billed in the Column of Party to be Paid.

GEOGRAPHICAL LOCATION

WESTMONT

FORM 48 SENT 2/27/2017

COL TOT 4253

0

PA

4253

0

18

COSTS and BILLING DATE

BILL NO. 10-19-855, 854

FINAL

BILLING CODES

1. PLACED CURRENT YEAR
2. PLACED PRIOR YEAR
3. UNAUTHORIZED ATTACHMENT
4. SALVAGE VALUE
5. AUTHORIZED COST

J.P. AUTH. NO. NG365242-02-41

BILL NO. **855**

AMOUNT DUE			
BILL CODE	UTILITY	BILL CODE	UTILITY
	M		NG
TOTAL AMT	2042	TOTAL AMT	0
AMOUNT		AMOUNT	

1.			
2.			
3.			
4.			
5.			
6.			
7.			
8.			
9.			
10.			
11.			
12.			
13.			
COL TOL	0	0	

PAGE TOTAL 0 0

BILL NO. **854**

AMOUNT DUE			
BILL CODE	UTILITY	BILL CODE	UTILITY
	NG		H
TOTAL AMT	0	TOTAL AMT	508
AMOUNT		AMOUNT	

1.			
2.			
3.			
4.			
5.			
6.			
7.			
8.			
9.			
10.			
11.			
12.			
13.			
COL TOL	0	0	

PAGE TOTAL 0 0

BILL NO.

AMOUNT DUE			
BILL CODE	UTILITY	BILL CODE	UTILITY
TOTAL AMT		TOTAL AMT	
AMOUNT		AMOUNT	

1.			
2.			
3.			
4.			
5.			
6.			
7.			
8.			
9.			
10.			
11.			
12.			
13.			
COL TOL			

PAGE TOTAL _____

BILL NO.

AMOUNT DUE			
BILL CODE	UTILITY	BILL CODE	UTILITY
TOTAL AMT		TOTAL AMT	
AMOUNT		AMOUNT	

1.			
2.			
3.			
4.			
5.			
6.			
7.			
8.			
9.			
10.			
11.			
12.			
13.			
COL TOL			

PAGE TOTAL _____

BILL NO.

AMOUNT DUE			
BILL CODE	UTILITY	BILL CODE	UTILITY
TOTAL AMT		TOTAL AMT	
AMOUNT		AMOUNT	

1.			
2.			
3.			
4.			
5.			
6.			
7.			
8.			
9.			
10.			
11.			
12.			
13.			
COL TOL			

PAGE TOTAL _____

ACCOUNTING DIRECTIONS:

1.				1.
2.				2.
3.				3.
4.				4.
5.				5.
6.				6.
7.				7.
8.				8.
9.				9.
10.				10.
11.				11.
12.				12.
13.				13.

POLE NO.	Pole Length Anchor Dia.	Year Set	Pole-TL Class Anchor Class.	Record			Proposed				Item No.	LOCATION AND NATURE OF WORK (List in accordance with Joint Pole agreement and routine-state records.)	BILL CODE	UTILITY	BILL CODE	ACCOUNTING DIRECTIONS
				E	M	HLA	E	M	HLA	NG				E	NG	
				L		C						1	NG TO PURCH SEC 4.0; NG TO PLANC SEC 12.0			
103373H	45	70	FT / CL4	.60		.40 24'						2	VERMONT AV A/W 18' S/O 94TH ST	2	74	
												3				
	1"	16	S								ALL	4	111b			
												5				
				L								6	NG TO PURCH SEC 4.0; NG TO PLANC SEC 12.0			
X12817E	40	14	FT / CL5	100								7	94TH ST S/S 370' 10' W/O VERMONT AV	2	1547	
	1"	16	E									8				
												9				
				L		C						10	NG TO PURCH SEC 4.4; NG TO PL CA ARM SEC 14.1; NG TO REARRANGE SEC 10.9			
559970E	40	40	FT / CL3	34-11		23-5						11	VERMONT AV A/W 64' N/O 94TH ST	2	142	
												12				
			ARM								.50 FREE	13	104a		1 FREE	
												14				
						C						15	NG TO PURCH SEC 4.0; NG TO REARRANGE SEC 10.9			
817363H	30	72	FT / CL3			100						16	VERMONT AV A/W 10' S/O 93rd ST			
												17				
												18				
												19				

POLE LEGEND:
 P = PULL (Item 5A)
 PB = PULL BUIT
 T = TRANSPORT (Item 5B)
 S = SALVAGE
 D = DISPOSE (Item 5C)
 TN = TENANT

L = LOWER TOP (Item 5D)
 C(PX) = FOOTAGE CUT
 SCZ = SAFETY CLEARANCE ZONE

ANCHORARM LEGEND:
 AR = ANCHORARM REMOVED
 AT = ANCHORARM TRANSFERRED

Show Quantity of Items to be billed in the Column of Party to be Paid.

GEOGRAPHICAL LOCATION
 WESTMONT
 COMMUNITY

DCL TOT 1763 0
 PAGE TOTAL 1763 0

BILL NO. 855

BILL NO. 854

BILL NO. _____

BILL NO. _____

BILL NO. _____ J.P. AUTH. NO. NG365242-02-41

	AMOUNT DUE	
	UTILITY M	UTILITY NG
1		
2		
3		
4		
5		
6		
7		
8		
9		
10		
11		
12		
13		
14		
15		
16		
17		
18		
19		
COL TOT	<u>0</u>	<u>0</u>

	AMOUNT DUE	
	UTILITY NG	UTILITY H
1		
2	<u>2 61</u>	
3		
4		
5		
6		
7		
8		
9		
10		
11	<u>2 129</u>	
12		
13		
14		
15		
16	<u>2 318</u>	
17		
18		
19		
COL TOT	<u>0</u>	<u>508</u>

	AMOUNT DUE	
	UTILITY	UTILITY
1		
2		
3		
4		
5		
6		
7		
8		
9		
10		
11		
12		
13		
14		
15		
16		
17		
18		
19		
COL TOT		

	AMOUNT DUE	
	UTILITY	UTILITY
1		
2		
3		
4		
5		
6		
7		
8		
9		
10		
11		
12		
13		
14		
15		
16		
17		
18		
19		
COL TOT		

	AMOUNT DUE	
	UTILITY	UTILITY
1		
2		
3		
4		
5		
6		
7		
8		
9		
10		
11		
12		
13		
14		
15		
16		
17		
18		
19		
COL TOT		

ACCOUNTING DIRECTIONS

1
2
3
4
5
6
7
8
9
10
11
12
13
14
15
16
17
18
19

POLE NO.	Pole Length Anchor Size	Year Set	Role Title Class Anchor Desc.	Record				Proposed				Item No.	LOCATION AND NATURE OF WORK (Must be accordance with Joint Pole agreement and routine-side reasons.)	BILL CODE	TYPE	BILL CODE	ACCOUNTING DIRECTIONS
				E	M	HLA	NG	E	M	HLA	NG				E	NG	
				L	L			16KV 33-4 21-1	16KV 43-10 25-4			NG TO PURCH SEC 4.0; NG TO PL ANC SEC 12.0	1				
170493M	50	72	G / CL4	33-4 21-1	43-10 23-2			33-4 21-1	43-10 25-4			93RD ST S/S 390' E/O BUDLONG AV	2	2	53		
				TN 21	20-2 C 23				19-1 C 25				3				
									C 24 C 23				4				
									TN 22				5				
	1'	16	N								ALL	111b	6				
													7				
				L	L			16KV 33-3 22-1	16KV 43-10 25-4			NG TO PURCH SEC 4.0	8				
138061M	50	72	G / CL4	33-3 22-1	43-10 21-2			33-3 22-1	43-10 25-4			93RD ST S/S 430' W/O A/W/O VERMONT AV	9	2	53		
				TN 22	25-3 C 25			TN 22	21-1 19-1				10				
									C 28 C 25				11				
									C 24 TN 23				12				
													13				
				L	L			16KV 39-1 22-2	16KV 43-4 28-4			NG TO PURCH SEC 4.0	14				
4352964E	50	89	FT / CL4	39-3 22-4	43-4 24-2			39-1 22-2	43-4 28-4			93RD ST S/S 294' W/O A/W/O VERMONT	15	2	139		
				TN 22	C 24				19-1 C 25				16				
									C 25 C 24				17				
									TN 23				18				
													19				

POLE LEGEND:
 P = PULL (Item 5A)
 *PB = PULL BUTT
 T = TRANSPORT (Item 5B)
 S = SALVAGE
 D = DISPOSE (per 5C)
 TN = TENANT

L = LOWER TOP (Item 5C)
 CPOG = FOOTAGE CUT
 SCZ = SAFETY CLEARANCE ZONE

ANCHORWARM LEGEND:
 AR = ANCHORWARM REMOVED
 AT = ANCHORWARM TRANSFERRED

Show Quantity of Items to be billed in the Column of Party to be Paid.

GEOGRAPHICAL LOCATION
 WESTMONT
 COMMUNITY

COL TOT 245 0
 PAGE TOTAL 245 0

BILL NO. 855

BILL NO. 854

BILL NO.

BILL NO.

BILL NO.

J.P. AUTH. NO. NG365242-02-41

AMOUNT DUE			
BILL CODE	UTILITY	BILL CODE	UTILITY
	M		NG
1			
2	2 64		
3			
4			
5			
6			
7			
8			
9	2 64		
10			
11			
12			
13			
14			
15	2 116		
16			
17			
18			
19			
COL TOT	244		0

AMOUNT DUE			
BILL CODE	UTILITY	BILL CODE	UTILITY
	NG		H
1			
2			
3			
4			
5			
6			
7			
8			
9			
10			
11			
12			
13			
14			
15			
16			
17			
18			
19			
COL TOT	0		0

AMOUNT DUE			
BILL CODE	UTILITY	BILL CODE	UTILITY
1			
2			
3			
4			
5			
6			
7			
8			
9			
10			
11			
12			
13			
14			
15			
16			
17			
18			
19			
COL TOT			

AMOUNT DUE			
BILL CODE	UTILITY	BILL CODE	UTILITY
1			
2			
3			
4			
5			
6			
7			
8			
9			
10			
11			
12			
13			
14			
15			
16			
17			
18			
19			
COL TOT			

AMOUNT DUE			
BILL CODE	UTILITY	BILL CODE	UTILITY
1			
2			
3			
4			
5			
6			
7			
8			
9			
10			
11			
12			
13			
14			
15			
16			
17			
18			
19			
COL TOT			

ACCOUNTING DIRECTIONS

1
2
3
4
5
6
7
8
9
10
11
12
13
14
15
16
17
18
19

BILL NO. 855

BILL NO. 854

BILL NO. _____

BILL NO. _____

BILL NO. _____ J.P. AUTH. NO. NG365242-02-41

AMOUNT DUE			
BILL CODE	UTILITY	BILL CODE	UTILITY
	M	NG	
1			
2	2.57		
3			
4			
5			
6			
7	2.59		
8			
9			
10		1 FREE	
11			
12			
13	2.66		
14			
15			
16			
17			
18			
19			
CCL TOT	782	0	

AMOUNT DUE			
BILL CODE	UTILITY	BILL CODE	UTILITY
	NG	H	
1			
2			
3			
4			
5			
6			
7			
8			
9			
10			
11			
12			
13			
14			
15			
16			
17			
18			
19			
CCL TOT	0	0	

AMOUNT DUE			
BILL CODE	UTILITY	BILL CODE	UTILITY
1			
2			
3			
4			
5			
6			
7			
8			
9			
10			
11			
12			
13			
14			
15			
16			
17			
18			
19			
CCL TOT			

AMOUNT DUE			
BILL CODE	UTILITY	BILL CODE	UTILITY
1			
2			
3			
4			
5			
6			
7			
8			
9			
10			
11			
12			
13			
14			
15			
16			
17			
18			
19			
CCL TOT			

AMOUNT DUE			
BILL CODE	UTILITY	BILL CODE	UTILITY
1			
2			
3			
4			
5			
6			
7			
8			
9			
10			
11			
12			
13			
14			
15			
16			
17			
18			
19			
CCL TOT			

ACCOUNTING DIRECTIONS

POLE NO.	Pole Length Anchor Size	Year Set	Pole Top Class Anchor Dist.	Record				Proposed				Item No.	LOCATION AND NATURE OF WORK <small>(Work in accordance with Joint Pole agreement and routine state issues.)</small>	BILL CODE	LITILEY E AMOUNT	BILL CODE	NG AMOUNT	ACCOUNTING DIRECTIONS
				E	M	HLA	NG	E	M	HLA	NG							
				L				18KV			C		NG TO PURCH SEC 4.0; NG TO PLANC SEC 12.0	1				
4701461E	40	06	FT / CL4	100				34-4 23-5			24-1		VERMONT AV W/S 90' W/O 93rd ST	2	2,545			
	1"	16	N								ALL	111b		3				
														4				
				L				16KV			C		NG TO PURCH SEC 4.0	5				
422010M	50	14	FT / CL3	100				49-3 34-11			23-1		VERMONT AV & 93RD ST	6				
								22-4 C 34						7				
								C 35 C 32						8				
														9				
				L				18KV			C		NG TO PURCH SEC 4.0; NG TO PLANC SEC 12.0	10				
9340M	60	79	FT / CL2	100				52-8 38-15 22-11 C 38 C 37			23-1		VERMONT & 93RD N/E/COR	11				
								C 36 C 35						12				
								C 36 C 35						13				
								C 24						14				
	1"	16	N								ALL	111b		15				
														16				
														17				
														18				
														19				

POLE LEGEND:
 P = PULL (Item 5A)
 PB = PULL BUTT
 T = TRANSPORT (Item 22)
 S = SALVAGE
 D = DISPOSE (Item 13)
 TN = TENANT

L = LOWER TOP (Item 9E)
 CDG = FOOTAGE CUT
 SCZ = SAFETY CLEARANCE ZONE

ANCHORARM LEGEND:
 AR = ANCHORARM REMOVED
 AT = ANCHORARM TRANSFERRED

Show Quantity of Items to be billed in the Column of Party to be Paid.

GEOGRAPHICAL LOCATION
 WESTMONT
 COMMUNITY

COL TOT 545 0
 PAGE TOTAL 545 0

BILL NO. 855

BILL NO. 854

BILL NO. _____

BILL NO. _____

BILL NO. _____ J.P. AUTH. NO. NG365242-02-41

	AMOUNT DUE	
	UTILITY M	UTILITY NG
1		
2		
3		
4		
5		
6	2 996	
7		
8		
9		
10		
11	2 236	
12		
13		
14		
15		
16		
17		
18		
19		
COL TOT	1232	0

	AMOUNT DUE	
	UTILITY NG	UTILITY H
1		
2		
3		
4		
5		
6		
7		
8		
9		
10		
11		
12		
13		
14		
15		
16		
17		
18		
19		
COL TOT	0	0

	AMOUNT DUE	
	UTILITY	UTILITY
1		
2		
3		
4		
5		
6		
7		
8		
9		
10		
11		
12		
13		
14		
15		
16		
17		
18		
19		
COL TOT		

	AMOUNT DUE	
	UTILITY	UTILITY
1		
2		
3		
4		
5		
6		
7		
8		
9		
10		
11		
12		
13		
14		
15		
16		
17		
18		
19		
COL TOT		

	AMOUNT DUE	
	UTILITY	UTILITY
1		
2		
3		
4		
5		
6		
7		
8		
9		
10		
11		
12		
13		
14		
15		
16		
17		
18		
19		
COL TOT		

ACCOUNTING DIRECTIONS

1	1
2	2
3	3
4	4
5	5
6	6
7	7
8	8
9	9
10	10
11	11
12	12
13	13
14	14
15	15
16	16
17	17
18	18
19	19

PAGE TOTAL 1232 0

PAGE TOTAL 0 0

PAGE TOTAL _____

PAGE TOTAL _____

PAGE TOTAL _____

PAGE NO. 5A

POLE NO.	Pole Length Anchor Size	Year Bld	Pole TH Class Anchor Dist.	Record				Proposed				Item No.	LOCATION AND NATURE OF WORK <small>If not in accordance with Joint Pole agreement and routine state reasons.</small>	BILL CODE	E AMOUNT	NG AMOUNT	ACCOUNTING DIRECTION
				E	M	HLA	NG	E	M	HLA	NG						
					L				16KV		C		NG TO PURCH SEC 4.0; NG TO PL ANC SEC 12.0	1			
265336M	43	58	FT / CL3		100				38 - 4 29 - 5		24 - 1		93rd ST N/S 75' E/D VERMONT AV	2			
									23 - 6 C 29					3			
									C 27 C 25					4			
									TN 23					5			
	1"	16	E								ALL	111b		8			
														7			
					L				18KV		C		NG TO PURCH SEC 4.0; NG TO PL F-ARM SEC 12.0	8			
8049M	55	35	FT / CL3		100				48 - 15 27 - 4		23 - 1		VERMONT AV E/S 110' S/O 93rd ST	9			
									22 - 4 C 27					10			
									C 26 C 25					11			
		ARM									ALL	164c		12			
														13			
														14			
														15			
														16			
														17			
														18			
														19			

POLE LEGEND:
 L = LOWER TOP (See 55)
 P = PULL (See 5A)
 PB = PULL BUTT
 T = TRANSPORT (See 66)
 S = SALVAGE
 D = DISPOSE (See 40)
 TN = TENANT

ANCHORARM LEGEND:
 AR = ANCHORARM REMOVED
 AT = ANCHORARM TRANSFERRED

Show Quantity of Items to be billed in the Column of Party to be Paid.

GEOGRAPHICAL LOCATION
 WESTMONT
 COMMUNITY

GCL TOT	0	0
PAGE TOTAL	0	0

BILL NO. 10-19-936.6/5.940
 PAGE NO. 1 OF 1

FINAL AUTHORIZATION FOR JOINT POLE TRANSACTION

This authorization is in accordance with Joint Pole Agreement and Routine. The undersigned have agreed on joint work as specified herein.

Date Prepared 10/16/2016 2019 Books In Field
 Date Sent 7/10/2017 Confirming Agreement

By Telephone Date Completed _____ No. of Pages 1 OF 1 J.P. Auth. No. E4405-408320252

COSTS and BILLING DATA

- BILLING CODES**
 1. PLACED CURRENT YEAR
 2. PLACED PRIOR YEAR
 3. UNAUTHORIZED ATTACHMENT
 4. SALVAGE VALUE
 5. AUTHORIZED COSTS

UTILITY	REPRESENTATIVE	DISTRICT-DIVISION-EXCHANGE	APPROVED	TAXING INSTRUCTIONS	ACCOUNTING DATA
E			APPROVED		
TCA			APPROVED		
NG			APPROVED		

BILL NO. 936

AMOUNT DUE	
UTILITY	UTS
<u>E</u>	<u>TCA</u>
TOTAL AMT <u>5,362</u>	TOTAL AMT <u>0</u>
AMOUNT	AMOUNT

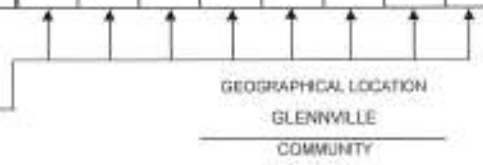
POLE NO.	Pole Length ft	Pole Top Year Set	Pole Type Class	Record			Proposed			Item No.	LOCATION AND NATURE OF WORK <small>If not in accordance with Joint Pole agreement and routine state reasons.</small>	BILL CODE	AMOUNT		ACCOUNTING DIRECTIONS
				16K E	TCA	NG	16K E	TCA	NG				AMOUNT	AMOUNT	
NEW PROPOSED WAY															
1659633E	75	66	FT 2	66-36 26-2	24-1	(19-1)			PTD						
				C26 23-5											
1659633E	85	18	FT H4												
									75-43 26-4	22-1	21-1				
									C26 TN24						
									20-2						
									1/2(1)			13D			
									1			83B			
									1/2(1)			13C			
									1/2(1)			13C			

AMOUNT DUE	
UTILITY	UTS
<u>E</u>	<u>TCA</u>
TOTAL AMT <u>5,362</u>	TOTAL AMT <u>0</u>
AMOUNT	AMOUNT

POLE LEGEND:
 P = PULL (Item 5A)
 PB = PULL BUTT
 T = TRANSPORT (Item 5B)
 S = SA/WAG
 D = DISPOSE (Item 5C)
 TN = TENANT

ANCHORARM LEGEND:
 AR = ANCHORARM REMOVED
 AT = ANCHORARM TRANSFERRED

Show Quantity of Items to be billed in the Column of Party to be Paid.



FORM 48 SENT 4/14/2017

GOL TOT 1352 0
 PAGE TOTAL 1352 0

COSTS and BILLING DATE

BILL NO. 10-19-615, 940

FINAL

BILLING CODES

- 1. PLACED CURRENT YEAR
- 2. PLACED PRIOR YEAR
- 3. UNAUTHORIZED ATTACHMENT
- 4. SALVAGE VALUE
- 5. AUTHORIZED COST

J.P. AUTH. NO. E4405-408320252

BILL NO. **615**

AMOUNT DUE			
BILL CODE	UTILITY E	BILL CODE	UTILITY NG
	TOTAL AMT		TOTAL AMT
	9,439		0
	AMOUNT		AMOUNT

BILL NO. **940**

AMOUNT DUE			
BILL CODE	UTILITY NG	BILL CODE	UTILITY TCA
	TOTAL AMT		TOTAL AMT
	0		381
	AMOUNT		AMOUNT

BILL NO.

AMOUNT DUE			
BILL CODE	UTILITY	BILL CODE	UTILITY
	TOTAL AMT		TOTAL AMT
	AMOUNT		AMOUNT

BILL NO.

AMOUNT DUE			
BILL CODE	UTILITY	BILL CODE	UTILITY
	TOTAL AMT		TOTAL AMT
	AMOUNT		AMOUNT

BILL NO.

AMOUNT DUE			
BILL CODE	UTILITY	BILL CODE	UTILITY
	TOTAL AMT		TOTAL AMT
	AMOUNT		AMOUNT

ACCOUNTING DIRECTIONS:

1.					
2.	132				
3.					
4.					
5.					
6.	1159				
7.					
8.					
9.	1250				
10.					
11.	500				
12.	500				
13.					
COL TOL	5852			0	

1.					
2.					
3.					
4.					
5.					
6.					
7.					
8.					
9.					
10.					
11.					
12.					
13.					
COL TOL	0			381	

1.					
2.					
3.					
4.					
5.					
6.					
7.					
8.					
9.					
10.					
11.					
12.					
13.					
COL TOL					

1.					
2.					
3.					
4.					
5.					
6.					
7.					
8.					
9.					
10.					
11.					
12.					
13.					
COL TOL					

1.					
2.					
3.					
4.					
5.					
6.					
7.					
8.					
9.					
10.					
11.					
12.					
13.					
COL TOL					

PAGE TOTAL 5852 0

PAGE TOTAL 0 381

PAGE TOTAL _____

PAGE TOTAL _____

PAGE TOTAL _____

BILL NO. 615

BILL NO. 940

BILL NO.

BILL NO.

BILL NO. J.P. AUTH. NO. E4405-408320252

AMOUNT DUE			
BILL CODE	UTILITY	BILL CODE	UTILITY
	E		NG
1			
2	283	4	0
3	1013		
5	115		
9	1516		
COL TOT	3587	0	

AMOUNT DUE			
BILL CODE	UTILITY	BILL CODE	UTILITY
	NG		TCA
1			
2			
3			
4			
5			
6			
7			
8			
9			
10			
11			
12			
13			
14			
15			
16			
17			
18			
19			
COL TOT	0	0	

AMOUNT DUE			
BILL CODE	UTILITY	BILL CODE	UTILITY
1			
2			
3			
4			
5			
6			
7			
8			
9			
10			
11			
12			
13			
14			
15			
16			
17			
18			
19			
COL TOT			

AMOUNT DUE			
BILL CODE	UTILITY	BILL CODE	UTILITY
1			
2			
3			
4			
5			
6			
7			
8			
9			
10			
11			
12			
13			
14			
15			
16			
17			
18			
19			
COL TOT			

AMOUNT DUE			
BILL CODE	UTILITY	BILL CODE	UTILITY
1			
2			
3			
4			
5			
6			
7			
8			
9			
10			
11			
12			
13			
14			
15			
16			
17			
18			
19			
COL TOT			

ACCOUNTING DIRECTIONS

PAGE TOTAL 3587 0

PAGE TOTAL 0 0

PAGE TOTAL

PAGE TOTAL

PAGE TOTAL

PAGE NO. 2A