

Southern California Joint Pole Committee

279 E. Arrow Hwy. Suite 104
San Dimas, CA 91773
Phone (909) 599-3801
Fax (909) 599-3825

March 18, 2020

A regular meeting of the **Billing Process Simplification** took place on the above date, at 1:46 p.m., at the Committee office.

Those in attendance were:

Ms. Angela Pranata	Committee Staff
Ms. Kathleen Allen	Committee Staff

Those attending via teleconference were:

Mr. Joe Serrato	Crown Castle NG West Inc./NewPath/CA-CLEC LLC
Ms. Aarize Dizon	Crown Castle NG West Inc./NewPath/CA-CLEC LLC
Mr. Hector Aguilera	Crown Castle NG West Inc./NewPath/CA-CLEC LLC
Ms. Richanna James	Crown Castle NG West Inc./NewPath/CA-CLEC LLC
Mr. Wayne Brown	Southern California Edison
Ms. April De Barge	Southern California Edison
Mr. John Bacon	City of Los Angeles
Ms. Cory Crawford	AT&T California
Ms. Kay Black	AT&T California
Mr. Todd Dailey	AT&T California
Mr. Ben Coffey	City of Banning
Ms. Lynn Prescott	Verizon Wireless
Ms. Maria Ortiz	XO Communication/MCI Telecom/MCI Metro
Ms. Lupe Hernandez	Teleport Communications America
Ms. Alicia Smith	Sprint Nextel/Sprint Communications
Ms. Yesenia Delgado	Time-Warner Cable
Ms. Shawn Henderson	T-Mobile USA
Ms. Yvonne Johnson	AT&T Mobility
Mr. Daniel Luty	Extenet Systems
Mr. Nick Van Stryk	City of Vernon (Petrelli Electric)
Ms. Racheal Torres	Mobilitie, LLC

Chairperson, Mr. Serrato called the meeting to order at 1:46 p.m. by addressing the first item on the agenda, the review of **Previous February meeting minutes**. There were no questions or comments.

The second agenda item is **Item 1662: Billing Process Simplification.**

Study/analysis billing by proposed side of JPA (K. Allen)

Ms. Allen opened and commented the first JPA she did a billing analysis on was NG1010-01-006 SUP2. She explained this is a two pole JPA and like before she billed per the current way, pending rules – see packet for defined rules, and per the new proposed way 2, bill by proposed side of JPA only, and explained the differences in time saved and cost saved. She added for this particular JPA the time saved with billing and checking combined was 22.704 minutes which is equivalent to \$16.46 cost saved. She continued to explain that for account 855 M gains \$2, account 967 FTR loses \$1, account 865 the cost is the same, and lastly for account 866 LAC loses \$2 for the billing difference of current way to new proposed way 2. Mr. Serrato stated that the money loss or gained by members is minimal and that there is a significant savings in time and pay. He added more poles can be billed monthly and more recuperation costs for members who are setting and selling space as well.

Ms. Allen then explained JPA NG455327-13-16. She reminded the members that the billers did a billing analysis on this JPA last month. However, Ms. Allen was not happy with presenting it because she did not feel the amounts presented were accurate. This month Ms. Allen completed the analysis herself and used her times. She stated this is a two pole JPA and there was more money being lost on this JPA. For account 608 E loses \$9, for account 832 ATS gains \$27, For account 643 H loses \$50, for account 615 E gains \$8, for account 872 ATS gains 8, and lastly for account 854 H gains \$8. She showed, however, 92.48 minutes were saved and \$67.05 cost was saved billing the new proposed way 2. She then stated it is up to the members to decide if they think this proposed way of billing is worth the money lost per accounts but saved in time and billers pay.

Ms. Allen added that what she did differently this month is she broke down the costs and explained in detailed on the billing processes and the current way rules and new proposed way 2 rules. She included a billing explanation sheet for the JPAs presented. She stated they can be found in billing packet before each JPA for the Members to review and compare to the JPAs discussed.

Ms. Allen then explained one of the concerns from last month on JPA NG455327-13-16 was why is HLA is losing \$50 from billing current way to the new proposed way 2? Ms. Allen broke the costs down and showed a side by side comparison and explained in detailed for the \$50 lost. Ms. Black inquired if this JPA has super congested poles which are not that common. Ms. Allen replied that it does happen but it is not common at this point. Ms. Black stated she wanted to feel more comfortable in the loss knowing how often this occurs. Ms. Allen stated she cannot give an exact count of how many times it does happen monthly because they majority of the multi JPAs are not billable. She added for March b/s she did do a detailed count and the office received 37 5+ party JPAs, 14 of those JPAs included section 4.1 and out of those 14 only one was billable. Currently it can be deemed as one offs but when the JPAs become billable it's a whole different story. The 4.1 scenario will appear more often.

Mr. Serrato inquired about the next steps. He inquired if it does need to be approved in Admin Board or Operating. Ms. Crawford inquired if it can be approved

in Operating then go to Admin Board if required. Ms. Pranata commented yes. Mr. Serrato stated to discuss in Operating then have someone make a motion to move to discussion. Mr. Bacon commented that would be the best route to go through Operating and then through motion. He added then we will be covered on both sides. Mr. Serrato then stated to move this topic to Operating for further discussion. He added it will also give members an extra month to digest with is being proposed. Mr. Bacon and Mr. Serrato thanked Ms. Allen for her time and analysis.

Miscellaneous Items.

There were no misc. items.

Review of Action Items

- Move *Study/analysis billing by proposed side of JPA (K. Allen)* to Operating.

The meeting adjourned at 2:01 p.m. until next month.

Ms. Kathleen Allen – Committee Transcriber

NG1010-01-006 SUP2

	BILLING			CHECKING	
	CURRENT WAY	NEW PROPOSED WAY 2		CURRENT WAY	NEW PROPOSED WAY 2
Enter into Friend	0.50	0.50	Verify records against JPA	2.00	2.00
Pull cards	0.67	0.85	Grade and space	3.00	2.00
Verify records against JPA	1.42	0.55	Who's billing	4.00	2.00
Grade and space	2.59	0.42	Percent	3.00	2.00
Who's billing	6.18	0.63	Verify Billing	11.00	7.00
Percent	2.43	2.00	Log out of Excel	0.50	0.50
Second pages	3.19	3.00			
Billing	10.13	4.45			
Log out of Excel	0.50	0.50			
TOTAL TIME	27.60	12.90	TOTAL TIME	23.5	15.5

Time is in minutes

CURRENT WAY	NEW PROPOSED WAY 2	CURRENT WAY	NEW PROPOSED WAY 2	CURRENT WAY	NEW PROPOSED WAY 2
855	855	967	967	865	865
M BILL NG	M BILL NG	FTR BILL NG	FTR BILL NG	ATC BILL NG	ATC BILL NG
\$84	\$86	\$87	\$86	\$91	\$91
M GAINS \$2		FTR LOSES \$1		SAME	

CURRENT WAY	NEW PROPOSED WAY 2
866	866
LAC BILL NG	LAC BILL NG
\$93	\$91
LAC LOSES \$2	

	CURRENT WAY	NEW PROPOSED WAY 2	DIFFERENCE IN TIME
Billing	27.604	12.9	14.704
Checking	23.5	15.5	8
TOTAL	51.104	28.4	22.704

	CURRENT WAY COST	NEW PROPOSED WAY 2	DIFFERENCE IN TIME COST
Billing	\$ 20.01	\$ 9.35	\$ 10.66
Checking	\$ 17.04	\$ 11.24	\$ 5.80
TOTAL	\$ 37.05	\$ 20.59	\$ 16.46

Ms. Allen did the analysis; however, Biller III's rate was used.

NG1019-01-006 SUP2

CURRENT WAY

Rule: More to Less: Bill both purchase of interest and proposed by record

Rule: Less to More: Bill purchase of interest by proposed, penalty by record

Rule: Same: Bill purchase of interest by proposed, penalty by record

Billing Explanation:

POLE: 11915Y FTR POLE PRICES

Rule: Less to More: Bill purchase of interest by proposed, penalty by record

2) Proposed

M/FTR BILL NG 1/20 (4/5 PARTIES) SHARED COST:

ATC/LAC BILL NG 1/20 (4/5 PARTIES) SHARED COST + 1/6':

3) Record

M BILL NG 1/20 (4/5 PARTIES) SHARED COST * 50%:

FTR/ATC/LAC BILL NG 1/20 (4/5 PARTIES) + 1/12' * 50%:

POLE: 94098M M POLE PRICES

Rule: Same: Bill purchase of interest by proposed, penalty by record

2) Proposed

M/FTR BILL NG 1/20 (4/5 PARTIES) SHARED COST (- 1' FOR BUYING INTO SCZ):

ATC/LAC BILL NG 1/20 (4/5 PARTIES) SHARED COST + 1/6' (- 1' FOR BUYING INTO SCZ):

3) Record

M/ATC BILL NG 1/20 (4/5 PARTIES) SHARED COST (- 1' FOR BUYING INTO SCZ) * 50%:

FTR/ATC/LAC BILL NG 1/20 (4/5 PARTIES) + 1/12' (- 1' FOR BUYING INTO SCZ) * 50%:

Current Way

BILL NO. 3-20-855, 967, 865, 866

FINAL AUTHORIZATION FOR JOINT POLE TRANSACTION

J.P. FORM 2-1 Rev 07/13

PAGE NO. 1

This authorization is in accordance with Joint Pole Agreement and Routine. The undersigned have agreed on joint work as specified heron.

Date Prepared 11/22/2019 In Field By Telephone

Date Completed DEC 05 2019 No. of Pages 1

J.P. Auth No NG1019-01-006-S02

COSTS and BILLING DATA

- BILLING CODES
1. PLACED CURRENT YEAR
 2. PLACED PRIOR YEAR
 3. UNAUTHORIZED ATTACHMENT
 4. SALVAGE VALUE
 5. AUTHORIZED COSTS

UTILITY	REPRESENTATIVE	DISTRICT-DIVISION-EXCHANGE	APPROVED	TAXING INSTRUCTIONS	ACCOUNTING DATA
M	RONALD SCHRAM		18.1D		
FTR	S Gana	SANTA MONICA	MCDONALD	LA	
ATC	Lynn Prescott	LOS ANGELES	M. MURRILLO	IRVINE	161630
LAC	Yvonne Johnson		18.1D		
NG	Aarize Dizon	SAN JOSE	J. SERRATO	SANTA CLARA	1007

BILL NO. 855

POLE NO.	Pole Length	Year Set	Pole Treat	Record					Proposed					Item No.	LOCATION AND NATURE OF WORK <small>If not in accordance with Joint Pole agreement and routine-state reasons.</small>	AMOUNT DUE		ACCOUNTING DIRECTIONS:	
				M	FTR	ATC	LAC	NG	M	FTR	ATC	LAC	NG			UTILITY M	UTILITY NG		
11915Y	3	40	36	FT/CL3	34-6	22' TN	22'	22'	(21-1)	34-6	20-2	21-1	21-1	21-1	1	NG TO PURCH SEC 4.1A & 4.4; NG TO ATT TO EXT CA SEC 14.1; NG TO UPDATE REC SEC 13.3	84	0	Less to More
		1"	ANC	S	6	1.27	1.24	1.24	25	7	2	.34	.33	.33	2	SUNSET BL S/S 125' E/O LAS CASAS AV	415	26	2 Prop 3 Rec FTR Prices
			ARM				(.50)	(.50)				.34	.33	.33	3				
															4	164e UPDATE REC: EXIST JOINT ARM BETWEEN ATC & LAC PER FIELD INSPECTIONS			
															5				
															6	NG TO PURCH 4.1A, 4.3A & 4.4; NG TO ATT TO EXT F-ARM SEC 14.1			— same
94098M	3	45	59	FT/CL3	38-7	25'	26'	25'	(25-1)	39-9	24-6	25-1	25-1	25-1	7	SUNSET BL S/S 10' E/O LAS CASAS AV	415	30	2 Prop 3 Rec
			ARM		7	3.34	1	3.33	.33	1		.33	.34	.33	8				
															9				M prices
															10				
															11				
															12				
															13				
															COL TOT		84		

POLE LEGEND:
 P = PULL (Item 5A)
 PB = PULL BUTT
 T = TRANSPORT (Item 5B)
 S = SALVAGE
 D = DISPOSE (Item 5D)
 TN = TENANT

L = LOWER TOP (Item 5E)
 C(XX) = FOOTAGE CUT
 SCZ = SAFETY CLEARANCE ZONE
 ANCHOR/ARM LEGEND:
 AR = ANCHOR/ARM REMOVED
 AT = ANCHOR/ARM TRANSFERRED

Show Quantity of Items to be billed in the Column of Party to be Paid.

GEOGRAPHICAL LOCATION
 PACIFIC PALISADES
 COMMUNITY

FORM 48 SENT 9/12/2019

PAGE TOTAL _____

R

COSTS and BILLING DATE

BILL NO. 3-20-967,865,866

FINAL

BILLING CODES

1. PLACED CURRENT YEAR
2. PLACED PRIOR YEAR
3. UNAUTHORIZED ATTACHMENT
4. SALVAGE VALUE
5. AUTHORIZED COST

J.P. AUTH. NO. NG1019-01-006 SUP2

BILL NO. <u>967</u>		BILL NO. <u>865</u>		BILL NO. <u>866</u>		BILL NO.		BILL NO.		ACCOUNTING DIRECTIONS:						
AMOUNT DUE		AMOUNT DUE		AMOUNT DUE		AMOUNT DUE		AMOUNT DUE								
BILL CODE	UTILITY	BILL CODE	UTILITY	BILL CODE	UTILITY	BILL CODE	UTILITY	BILL CODE	UTILITY							
	NG		FTR		ATC		LAC									
TOTAL AMT	0	TOTAL AMT	87	TOTAL AMT	0	TOTAL AMT	91	TOTAL AMT	0	TOTAL AMT	93	TOTAL AMT		TOTAL AMT		
AMOUNT		AMOUNT		AMOUNT		AMOUNT		AMOUNT		AMOUNT		AMOUNT		AMOUNT		
1.				1.				1.				1.				1.
2.		2	26	2.		2	29	2.		2	29	2.				2.
3.		3	14	3.		3	14	3.		3	14	3.				3.
4.				4.		2	free	4.		2	free	4.				4.
5.				5.				5.				5.				5.
6.				6.				6.				6.				6.
7.		2	30	7.		2	33	7.		2	33	7.				7.
8.		3	17	8.		3	15	8.		3	17	8.				8.
9.				9.		2	free	9.		2	free	9.				9.
10.				10.				10.				10.				10.
11.				11.				11.				11.				11.
12.				12.				12.				12.				12.
13.				13.				13.				13.				13.
COL			87	COL			91	COL			93	COL				COL
TOL				TOL				TOL				TOL				TOL

NG1019-01-006 SUP2

NEW PROPOSED WAY 2

Bill by Proposed Side of JPA only using current year prices 2019

Billing Explanation:

POLE: 11915Y

2) Proposed

M/FTR BILL NG 1/20 (4/5 PARTIES) SHARED COST:

ATC/LAC BILL NG 1/20 (4/5 PARTIES) SHARED COST + 1/6':

3) Proposed

M/FTR BILL NG 1/20 (4/5 PARTIES) SHARED COST * 50%:

ATC/LAC BILL NG 1/20 (4/5 PARTIES) SHARED COST + 1/6' * 50%:

POLE: 94098M

2) Proposed

M/FTR BILL NG 1/20 (4/5 PARTIES) SHARED COST (- 1' FOR BUYING INTO SCZ):

ATC/LAC BILL NG 1/20 (4/5 PARTIES) SHARED COST + 1/6' (- 1' FOR BUYING INTO SCZ):

3) Proposed

M/FTR BILL NG 1/20 (4/5 PARTIES) SHARED COST (- 1' FOR BUYING INTO SCZ) * 50%:

ATC/LAC BILL NG 1/20 (4/5 PARTIES) SHARED COST + 1/6' (- 1' FOR BUYING INTO SCZ) * 50%:

New Proposed Way 2

Bill By: Proposed Side only
2019

J.P. FORM 2-1 Rev 07/13

BILL NO. 3-20-855, 967, 865, 866
PAGE NO. 1

FINAL AUTHORIZATION FOR JOINT POLE TRANSACTION

This authorization is in accordance with Joint Pole Agreement and Routine. The undersigned have agreed on joint work as specified heron.

Date Prepared 11/22/2019

In Field

By Telephone

Date Completed DEC 05 2019

2019

No. of Pages 1

Auth No NG1019-01-006-S02

Date Sent 5/30/2019 Confirming Agreement

COSTS and BILLING DATA

- BILLING CODES
1. PLACED CURRENT YEAR
2. PLACED PRIOR YEAR
3. UNAUTHORIZED ATTACHMENT
4. SALVAGE VALUE
5. AUTHORIZED COSTS

UTILITY	REPRESENTATIVE	DISTRICT-DIVISION-EXCHANGE	APPROVED	TAXING INSTRUCTIONS	ACCOUNTING DATA
M	RONALD SCHRAM		18.1D		
FTR	S Gana	SANTA MONICA	MCDONALD	LA	
ATC	Lynn Prescott	LOS ANGELES	M. MURRILLO	IRVINE	161630
LAC	Yvonne Johnson		18.1D		
NG	Aarize Dizon	SAN JOSE	J. SERRATO	SANTA CLARA	1007

BILL NO. 855

AMOUNT DUE

UTILITY	TOTAL AMT	UTILITY	TOTAL AMT
M	<u>86</u>	NG	<u>0</u>
AMOUNT		AMOUNT	

POLE NO.	Pole Length	Year Set	Pole Treat Class	F.ecord					Proposed					Item No.	LOCATION AND NATURE OF WORK <small>If not in accordance with Joint Pole agreement and routine-state reasons.</small>	BILL CODE	AMOUNT	ACCOUNTING DIRECTIONS:
				M	FTR	ATC	LAC	NG	M	FTR	ATC	LAC	NG					
				L	C	C	C	C										
11915Y <u>3</u>	40	36	FT / CL3	34 - 6	22' TN	22'	22'	(21-1)							1			
	1"	ANC	S		.50		.50								2	<u>26</u>		
		ARM				(.50)	(.50)								3	<u>13</u>		FTR PRICES
															4			
				L	C	C	C	C							5			
94098M <u>3</u>	45	59	FT / CL3	38 - 7	25'	26'	25'	(25-1)							6			
		ARM				.50	.50								7	<u>31</u>		
															8	<u>16</u>		M prices
															9			
															10			
															11			
															12			
															13			
															COL TOT	<u>86</u>		

POLE LEGEND:
P = PULL (Item 5A)
PB = PULL BUTT
T = TRANSPORT (Item 5B)
S = SALVAGE
D = DISPOSE (Item 5D)
TN = TENANT

L = LOWER TOP (Item 5E)
C(XX) = FOOTAGE CUT
SCZ = SAFETY CLEARANCE ZONE

ANCHOR/ARM LEGEND:
AR = ANCHOR/ARM REMOVED
AT = ANCHOR/ARM TRANSFERRED

Show Quantity of Items to be billed in the Column of Party to be Paid.

GEOGRAPHICAL LOCATION
PACIFIC PALISADES
COMMUNITY

FORM 48 SENT 9/12/2019

PAGE TOTAL

COSTS and BILLING DATE

BILL NO. 3-20-967,865,866

FINAL

BILLING CODES

1. PLACED CURRENT YEAR
2. PLACED PRIOR YEAR
3. UNAUTHORIZED ATTACHMENT
4. SALVAGE VALUE
5. AUTHORIZED COST

J.P. AUTH. NO. NG1019-01-006 SUP2

BILL NO. <u>967</u>		BILL NO. <u>865</u>		BILL NO. <u>866</u>		BILL NO.		BILL NO.		ACCOUNTING DIRECTIONS:										
AMOUNT DUE				AMOUNT DUE				AMOUNT DUE				AMOUNT DUE				AMOUNT DUE				
BILL CODE	UTILITY NG	BILL CODE	UTILITY FTR	BILL CODE	UTILITY NG	BILL CODE	UTILITY ATC	BILL CODE	UTILITY NG		BILL CODE	UTILITY LAC	BILL CODE	UTILITY	BILL CODE	UTILITY	BILL CODE	UTILITY	BILL CODE	UTILITY
TOTAL AMT		TOTAL AMT		TOTAL AMT		TOTAL AMT		TOTAL AMT		TOTAL AMT		TOTAL AMT		TOTAL AMT		TOTAL AMT		TOTAL AMT		
AMOUNT		AMOUNT		AMOUNT		AMOUNT		AMOUNT		AMOUNT		AMOUNT		AMOUNT		AMOUNT		AMOUNT		
1.				1.				1.				1.				1.				1.
2.		<u>23</u>	<u>26</u>	2.		<u>23</u>	<u>29</u>	2.		<u>23</u>	<u>29</u>	2.				2.				2.
3.			<u>13</u>	3.			<u>15</u>	3.			<u>15</u>	3.				3.				3.
4.				4.		<u>2 free</u>		4.		<u>2 free</u>		4.				4.				4.
5.				5.				5.				5.				5.				5.
6.				6.				6.				6.				6.				6.
7.		<u>23</u>	<u>31</u>	7.		<u>23</u>	<u>31</u>	7.		<u>23</u>	<u>31</u>	7.				7.				7.
8.			<u>16</u>	8.		<u>2 free</u>	<u>16</u>	8.		<u>2 free</u>	<u>16</u>	8.				8.				8.
9.				9.				9.				9.				9.				9.
10.				10.				10.				10.				10.				10.
11.				11.				11.				11.				11.				11.
12.				12.				12.				12.				12.				12.
13.				13.				13.				13.				13.				13.
COL			<u>86</u>	COL			<u>91</u>	COL			<u>91</u>	COL				COL				COL
TOL				TOL				TOL				TOL				TOL				TOL

NG455327-13-16

BILLING		CHECKING	
CURRENT WAY	NEW PROPOSED WAY 2	CURRENT WAY	NEW PROPOSED WAY 2
Enter into Friend	0.50	0.50	Verify records against JPA
Pull cards	0.167	0.167	Grade and space
Verify records against JPA	1.00	1.00	Who's billing
Grade and space	31.67	1.32	Percent
Who's billing	30.58	1.45	Verify Billing
Percent	6.00	3.00	Log out of Excel
Second pages	8.00	2.00	
Billing	13.000	11.00	
Log out of Excel	0.50	0.50	
TOTAL TIME	91.42	20.94	TOTAL TIME 32.00 10.00

Time is in minutes

CURRENT WAY	NEW PROPOSED WAY 2	CURRENT WAY	NEW PROPOSED WAY 2	CURRENT WAY	NEW PROPOSED WAY 2
608	608	832	832	643	643
E BILL NXT	E BILL NXT	ATS BILL NXT	ATS BILL NXT	H BILL NXT	H BILL NXT
\$149	\$140	\$149	\$176	\$190	\$140
E LOSES \$9		ATS GAINS \$27		H LOSES \$50	

CURRENT WAY	NEW PROPOSED WAY 2	CURRENT WAY	NEW PROPOSED WAY 2	CURRENT WAY	NEW PROPOSED WAY 2
615	615	872	872	854	854
E BILL NG	E BILL NG	ATS BILL NG	ATS BILL NG	H BILL NG	H BILL NG
\$92	\$100	\$92	\$100	\$92	\$100
E GAINS \$8		ATS GAINS \$8		H GAINS \$8	

Billing
Checking
TOTAL

CURRENT WAY	NEW PROPOSED WAY 2	DIFFERENCE IN TIME
91.42	20.94	70.48
32.00	10.00	22.00
123.42	30.94	92.48

Biller Level III 725

CURRENT WAY COST	NEW PROPOSED WAY 2	DIFFERENCE IN TIME COST
\$ 66.28	\$ 15.18	\$ 51.10
\$ 23.20	\$ 7.25	\$ 15.95
TOTAL \$ 89.48	\$ 22.43	\$ 67.05

Ms. Allen did the analysis; however, Biller III's rate was used.

NG455327-13-16

CURRENT WAY

Rule: More to Less: Bill both purchase of interest and proposed by record

Rule: Less to More: Bill purchase of interest by proposed, penalty by record

Rule: Same: Bill purchase of interest by proposed, penalty by record

Billing Explanation:

POLE: 4051183E

NXT 4.1A

Rule: More to Less: Bill purchase of interest and penalty by record

2) Record

E/ATS BILL NXT 1/12 (3/4 PARTIES) SHARED COST:

H BILL NXT 1/12 (3/4 PARTIES) SHARED COST + 1/2':

3) Record

E/ATS BILL NXT 1/12 (3/4 PARTIES) SHARED COST * 50%:

H BILL NXT 1/12 (3/4 PARTIES) SHARED COST + 1/2' * 50% :

NG 4.4

2) Proposed

E/ATS/H BILL NG 1/15 (3/5 PARTIES) SHARED COST + 1/15':

POLE: 1069202E

NXT 4.1A

Rule: Less to More: Bill purchase of interest by proposed, penalty by record

2) Proposed

E/ATS BILL NXT 1/15 (3/5 PARTIES) SHARED COST:

H BILL NXT 1/15 (3/5 PARTIES) SHARED COST + 1':

3) Record

E/ATS BILL NXT 1/12 (3/4 PARTIES) SHARED COST * 50%:

H BILL NXT 1/12 (3/4 PARTIES) SHARED COST + 1/2' * 50%:

NG 4.3

2) Proposed

E/ATS/H BILL NG 1/15 (3/5 PARTIES) SHARED COST + 1/3' (- 1' FOR BUYING INTO SCZ):

Current Way

FINAL

AUTHORIZATION FOR JOINT POLE TRANSACTION

J.P. FORM 2-1 Rev 07/13

BILL NO. _____
PAGE NO. 1

This authorization is in accordance with Joint Pole Agreement and Routine. The undersigned have agreed on joint work as specified heron.

Date Prepared 11/26/2018 In Field _____ By Telephone _____
Date Sent 11/27/2018 Confirming Agreement _____ Date Completed DEC 07 2018 No. of Pages 1 J.P. Auth No NG455327-13-16

COSTS and BILLING DATA

- BILLING CODES
1. PLACED CURRENT YEAR
2. PLACED PRIOR YEAR
3. UNAUTHORIZED ATTACHMENT
4. SALVAGE VALUE
5. AUTHORIZED COSTS

BILL NO. 608

UTILITY	REPRESENTATIVE	DISTRICT-DIVISION-EXCHANGE	APPROVED	TAXING INSTRUCTIONS	ACCOUNTING DATA
ATS	Dan Garden	LOS ANGELES	18.1D TIMED OUT		
E	KATRINA ROMO	MONTEBELLO	M.WAZEWSKI	MONTEREY PARK	700092/409005224
HLA	D Morris	LOS ANGELES	18.1D TIMED OUT		
NXT	Lynn Prescott	LOS ANGELES	18.1D TIMED OUT		
NG	Linda Curtis	SAN JOSE	E. CARRION	SANTA CLARA	NG455327/TMO 6519-1828

AMOUNT DUE	
UTILITY	UTILITY
<u>E</u>	<u>NXT</u>
TOTAL AMT <u>149</u>	TOTAL AMT <u>0</u>
AMOUNT	AMOUNT

POLE NO.	Pole Length	Year Set	Pole Treat	Record				Proposed				Item No.	LOCATION AND NATURE OF WORK <small>If not in accordance with Joint Pole agreement and routine-state reasons.</small>	BILL CODE	TOTAL AMT	BILL CODE	TOTAL AMT	
				Class	ATS	E	HLA	NXT	ATS	E	HLA							NXT
4051183E	50	88	FT / CL4	23 - 1	43 - 12	25 - 7	(22 - 1)	22 - 1	43 - 12	25 - 3	22 - 1	22 - 1	3/5	1	53			
			ARM	.33	.34	.33		.25	.25	.25		.25	164e	4				
														5				
1069202E	50	55	FT / CL3	26 - 1	43 - 11	24 - 6	(24 - 1)	25 - 1	43 - 12	23 - 5	24 - 1	26 - 1	3/5	7	42			
														8				
														9				
														10				
														11				
														12				
														13				

ACCOUNTING DIRECTIONS:

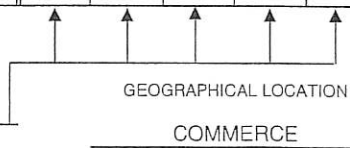
NXT 4.1
MORE TO LESS
2 REC 3/4
3 REC 3/4
2) E/ATS - NXT 3/4
H - NXT 3/4 + 1/2
NG 4.1
2 PROPOSED
E/ATS/H - NG 3/5 + 1/5
1/5 + 1/5 + 1/5 = 3/5 = 1/5
.20

NXT 4.1
LESS TO MORE
2 PROP 3/5
3 REC 3/4
E/ATS - NXT 3/5
H - NXT 3/5 + 1/5
REC 3
E/ATS - NXT 3/4
H - NXT 3/4 + 1/2
NG 4.3
2 PROP
E/ATS/H - NG 3/5 + 1/5

POLE LEGEND:
L = LOWER TOP (Item 5E)
P = PULL (Item 5A)
PB = PULL BUTT
T = TRANSPORT (Item 5B)
S = SALVAGE
D = DISPOSE (Item 5D)
TN = TENANT

ANCHOR/ARM LEGEND:
C(XX) = FOOTAGE CUT
SCZ = SAFETY CLEARANCE ZONE
AR = ANCHOR/ARM REMOVED
AT = ANCHOR/ARM TRANSFERRED

Show quantity of items to be billed in the Column of Party to be Paid.



COL TOT 149

COSTS and BILLING DATE

BILL NO. 2-20-832,643,615,872,854

FINAL

BILLING CODES

1. PLACED CURRENT YEAR
2. PLACED PRIOR YEAR
3. UNAUTHORIZED ATTACHMENT
4. SALVAGE VALUE
5. AUTHORIZED COST

J.P. AUTH. NO. NG7455327-13-16

BILL NO. **832**

AMOUNT DUE			
BILL CODE	UTILITY NXT	BILL CODE	UTILITY ATS
TOTAL AMT	0	TOTAL AMT	149
AMOUNT	AMOUNT	AMOUNT	AMOUNT

1.			
2.		2/3	53/27
3.			
4.			
5.			
6.			
7.		2/3	42/27
8.			
9.			
10.			
11.			
12.			
13.			
COL TOL			149

BILL NO. **643**

AMOUNT DUE			
BILL CODE	UTILITY NXT	BILL CODE	UTILITY H
TOTAL AMT	0	TOTAL AMT	190
AMOUNT	AMOUNT	AMOUNT	AMOUNT

1.			
2.		2/3	63/32
3.			
4.			
5.			
6.			
7.		2/3	63/32
8.			
9.			
10.			
11.			
12.			
13.			
COL TOL			190

BILL NO. **615**

AMOUNT DUE			
BILL CODE	UTILITY E	BILL CODE	UTILITY NG
TOTAL AMT	92	TOTAL AMT	0
AMOUNT	AMOUNT	AMOUNT	AMOUNT

1.			
2.	2	44	
3.			
4.	2	tree	
5.			
6.			
7.	2	48	
8.			
9.			
10.			
11.			
12.			
13.			
COL TOL		92	

BILL NO. **872**

AMOUNT DUE			
BILL CODE	UTILITY NG	BILL CODE	UTILITY ATS
TOTAL AMT	0	TOTAL AMT	92
AMOUNT	AMOUNT	AMOUNT	AMOUNT

1.			
2.		2	44
3.			
4.		2	tree
5.			
6.			
7.		2	48
8.			
9.			
10.			
11.			
12.			
13.			
COL TOL		92	

BILL NO. **854**

AMOUNT DUE			
BILL CODE	UTILITY NG	BILL CODE	UTILITY H
TOTAL AMT	0	TOTAL AMT	92
AMOUNT	AMOUNT	AMOUNT	AMOUNT

1.			
2.		2	44
3.			
4.		2	tree
5.			
6.			
7.		2	48
8.			
9.			
10.			
11.			
12.			
13.			
COL TOL		92	

ACCOUNTING DIRECTIONS:

NG455327-13-16

NEW PROPOSED WAY 2

Bill by Proposed Side of JPA only using current year prices 2019

Billing Explanation:

POLE: 4051183E

NXT 4.1A

2) Proposed

E/ATS/H BILL NXT 1/15 (3/5 PARTIES) SHARED COST + 1/15':

3) Proposed

E/ATS/H BILL NXT 1/15 (3/5 PARTIES) SHARED COST + 1/15' * 50%:

NG 4.4

2) Proposed

E/ATS/H BILL NG 1/15 (3/5 PARTIES) SHARED COST + 1/15':

POLE: 1069202E

NXT 4.1A

2) Proposed

E/ATS BILL NXT 1/15 (3/5 PARTIES) SHARED COST:

H BILL NXT 1/15 (3/5 PARTIES) SHARED COST + 1':

3) Proposed

E/ATS BILL NXT 1/15 (3/5 PARTIES) SHARED COST * 50%:

H BILL NXT 1/15 (3/5 PARTIES) SHARED COST + 1' * 50%:

NG 4.3

2) Proposed

E/ATS/H BILL NG 1/15 (3/5 PARTIES) SHARED COST + 1/3' (- 1' FOR BUYING INTO SCZ):

New Proposed Way 2

BILL NO. 2-20-615, 872, 854, 608, 832 **FINAL**

AUTHORIZATION FOR JOINT POLE TRANSACTION

PAGE NO. 1 643

This authorization is in accordance with Joint Pole Agreement and Routine. The undersigned have agreed on joint work as specified heron.

Date Prepared 11/26/2018
 Date Sent 11/27/2018
 Confirming Agreement _____

In Field _____
 By Telephone _____
 Date DEC 07 2018
 Completed _____
 No. of Pages 1
 J.P. Auth No 2019 NG455327-13-16

COSTS and BILLING DATA

- BILLING CODES
1. PLACED CURRENT YEAR
 2. PLACED PRIOR YEAR
 3. UNAUTHORIZED ATTACHMENT
 4. SALVAGE VALUE
 5. AUTHORIZED COSTS

BILL NO. 615

AMOUNT DUE

UTILITY	TOTAL AMT	UTILITY	TOTAL AMT
E	100	NG	0
AMOUNT		AMOUNT	

**Bill by: A.I
Proposed Side
of JPA.
2019 Cost.**

UTILITY	REPRESENTATIVE	DISTRICT-DIVISION-EXCHANGE						APPROVED					TAXING INSTRUCTIONS	ACCOUNTING DATA
		SAN JOSE		E. CARRION		SANTA CLARA		NG455327/TMO 6519-1828						
POLE NO.	Pole Length	Year Sat	Pole Treat	Record				Proposed					Item No.	LOCATION AND NATURE OF WORK If not in accordance with Joint Pole agreement and routine-state reasons.
				Class	ATS	E	HLA	NXT	ATS	E	HLA	NXT		
ATS	Dan Garden	LOS ANGELES						18.1D TIMED OUT						
E	KATRINA ROMO	MONTEBELLO						M.WAZEWSKI					MONTEREY PARK	700092/409005224
HLA	D Morris	LOS ANGELES						18.1D TIMED OUT						
NXT	Lynn Prescott	LOS ANGELES						18.1D TIMED OUT						
NG	Linda Curtis	SAN JOSE						E. CARRION					SANTA CLARA	NG455327/TMO 6519-1828
		Anchor Size	Class	ATS	E	HLA	NXT	ATS	E	HLA	NXT	NG		
4051183E	3	50	88	FT / CL4	23 - 1	43 - 12 23 - 1	25 - 7 (22 - 1)	22 - 1	43 - 12 22 - 1	25 - 3 22 - 4	22 - 1	22 - 1	164e	NG to purchase sec 4.4, share arm sec 14.1, NXT to purchase sec 4.1A
				TN 23				.20	12.20	6.20	.30	.30	19	WHITTER BL A/N S/S 26' E/O HARDING AV 3/5
		ARM		.33	.34	.33		.25	.25	.25		.25	FREE	Edison & ATS & HLA to assign NG free interest in existing arm
								1/3	1/3	1/3				
1069202E	3	50	55	FT / CL3	26 - 1	43 - 11 25 - 1	24 - 6 TN 24	(24 - 1)	25 - 1	43 - 12	23 - 5 TN 23	24 - 1	26 - 1	NG to purchase sec 4.3, NXT to purchase sec 4.1 A
				TN 25										WHITTER BL A/N S/S 135' E/O HARDING AV 3/5
					1	12	5	5	1	12	5	1	1	20

- POLE LEGEND:
 P = PULL (Item 5A)
 PB = PULL BUTT
 T = TRANSPORT (Item 5B)
 S = SALVAGE
 D = DISPOSE (Item 5D)
 TN = TENANT
- L = LOWER TOP (Item 5E)
 C (XX) = FOOTAGE CUT
 SCZ = SAFETY CLEARANCE ZONE
- ANCHOR/ARM LEGEND:
 AR = ANCHOR/ARM REMOVED
 AT = ANCHOR/ARM TRANSFERRED

Show quantity of Items to be billed in the Column of Party to be Paid.

GEOGRAPHICAL LOCATION

COMMERCE

FORM 48 SENT 10/12/2018

PAGE TOTAL

COL TOT 100



COSTS and BILLING DATE

BILL NO. 2-20-872,854,608,832,643

FINAL

BILLING CODES

1. PLACED CURRENT YEAR
2. PLACED PRIOR YEAR
3. UNAUTHORIZED ATTACHMENT
4. SALVAGE VALUE
5. AUTHORIZED COST

J.P. AUTH. NO. NG45327-13-16

BILL NO. 872

AMOUNT DUE			
BILL CODE	UTILITY NG	BILL CODE	UTILITY ATS
	TOTAL AMT		TOTAL AMT
	0		100
	AMOUNT		AMOUNT

BILL NO. 854

AMOUNT DUE			
BILL CODE	UTILITY NG	BILL CODE	UTILITY H
	TOTAL AMT		TOTAL AMT
	0		100
	AMOUNT		AMOUNT

BILL NO. 608

AMOUNT DUE			
BILL CODE	UTILITY E	BILL CODE	UTILITY NXT
	TOTAL AMT		TOTAL AMT
	140		0
	AMOUNT		AMOUNT

BILL NO. 832

AMOUNT DUE			
BILL CODE	UTILITY NXT	BILL CODE	UTILITY ATS
	TOTAL AMT		TOTAL AMT
	0		176
	AMOUNT		AMOUNT

BILL NO. 643

AMOUNT DUE			
BILL CODE	UTILITY NXT	BILL CODE	UTILITY H
	TOTAL AMT		TOTAL AMT
	0		140
	AMOUNT		AMOUNT

ACCOUNTING DIRECTIONS:

1.			
2.		2	48
3.			
4.		2	FREE
5.			
6.			
7.		2	52
8.			
9.			
10.			
11.			
12.			
13.			
COL			100
TOL			

1.			
2.		2	48
3.			
4.		2	FREE
5.			
6.			
7.		2	52
8.			
9.			
10.			
11.			
12.			
13.			
COL			100
TOL			

1.			
2.	2	48	
3.	3	24	
4.			
5.			
6.			
7.	2	45	
8.	3	23	
9.			
10.			
11.			
12.			
13.			
COL		140	
TOL			

1.			
2.		2	48
3.		3	24
4.			
5.			
6.			
7.		2	69
8.		3	35
9.			
10.			
11.			
12.			
13.			
COL		176	
TOL			

1.			
2.		2	48
3.		3	24
4.			
5.			
6.			
7.		2	45
8.		3	23
9.			
10.			
11.			
12.			
13.			
COL		140	
TOL			

NG455327-13-16

Question from February 19, 2020 BPS meeting: Why is HLA losing \$50 for account 643?

Billing Explanation:

CURRENT WAY by Date Sent: 2018

Rule: More to Less: Bill both purchase of interest and proposed by record
 Rule: Less to More: Bill purchase of interest by proposed, penalty by record
 Rule: Same: Bill purchase of interest by proposed, penalty by record

NEW PROPOSED WAY 2

Bill by Proposed Side of JPA only using current year prices 2019

Account 643 HLA - NXT
 POLE: 4051183E
 NXT 4.1A

CW	
643	
NXT	HLA
0	190

NPW2	
643	
NXT	HLA
0	140

2) PURCHASE OF INTEREST			
CW	H BILL NXT 1/12 (3/4 PARTIES) SHARED COST + 1/2':	RECORD	63
NPW2	H BILL NXT 1/15 (3/5 PARTIES) SHARED COST + 1/15':	PROPOSED	48
3) PENALTY			
CW	H BILL NXT 1/12 (3/4 PARTIES) SHARED COST + 1/2' * 50% :	RECORD	32
NPW2	H BILL NXT 1/15 (3/5 PARTIES) SHARED COST + 1/15' * 50%:	PROPOSED	24

Account 643 HLA - NXT
 POLE: 1069202E
 NXT 4.1A

2) PURCHASE OF INTEREST			
CW	H BILL NXT 1/15 (3/5 PARTIES) SHARED COST + 1':	PROPOSED	63
NPW2	H BILL NXT 1/15 (3/5 PARTIES) SHARED COST + 1':	PROPOSED	45
3) PENALTY			
CW	H BILL NXT 1/12 (3/4 PARTIES) SHARED COST + 1/2' * 50%:	RECORD	32
NPW2	H BILL NXT 1/15 (3/5 PARTIES) SHARED COST + 1' * 50%:	PROPOSED	23

Most Time Consuming JPAs

Item 1662: Billing Process Simplification (6/18/19)

No.	Description	Recommendations
1	4.2 Purchase of Interest concurrently w/relinquishment Have extra account for salvage of relinquished	No account for salvage unless monies are owed.
2	4.1B Bill by Section being used with 4.1B with Section 7.7 By Date Sent 4.1B alone Date Sent	By Year Set of New Pole Moved to Routine Revision 02/19/20

Updated 3/3/2020

Billing Process Simplification Ad hoc

Questions for Accountant

1. For section 4.2 do we need to show the salvage value of \$0 on the JPA?
(9/17/2019)

Billing Process Simplification Ad hoc

List of Ideas for Billing Simplification

1. Mr. Williams's proposal: Using DATE RECEIVED in SCJPC office for 4.1's opposed to Date Sent on JPAs for purchase of interest on existing poles. (10/15/19) Updated: (11/19/19) (01/14/20)
2. ~~Section 7.7 with 4.1B, bill penalty based on YEAR SET of new pole.~~ (10/15/19) Updated: ~~(01/14/20)~~ **Moved to Routine Revision 2/19/20**
3. 4.1A or B to be billed by proposed side of JPA only for purchase of interest and penalty. (10/15/19)
4. Mr. Serrato's proposal: Contact an Excel Expert to devise a program to assist with billing – POLE PRICES. (11/19/19)
5. Ms. Pranata's proposal: Purchase Tablets for the billers. Mr. Serrato suggested a touchscreen bendable laptop with docking station to aid the staff in billing. (11/19/19)
6. Contact an Excel Expert to devise a program to assist with billing – Authorized Costs (01/09/20).
7. Mr. Williams's proposal: Eliminate 4.1A. Bill penalty by 4.1B only. (01/14/20)
8. Add Weighted Average to individual pole prices where member did not submit for that year. (01/14/20)

NG455327-13-16

	BILLING			CHECKING	
	CURRENT WAY	NEW PROPOSED WAY 2		CURRENT WAY	NEW PROPOSED WAY 2
Enter into Friend	0.5	0.5	Verify records against JPA	1	1
Pull cards	0.167	0.167	Grade and space	10	1
Verify records against JPA	1	1	Who's billing	10	4
Grade and space	20	1	Percent	0.5	0.5
Who's billing	20	1	Verify Billing	10	3
Percent	6	3	Log out of Excel	0.5	0.5
Second pages	4	2			
Billing	13	11			
Log out of Excel	0.5				
TOTAL TIME	65.167	19.667	TOTAL TIME	32	10

Time is in minutes

CURRENT WAY	NEW PROPOSED WAY 2	CURRENT WAY	NEW PROPOSED WAY 2	CURRENT WAY	NEW PROPOSED WAY 2
608	608	832	832	643	643
E BILL NXT	E BILL NXT	ATS BILL NXT	ATS BILL NXT	H BILL NXT	H BILL NXT
\$149	\$140	\$149	\$176	\$190	\$140
E LOSES \$9		ATS GAINS \$27		H LOSES \$50	

CURRENT WAY	NEW PROPOSED WAY 2	CURRENT WAY	NEW PROPOSED WAY 2	CURRENT WAY	NEW PROPOSED WAY 2
615	615	872	872	854	854
E BILL NG	E BILL NG	ATS BILL NG	ATS BILL NG	H BILL NG	H BILL NG
\$92	\$100	\$92	\$100	\$92	\$100
E GAINS \$8		ATS GAINS \$8		H GAINS \$8	

Billing
Checking
TOTAL

CURRENT WAY	NEW PROPOSED WAY 2	DIFFERENCE IN TIME
65.167	19.667	45.5
32	10	22
97.167	29.667	67.5

Biller Level
III .725

	CURRENT WAY COST	NEW PROPOSED WAY 2	DIFFERENCE IN TIME COST
Billing	\$ 47.25	\$ 14.26	\$ 32.99
Checking	\$ 23.20	\$ 7.25	\$ 15.95
TOTAL	\$ 70.45	\$ 21.51	\$ 48.94

Current Way

FINAL

AUTHORIZATION FOR JOINT POLE TRANSACTION

J.P. FORM 2-1 Rev 07/13

BILL NO. _____

This authorization is in accordance with Joint Pole Agreement and Routine. The undersigned have agreed on joint work as specified heron.

PAGE NO. 1

Date Prepared 11/26/2018 In Field By Telephone Date DEC 07 2018 No. of Pages 1 J.P. Auth No NG455327-13-16
 Date Sent 11/27/2018 Confirming Agreement Completed

COSTS and BILLING DATA

- BILLING CODES
 1. PLACED CURRENT YEAR
 2. PLACED PRIOR YEAR
 3. UNAUTHORIZED ATTACHMENT
 4. SALVAGE VALUE
 5. AUTHORIZED COSTS

BILL NO. 608

UTILITY	REPRESENTATIVE	DISTRICT-DIVISION-EXCHANGE	APPROVED	TAXING INSTRUCTIONS	ACCOUNTING DATA	AMOUNT DUE												
ATS	Dan Garden	LOS ANGELES	18.1D TIMED OUT			UTILITY <u>E</u>	UTILITY <u>NXT</u>											
E	KATRINA ROMO	MONTEBELLO	M.WAZEWSKI	MONTEREY PARK	700092/409005224	TOTAL AMT <u>149</u>	TOTAL AMT <u>0</u>											
HLA	D Morris	LOS ANGELES	18.1D TIMED OUT			AMOUNT	AMOUNT											
NXT	Lynn Prescott	LOS ANGELES	18.1D TIMED OUT															
NG	Linda Curtis	SAN JOSE	E. CARRION	SANTA CLARA	NG455327/TMO 6519-1828													
POLE NO.	Pole Length	Year Set	Pole Treat	Record					Proposed					Item No.	LOCATION AND NATURE OF WORK	BILL CODE	AMOUNT	ACCOUNTING DIRECTIONS:
	Anchor Size	Class	Anchor Direct.	ATS	E	HLA	NXT	ATS	E	HLA	NXT	NG		If not in accordance with Joint Pole agreement and routine-state reasons.				
				C	L	C	C	C	12KV	C	B	C		NG to purchase sec 4.4, share arm sec 14.1, NXT to purchase sec 4.1 A	1		<u>NXT 4.1</u> <u>MORE TO LESS</u>	
4051183E	50	88	FT/CL4	23-1	43-12	25-7	(22-1)	22-1	43-12	25-3	22-1	22-1		WHITTER BL A/N S/S 26' E/O HARDING AV	2	<u>53</u> <u>27</u>	<u>2 REC 3/4</u> <u>3 REC 3/4</u>	
				TN 23	5.5	.5	.20	TN 22	6.20	.20	.20				3		<u>3/4</u> <u>19</u> <u>3/3</u> <u>E/ATS - NXT 3/4</u> <u>H - NXT 3/4 + 1/2</u>	
			ARM	.33	.34	.33		.25	.25	.25		.25	164e	Edison & ATS & HLA to assign NG free interest in existing arm	4		<u>NG 4.1</u> <u>2 PROPOSED</u> <u>E/ATS/H - NG 3/5 + 1/5</u>	
								<u>1/3</u>	<u>1/3</u>	<u>1/3</u>					5		<u>1/5 + 1/5 + 1/5 = 3/5 = 1/1</u>	
				C	L	C	C	C	12KV	C	B	C		NG to purchase sec 4.3, NXT to purchase sec 4.1 A	6			
1069202E	50	55	FT/CL3	26-1	43-11	24-6	(24-1)	25-1	43-12	23-5	24-1	26-1		WHITTER BL A/N S/S 135' E/O HARDING AV	7	<u>42</u> <u>27</u>	<u>NXT 4.1</u> <u>LESS TO MORE</u>	
				TN 25											8		<u>2 PROP 3/5</u> <u>3 REC 3/4</u> <u>6.50</u> <u>6.50</u>	
															9		<u>PROP 2</u> <u>E/ATS - NXT 3/5</u> <u>H - NXT 3/5 + 1/5</u>	
															10		<u>REC 3</u> <u>E/ATS - NXT 3/4</u> <u>H - NXT 3/4 + 1/2</u>	
															11		<u>NG 4.3</u> <u>2 PROP</u>	
															12		<u>5</u> <u>E/ATS/H - NG 3/5 + 1/5</u>	
															13			

COL TOT 149

POLE LEGEND:
 L = LOWER TOP (Item 5E)
 P = PULL (Item 5A)
 PB = PULL BUTT
 T = TRANSPORT (Item 5B)
 S = SALVAGE
 D = DISPOSE (Item 5D)
 TN = TENANT

Show quantity of items to be billed in the Column of Party to be Paid.

GEOGRAPHICAL LOCATION

COMMERCE

FORM 48 SENT 10/12/2018

PAGE TOTAL _____



COSTS and BILLING DATE

BILL NO. 2-20-832,643,615,872,854

FINAL

BILLING CODES

- 1. PLACED CURRENT YEAR
- 2. PLACED PRIOR YEAR
- 3. UNAUTHORIZED ATTACHMENT
- 4. SALVAGE VALUE
- 5. AUTHORIZED COST

J.P. AUTH. NO. NG7455327-13-16

BILL NO. 832

AMOUNT DUE			
BILL CODE	UTILITY	BILL CODE	UTILITY
	NXT		ATS
TOTAL AMT		TOTAL AMT	
0		149	
AMOUNT		AMOUNT	

1.			
2.		2/3	53/27
3.			
4.			
5.			
6.			
7.		2/3	42/27
8.			
9.			
10.			
11.			
12.			
13.			
COL TOL			149

PAGE TOTAL

BILL NO. 643

AMOUNT DUE			
BILL CODE	UTILITY	BILL CODE	UTILITY
	NXT		H
TOTAL AMT		TOTAL AMT	
0		190	
AMOUNT		AMOUNT	

1.			
2.		2/3	63/32
3.			
4.			
5.			
6.			
7.		2/3	63/32
8.			
9.			
10.			
11.			
12.			
13.			
COL TOL			190

PAGE TOTAL

BILL NO. 615

AMOUNT DUE			
BILL CODE	UTILITY	BILL CODE	UTILITY
	E		NG
TOTAL AMT		TOTAL AMT	
92		0	
AMOUNT		AMOUNT	

1.			
2.	2		44
3.			
4.	2		free
5.			
6.			
7.	2		48
8.			
9.			
10.			
11.			
12.			
13.			
COL TOL			92

PAGE TOTAL

BILL NO. 872

AMOUNT DUE			
BILL CODE	UTILITY	BILL CODE	UTILITY
	NG		ATS
TOTAL AMT		TOTAL AMT	
0		92	
AMOUNT		AMOUNT	

1.			
2.		2	44
3.			
4.		2	free
5.			
6.			
7.		2	48
8.			
9.			
10.			
11.			
12.			
13.			
COL TOL			92

PAGE TOTAL

BILL NO. 854

AMOUNT DUE			
BILL CODE	UTILITY	BILL CODE	UTILITY
	NG		H
TOTAL AMT		TOTAL AMT	
0		92	
AMOUNT		AMOUNT	

1.			
2.		2	44
3.			
4.		2	free
5.			
6.			
7.		2	48
8.			
9.			
10.			
11.			
12.			
13.			
COL TOL			92

PAGE TOTAL

ACCOUNTING DIRECTIONS:

New Proposed Way 2

BILL NO. 2-20-615, 872, 854, 608, 832

FINAL

AUTHORIZATION FOR JOINT POLE TRANSACTION

J.P. FORM 2-1 Rev 07/13

PAGE NO. 1 643

This authorization is in accordance with Joint Pole Agreement and Routine. The undersigned have agreed on joint work as specified heron.

Date Prepared 11/26/2018

By Telephone

Date DEC 07 2018

2019

J.P.

Date Sent 11/27/2018

Confirming Agreement

In Field

By Telephone

Completed

No. of Pages 1

Auth No NG455327-13-16

COSTS and BILLING DATA

BILLING CODES

1. PLACED CURRENT YEAR
2. PLACED PRIOR YEAR
3. UNAUTHORIZED ATTACHMENT
4. SALVAGE VALUE
5. AUTHORIZED COSTS

BILL NO. 615

AMOUNT DUE

UTILITY	TOTAL AMT	UTILITY	TOTAL AMT
E	<u>100</u>	NG	<u>0</u>
	AMOUNT		AMOUNT

**Bill by: A.I
Proposed Side
of JPA.
2019 Cost.**

UTILITY	REPRESENTATIVE	DISTRICT-DIVISION-EXCHANGE	APPROVED	TAXING INSTRUCTIONS	ACCOUNTING DATA
ATS	Dan Garden	LOS ANGELES	18.1D TIMED OUT		
E	KATRINA ROMO	MONTEBELLO	M.WAZEWSKI	MONTEREY PARK	700092/409005224
HLA	D Morris	LOS ANGELES	18.1D TIMED OUT		
NXT	Lynn Prescott	LOS ANGELES	18.1D TIMED OUT		
NG	Linda Curtis	SAN JOSE	E. CARRION	SANTA CLARA	NG455327/TMO 6519-1828

POLE NO.	Pole Length	Year Set	Record				Proposed					Item No.	LOCATION AND NATURE OF WORK <small>If not in accordance with Joint Pole agreement and routine-state reasons.</small>	BILL CODE	AMOUNT	ACCOUNTING DIRECTIONS:
			Class	ATS	E	HLA	NXT	ATS	E	HLA	NXT					
			FT / CL4	23 - 1	43 - 12 23 - 1	25 - 7	(22 - 1)	22 - 1	43 - 12 22 - 1	25 - 3 22 - 4	22 - 1	22 - 1	NG to purchase sec 4.4, share arm sec 14.1, NXT to purchase sec 4.1 A	1		
4051183E	50	88	FT / CL4	23 - 1	43 - 12 23 - 1	25 - 7	(22 - 1)	22 - 1	43 - 12 22 - 1	25 - 3 22 - 4	22 - 1	22 - 1	WHITTER BL A/N S/S 26' E/O HARDING AV 3/5	2	2 48	
				TN 23					TN 22					3		
			ARM	.33	.34	.33		.25	.25	.25		.25	Edison & ATS & HLA to assign NG free interest in existing arm	4	2 FREE	
														5		
				C	L	C	C	C	12KV	C	C	C	NG to purchase sec 4.3, NXT to purchase sec 4.1 A	6		
1069202E	50	55	FT / CL3	26 - 1	43 - 11 25 - 1	24 - 6 TN 24	(24 - 1)	25 - 1	43 - 12	23 - 5 TN 23	24 - 1	26 - 1	WHITTER BL A/N S/S 135' E/O HARDING AV 3/5	7	52	
				TN 25										8		
				1	12	5	5	1	12	5	1	1		9		
														10		
														11		
														12		
														13		

POLE LEGEND: L = LOWER TOP (Item 5E)
P = PULL (Item 5A) C(XX) = FOOTAGE CUT
PB = PULL BUTT SCZ = SAFETY CLEARANCE ZONE
T = TRANSPORT (Item 5B)
S = SALVAGE ANCHOR/ARM LEGEND:
D = DISPOSE (Item 5D) AR = ANCHOR/ARM REMOVED
TN = TENANT AT = ANCHOR/ARM TRANSFERRED

Show quantity of items to be billed in the Column of Party to be Paid.

GEOGRAPHICAL LOCATION

COMMERCE

FORM 48 SENT 10/12/2018

PAGE TOTAL

COL TOT 100

K

COSTS and BILLING DATE

BILL NO. 2-20-872,854,608,832,643

FINAL

BILLING CODES

1. PLACED CURRENT YEAR
2. PLACED PRIOR YEAR
3. UNAUTHORIZED ATTACHMENT
4. SALVAGE VALUE
5. AUTHORIZED COST

J.P. AUTH. NO. NG45327-13-16

BILL NO. 872		BILL NO. 854		BILL NO. 608		BILL NO. 832		BILL NO. 643		ACCOUNTING DIRECTIONS:												
AMOUNT DUE				AMOUNT DUE				AMOUNT DUE				AMOUNT DUE				AMOUNT DUE						
BILL CODE	UTILITY NG	BILL CODE	UTILITY ATS	BILL CODE	UTILITY NG	BILL CODE	UTILITY H	BILL CODE	UTILITY E		BILL CODE	UTILITY NXT	BILL CODE	UTILITY ATS	BILL CODE	UTILITY H	BILL CODE	UTILITY NXT	BILL CODE	UTILITY H		
TOTAL AMT	0	TOTAL AMT	100	TOTAL AMT	0	TOTAL AMT	100	TOTAL AMT	140		TOTAL AMT	0	TOTAL AMT	176	TOTAL AMT	0	TOTAL AMT	140	TOTAL AMT	0		
AMOUNT		AMOUNT		AMOUNT		AMOUNT		AMOUNT		AMOUNT		AMOUNT		AMOUNT		AMOUNT		AMOUNT		AMOUNT		
1.				1.				1.				1.				1.				1.		
2.		2	48	2.		2	48	2.		2	48	2.		2	48	2.		2	48	2.		2
3.				3.				3.				3.				3.				3.		
4.		2	FREE	4.		2	FREE	4.				4.				4.				4.		
5.				5.				5.				5.				5.				5.		
6.				6.				6.				6.				6.				6.		
7.		2	52	7.		2	52	7.		2	45	7.		2	45	7.		2	45	7.		2
8.				8.				8.				8.				8.				8.		
9.				9.				9.				9.				9.				9.		
10.				10.				10.				10.				10.				10.		
11.				11.				11.				11.				11.				11.		
12.				12.				12.				12.				12.				12.		
13.				13.				13.				13.				13.				13.		
COL TOL			100	COL TOL			100	COL TOL			140	COL TOL			176	COL TOL			140	COL TOL		

NG312721-11

	BILLING			CHECKING	
	CURRENT WAY	NEW PROPOSED WAY 2		CURRENT WAY	NEW PROPOSED WAY 2
Enter into Friend	0.5	0.5	Verify records against JPA	5	5
Pull cards	2	2	Grade and space	12	8
Verify records against JPA	5	5	Who's billing	10	8
Grade and space	18	3	Percent	1	1
Who's billing	10	3	Verify Billing	25	35
Percent	10	14	Log out of Excel	0.5	0.5
Second pages	7	11			
Billing	60	77			
Log out of Excel	0.5				
TOTAL TIME	113	115.5	TOTAL TIME	53.5	57.5

Time is in minutes

CURRENT WAY	NEW PROPOSED WAY 2	CURRENT WAY	NEW PROPOSED WAY 2	CURRENT WAY	NEW PROPOSED WAY 2
855	855	615	615	967	967
M BILL NG	M BILL NG	E BILL NG	E BILL NG	FTR BILL NG	FTR BILL NG
\$838	\$924	\$37	\$32	\$65	\$67
M GAINS \$86		E LOSES \$5		FTR GAIN \$2	

CURRENT WAY	NEW PROPOSED WAY 2	CURRENT WAY	NEW PROPOSED WAY 2	CURRENT WAY	NEW PROPOSED WAY 2
940	940	865	865	872	872
TCA BILL NG	TCA BILL NG	NG BILL ATC	NG BILL ATC	ATS BILL NG	ATS BILL NG
\$65	\$67	\$13	\$41	\$50	\$32
TCA GAIN \$2		NG GAIN \$28		ATS LOSES \$18	

CURRENT WAY	NEW PROPOSED WAY 2	CURRENT WAY	NEW PROPOSED WAY 2	CURRENT WAY	NEW PROPOSED WAY 2
684	684	633	633	983	983
M BILL ATC	M BILL ATC	E BILL LAC	E BILL LAC	FTR BILL LAC	FTR BILL LAC
\$877	\$719	\$128	\$99	\$128	\$99
M LOSES \$158		E LOSES \$29		M LOSES \$29	

CURRENT WAY	NEW PROPOSED WAY 2	CURRENT WAY	NEW PROPOSED WAY 2	CURRENT WAY	NEW PROPOSED WAY 2
959	959	766	766	767	767
TCA BILL LAC	TCA BILL LAC	LAC BILL ATC	LAC BILL ATC	ATS BILL LAC	ATS BILL LAC
\$65	\$99	\$749	\$607	\$107	\$83
TCA GAINS \$34		LAC LOSES \$142		ATS LOSES \$24	

CURRENT WAY	NEW PROPOSED WAY 2	CURRENT WAY	NEW PROPOSED WAY 2	CURRENT WAY	NEW PROPOSED WAY 2
866	866	685	685	981	981
LAC BILL NG	LAC BILL NG	M BILL LAC	M BILL LAC	FTR BILL ATS	FTR BILL ATS
\$458	\$486	\$128	\$99	\$64	\$29
LAC GAINS \$28		M LOSES \$29		FTR LOSES \$35	

CURRENT WAY	NEW PROPOSED WAY 2	CURRENT WAY	NEW PROPOSED WAY 2	CURRENT WAY	NEW PROPOSED WAY 2
942	942	765	765	695	695
TCA BILL ATS	TCA BILL ATS	ATC BILL ATS	ATC BILL ATS	M BILL ATS	M BILL ATS
\$64	\$29	\$64	\$29	\$64	\$29
TCA LOSES \$35		ATC LOSES \$35		M LOSES \$35	

	CURRENT WAY	NEW PROPOSED WAY 2	DIFFERENCE IN TIME
Billing	113	115.5	-2.5
Checking	53.5	57.5	-4
TOTAL	166.5	173	-6.5

	CURRENT WAY COST	NEW PROPOSED WAY 2	DIFFERENCE IN TIME COST
Billing	\$ 81.93	\$ 83.74	\$ (1.81)
Checking	\$ 38.79	\$ 41.69	\$ (2.90)
TOTAL	\$ 120.71	\$ 125.43	\$ (4.71)

Biller Level III 725

Current Way

BILL NO. 2-20-855, 615, 967, 940, 865, 872, 684, 633

FINAL AUTHORIZATION FOR JOINT POLE TRANSACTION

J.P. FORM 2-1 Rev 01/12

PAGE NO. 1 983 959 766 767

This authorization is in accordance with Joint Pole

undersigned have agreed on joint work as specified heron.

4

Date Prepared 9/15/2015 In Field 866 685 981 942 765 695 By Telephone

Date Completed OCT 03 2017

J.P. Auth. No. NG312721-11

COSTS and BILLING DATA

- BILLING CODES
1. PLACED CURRENT YEAR
 2. PLACED PRIOR YEAR
 3. UNAUTHORIZED ATTACHMENT
 4. SALVAGE VALUE
 5. AUTHORIZED COSTS

UTILITY	REPRESENTATIVE	DISTRICT-DIVISION-EXCHANGE	APPROVED	TAXING INSTRUCTIONS	ACCOUNTING DATA
M	M. FLYNN	NORTHRIDGE	18.1D		
E	J. LOPEZ	LOS ANGELES	E. HIROTO	ALHAMBRA	407345824
FTR	S. GANA	SANTA MONICA	McDONALD	LOS ANGELES	0786
TCA	L. HERNANDEZ	LOS ANGELES	A. COLE	LOS ANGELES	155628
ATC	L. PRESCOTT	LOS ANGELES	J. PERRY	IRVINE	158816
ATS	D. GARDEN	LOS ANGELES	18.1D		
LAC	Y. JOHNSON	LOS ANGELES	P. BROWN	LOS ANGELES	152058
NG	Aarize Dizon	SAN JOSE	J. SERRATO	SANTA CLARA	312721 76000683 529-H6

BILL NO. 855

AMOUNT DUE	
UTILITY <u>M</u>	UTILITY <u>NG</u>
TOTAL AMT	TOTAL AMT
<u>838</u>	<u>0</u>
AMOUNT	AMOUNT

POLE NO.	Pole Length	Year Set	Pole Class	Record								Proposed								Item No.	LOCATION AND NATURE OF WORK <small>If not in accordance with Joint Pole agreement and routine-state reasons.</small>	BILL CODE	TOTAL AMT	ACCOUNTING DIRECTIONS:
				M	E	FTR	TCA	ATC	ATS	LAC	NG	M	E	FTR	TCA	ATC	ATS	LAC	NG					
311507M	70	69	FT	61-27	29-1	26-1	26-1	25-1	23-1	34KV	61-27	30-1	26-1	27-1	25-1	22-1	24-1	34KV	C	1	NG TO PURCH INT SEC 4.3, CORRECT RECORD 13.3; PL ARM 3.0 LAC 4.1, 4.3, 4.4	2	230	2 RECORD > LAC 6/7 AH-1/6
			CL-2	29-3							29-2								C30	3	LOCATION CORRECTION MORE-LESS			
				24-1							23-1								T23	4				
				22-4							21-3									5				
			ARM	T24							33									6				
				34.5KV							34.5KV									7	NG TO PURCH INT SEC 4.0, LAC 4.1, 4.4			
408983M	70	09	FT	61-26	29-1	27-1	28-1	26-1	24-1	34.5KV	61-26	29-1	28-1	27-1	24-1	24-1	24-1	34.5KV	C	8	FALLBROOK AV E/S 19' S/O VANOWEN ST	2	25	2 RECORD > LAC 6/7 LAC 1/2
			CL-2	C29-1							29-1								C29	9	MORE-LESS			
				T25							25-1								T25	10				
				23-5							23-5									11				
																				12				
																				13				

COL TOT	55	0
---------	----	---

- POLE LEGEND:
- P = PULL
 - PB = PULL BUTT
 - T = TRANSPORT
 - S = SALVAGE
 - D = DISPOSE
 - TN = TENANT
- L = LOWER TOP
- C(XX) = FOOTAGE CUT
 - SCZ = SAFETY CLEARANCE ZONE
- ANCHOR/ARM LEGEND:
- AR = ANCHOR/ARM REMOVED
 - AT = ANCHOR/ARM TRANSFERRED

Show Quantity of Items to be billed in the Column of Party to be Paid.

GEOGRAPHICAL LOCATION
WEST HILLS
COMMUNITY

FORM 48 SENT 11/10/16

PAGE TOTAL 55 0

COSTS and BILLING DATE

BILL NO. 2-20-615,967,940,865,872

FINAL

BILLING CODES

- 1. PLACED CURRENT YEAR
- 2. PLACED PRIOR YEAR
- 3. UNAUTHORIZED ATTACHMENT
- 4. SALVAGE VALUE
- 5. AUTHORIZED COST

J.P. AUTH. NO. NG312721-11

BILL NO. 615		BILL NO. 967		BILL NO. 940		BILL NO. 865		BILL NO. 872		ACCOUNTING DIRECTIONS:
AMOUNT DUE		AMOUNT DUE		AMOUNT DUE		AMOUNT DUE		AMOUNT DUE		
BILL CODE	UTILITY	BILL CODE	UTILITY	BILL CODE	UTILITY	BILL CODE	UTILITY	BILL CODE	UTILITY	
	E		NG		FTR		TCA		ATC	
	TOTAL AMT		TOTAL AMT		TOTAL AMT		TOTAL AMT		TOTAL AMT	
	37		0		65		117		104	
	AMOUNT		AMOUNT		AMOUNT		AMOUNT		AMOUNT	
1.		1.		1.		1.		1.		1.
2.	2 12	2.	2 12	2.	2 12	2.	2 12	2.	2 12	2.
3.		3.		3.		3.		3.		3.
4.		4.		4.		4.		4.		4.
5.		5.		5.		5.		5.		5.
6.		6.		6.		6.		6.		6.
7.		7.		7.		7.		7.		7.
8.	2 25	8.	2 25	8.	2 25	8.	2 50	8.	2 38	8.
9.		9.		9.		9.		9.		9.
10.		10.		10.		10.		10.		10.
11.		11.		11.		11.		11.		11.
12.		12.		12.		12.		12.		12.
13.		13.		13.		13.		13.		13.
COL TOL	37	COL TOL	0	COL TOL	0	COL TOL	0	COL TOL	0	
PAGE TOTAL	37	PAGE TOTAL	0	PAGE TOTAL	0	PAGE TOTAL	0	PAGE TOTAL	0	

COSTS and BILLING DATE

BILL NO. 2-20-684,633,983,959,766

FINAL

BILLING CODES

1. PLACED CURRENT YEAR
2. PLACED PRIOR YEAR
3. UNAUTHORIZED ATTACHMENT
4. SALVAGE VALUE
5. AUTHORIZED COST

J.P. AUTH. NO. NG312721-11

BILL NO. **684**

AMOUNT DUE			
BILL CODE	UTILITY	BILL CODE	UTILITY
	M		ATC
	TOTAL AMT		TOTAL AMT
	877		0
	AMOUNT		AMOUNT

1.			
2.			
3.			
4.			
5.			
6.			
7.			
8.			
9.			
10.			
11.			
12.			
13.			
COL TOL	0		0

PAGE TOTAL 0 0

BILL NO. **633**

AMOUNT DUE			
BILL CODE	UTILITY	BILL CODE	UTILITY
	E		LAC
	TOTAL AMT		TOTAL AMT
	128		0
	AMOUNT		AMOUNT

1.			
2.	2	16	
3.	3	44	
4.			
5.			
6.			
7.			
8.	2	29	
9.	3	39	
10.			
11.			
12.			
13.			
COL TOL	128		0

PAGE TOTAL 128 0

BILL NO. **983**

AMOUNT DUE			
BILL CODE	UTILITY	BILL CODE	UTILITY
	FTR		LAC
	TOTAL AMT		TOTAL AMT
	128		0
	AMOUNT		AMOUNT

1.			
2.	2	16	
3.	3	44	
4.			
5.			
6.			
7.			
8.	2	29	
9.	3	39	
10.			
11.			
12.			
13.			
COL TOL	128		0

PAGE TOTAL 128 0

BILL NO. **959**

AMOUNT DUE			
BILL CODE	UTILITY	BILL CODE	UTILITY
	TCA		LAC
	TOTAL AMT		TOTAL AMT
	128		0
	AMOUNT		AMOUNT

1.			
2.	2	16	
3.	3	44	
4.			
5.			
6.			
7.			
8.	2	29	
9.	3	39	
10.			
11.			
12.			
13.			
COL TOL	128		0

PAGE TOTAL 128 0

BILL NO. **766**

AMOUNT DUE			
BILL CODE	UTILITY	BILL CODE	UTILITY
	ATC		LAC
	TOTAL AMT		TOTAL AMT
	128		877
	AMOUNT		AMOUNT

1.			
2.	2	16	
3.	3	44	
4.			
5.			
6.			
7.			
8.	2	29	
9.	3	39	
10.			
11.			
12.			
13.			
COL TOL	128		0

PAGE TOTAL 128 0

ACCOUNTING DIRECTIONS:

749

COSTS and BILLING DATE

BILL NO. 2-20-767,866,685,981,942

FINAL

BILLING CODES

- 1. PLACED CURRENT YEAR
- 2. PLACED PRIOR YEAR
- 3. UNAUTHORIZED ATTACHMENT
- 4. SALVAGE VALUE
- 5. AUTHORIZED COST

J.P. AUTH. NO. NG312721-11

BILL NO. 767

AMOUNT DUE			
BILL CODE	UTILITY LAC	BILL CODE	UTILITY ATS
	TOTAL AMT		TOTAL AMT
	64		171
	AMOUNT		AMOUNT

1.			
2.		23	16
3.			
4.			
5.			
6.			
7.			
8.		23	48
9.			
10.			
11.			
12.			
13.			
COL TOL	0		171

PAGE TOTAL 0 171

BILL NO. 866

AMOUNT DUE			
BILL CODE	UTILITY NG	BILL CODE	UTILITY LAC
	TOTAL AMT		TOTAL AMT
	0		458
	AMOUNT		AMOUNT

1.			
2.			
3.			
4.			
5.			
6.			
7.			
8.			
9.			
10.			
11.			
12.			
13.			
COL TOL	0		0

PAGE TOTAL 0 0

BILL NO. 685

AMOUNT DUE			
BILL CODE	UTILITY M	BILL CODE	UTILITY LAC
	TOTAL AMT		TOTAL AMT
	128		0
	AMOUNT		AMOUNT

1.			
2.		23	16
3.			
4.			
5.			
6.			
7.			
8.		23	29
9.			
10.			
11.			
12.			
13.			
COL TOL	128		0

PAGE TOTAL 128 0

BILL NO. 981

AMOUNT DUE			
BILL CODE	UTILITY FTR	BILL CODE	UTILITY ATS
	TOTAL AMT		TOTAL AMT
	64		0
	AMOUNT		AMOUNT

1.			
2.			
3.			
4.			
5.			
6.			
7.			
8.			
9.			
10.			
11.			
12.			
13.			
COL TOL	0		0

PAGE TOTAL 0 0

BILL NO. 942

AMOUNT DUE			
BILL CODE	UTILITY ATS	BILL CODE	UTILITY TCA
	TOTAL AMT		TOTAL AMT
	0		64
	AMOUNT		AMOUNT

1.			
2.			
3.			
4.			
5.			
6.			
7.			
8.			
9.			
10.			
11.			
12.			
13.			
COL TOL	0		0

PAGE TOTAL 0 0

ACCOUNTING DIRECTIONS:

COSTS and BILLING DATE

FINAL

BILLING CODES

1. PLACED CURRENT YEAR
2. PLACED PRIOR YEAR
3. UNAUTHORIZED ATTACHMENT
4. SALVAGE VALUE
5. AUTHORIZED COST

BILL NO. 2-20-765,695

J.P. AUTH. NO. NG312721-11

BILL NO. 765

AMOUNT DUE			
BILL CODE	UTILITY	BILL CODE	UTILITY
	ATC		ATS
TOTAL AMT		TOTAL AMT	
<u>64</u>		<u>0</u>	
AMOUNT		AMOUNT	

BILL NO. 695

AMOUNT DUE			
BILL CODE	UTILITY	BILL CODE	UTILITY
	M		ATS
TOTAL AMT		TOTAL AMT	
<u>64</u>		<u>0</u>	
AMOUNT		AMOUNT	

BILL NO.

AMOUNT DUE			
BILL CODE	UTILITY	BILL CODE	UTILITY
TOTAL AMT		TOTAL AMT	
AMOUNT		AMOUNT	

BILL NO.

AMOUNT DUE			
BILL CODE	UTILITY	BILL CODE	UTILITY
TOTAL AMT		TOTAL AMT	
AMOUNT		AMOUNT	

BILL NO.

AMOUNT DUE			
BILL CODE	UTILITY	BILL CODE	UTILITY
TOTAL AMT		TOTAL AMT	
AMOUNT		AMOUNT	

ACCOUNTING DIRECTIONS:

1.			
2.			
3.			
4.			
5.			
6.			
7.			
8.			
9.			
10.			
11.			
12.			
13.			
COL TOL	<u>0</u>		<u>0</u>

1.			
2.			
3.			
4.			
5.			
6.			
7.			
8.			
9.			
10.			
11.			
12.			
13.			
COL TOL	<u>0</u>		<u>0</u>

1.			
2.			
3.			
4.			
5.			
6.			
7.			
8.			
9.			
10.			
11.			
12.			
13.			
COL TOL			

1.			
2.			
3.			
4.			
5.			
6.			
7.			
8.			
9.			
10.			
11.			
12.			
13.			
COL TOL			

1.			
2.			
3.			
4.			
5.			
6.			
7.			
8.			
9.			
10.			
11.			
12.			
13.			
COL TOL			

			1.
			2.
			3.
			4.
			5.
			6.
			7.
			8.
			9.
			10.
			11.
			12.
			13.

POLE NO.	Pole Length Anchor Size	Year Set	Pole Trt Class Anchor Direct.	Record							Proposed							Item No.	LOCATION AND NATURE OF WORK If not in accordance with Joint Pole agreement and routine-state reasons.	BILL CODE	UTILITY		ACCOUNTING DIRECTIONS:
				M	E	FTR	TCA	ATC	ATS	LAC	M	E	FTR	TCA	ATC	ATS	LAC				NG	M	
																		NG TO PURCH INT SEC 4.0	1				
350287M	50	85	FT	100													43-19	FALLBROOK AV E/S 150' N/O VANOWEN ST	2	208			
			CL-4														23-5		3				
																	T23		4				
																			5				
																			6				
																			7				
410327M	50	11	FT	43-12													43-12	FALLBROOK AV W/S 229' N/O VANOWEN ST	8	2277	2 Prop 3 REL > ATC		
			CL-2	24-6													23-5	LOCATION CORRECTION	9				
																	T23		10				
																			11				
																			12				
																			13				
282401M	50	88	FT	43-12													43-12	FALLBROOK AV W/S 416' N/O VANOWEN ST	14	275	2: Prop 3: REL > ATC		
			CL-3	24-6													23-5		15				
																	T23		16				
																			17				
																			18				
																			19				

POLE LEGEND:
 P = PULL
 PB = PULL BUTT
 T = TRANSPORT
 S = SALVAGE
 D = DISPOSE
 TN = TENANT

L = LOWER TOP
 C(XX) = FOOTAGE CUT
 SCZ = SAFETY CLEARANCE ZONE

ANCHOR/ARM LEGEND:
 AR = ANCHOR/ARM REMOVED
 AT = ANCHOR/ARM TRANSFERRED

Show Quantity of Items to be billed in the Column of Party to be Paid.

GEOGRAPHICAL LOCATION
 WEST HILLS
 COMMUNITY

COL TOT 560 0
 PAGE TOTAL 560 0

BILL NO. 615

BILL NO. 967

BILL NO. 940

BILL NO. 865

BILL NO. 872

J.P. AUTH. NO. NG312721-11

	AMOUNT DUE			
	BILL CODE	UTILITY	BILL CODE	UTILITY
		E		NG
1				
2				
3				
4				
5				
6				
7				
8				
9				
10				
11				
12				
13				
14				
15				
16				
17				
18				
19				
COL TOT		0		0

	AMOUNT DUE			
	BILL CODE	UTILITY	BILL CODE	UTILITY
		NG		FTR
1				
2				
3				
4				
5				
6				
7				
8				
9				
10				
11				
12				
13				
14				
15				
16				
17				
18				
19				
COL TOT		0		0

	AMOUNT DUE			
	BILL CODE	UTILITY	BILL CODE	UTILITY
		NG		TCA
1				
2				
3				
4				
5				
6				
7				
8				
9				
10				
11				
12				
13				
14				
15				
16				
17				
18				
19				
COL TOT		0		0

	AMOUNT DUE			
	BILL CODE	UTILITY	BILL CODE	UTILITY
		NG		ATC
1				
2				
3				
4				
5				
6				
7				
8				
9				
10				
11				
12				
13				
14				
15				
16				
17				
18				
19				
COL TOT		0		0

	AMOUNT DUE			
	BILL CODE	UTILITY	BILL CODE	UTILITY
		NG		ATS
1				
2				
3				
4				
5				
6				
7				
8				
9				
10				
11				
12				
13				
14				
15				
16				
17				
18				
19				
COL TOT		0		0

ACCOUNTING DIRECTIONS

PAGE TOTAL 0 0

PAGE TOTAL 0 0

PAGE TOTAL 0 0

PAGE TOTAL 0 0

PAGE TOTAL 0 0

BILL NO. 684

BILL NO. 633

BILL NO. 983

BILL NO. 959

BILL NO. 766

J.P. AUTH. NO. NG312721-11

AMOUNT DUE			
BILL CODE	UTILITY	BILL CODE	UTILITY
	M		ATC
1			
2			
3			
4			
5			
6			
7			
8	2 241 3 285		
9			
10			
11			
12			
13			
14	2 66 3 285		
15			
16			
17			
18			
19			
COL TOT	877		0

AMOUNT DUE			
BILL CODE	UTILITY	BILL CODE	UTILITY
	E		LAC
1			
2			
3			
4			
5			
6			
7			
8			
9			
10			
11			
12			
13			
14			
15			
16			
17			
18			
19			
COL TOT	0		0

AMOUNT DUE			
BILL CODE	UTILITY	BILL CODE	UTILITY
	FTR		LAC
1			
2			
3			
4			
5			
6			
7			
8			
9			
10			
11			
12			
13			
14			
15			
16			
17			
18			
19			
COL TOT	0		0

AMOUNT DUE			
BILL CODE	UTILITY	BILL CODE	UTILITY
	TCA		LAC
1			
2			
3			
4			
5			
6			
7			
8			
9			
10			
11			
12			
13			
14			
15			
16			
17			
18			
19			
COL TOT	0		0

AMOUNT DUE			
BILL CODE	UTILITY	BILL CODE	UTILITY
	ATC		LAC
1			
2			
3			
4			
5			
6			
7			
8		2 241 3 285	
9			
10			
11			
12			
13			
14		2 66 3 285	
15			
16			
17			
18			
19			
COL TOT	0		877

ACCOUNTING DIRECTIONS

PAGE TOTAL 877 0

PAGE TOTAL 0 0

PAGE TOTAL 0 0

PAGE TOTAL 0 0

PAGE TOTAL 0 877

BILL NO. 767

BILL NO. 866

BILL NO. 685

BILL NO. 981

BILL NO. 942

J.P. AUTH. NO. NG312721-11

BILL CODE	AMOUNT DUE	
	UTILITY LAC	UTILITY ATS
1		
2		
3		
4		
5		
6		
7		
8		
9		
10		
11		
12		
13		
14		
15		
16		
17		
18		
19		
COL TOT	0	0

BILL CODE	AMOUNT DUE	
	UTILITY NG	UTILITY LAC
1		
2		
3		
4		
5		
6		
7		
8		2 220
9		
10		
11		
12		
13		
14		2 60
15		
16		
17		
18		
19		
COL TOT	0	280

BILL CODE	AMOUNT DUE	
	UTILITY M	UTILITY LAC
1		
2		
3		
4		
5		
6		
7		
8		
9		
10		
11		
12		
13		
14		
15		
16		
17		
18		
19		
COL TOT	0	0

BILL CODE	AMOUNT DUE	
	UTILITY FTR	UTILITY ATS
1		
2		
3		
4		
5		
6		
7		
8		
9		
10		
11		
12		
13		
14		
15		
16		
17		
18		
19		
COL TOT	0	0

BILL CODE	AMOUNT DUE	
	UTILITY ATS	UTILITY TCA
1		
2		
3		
4		
5		
6		
7		
8		
9		
10		
11		
12		
13		
14		
15		
16		
17		
18		
19		
COL TOT	0	0

ACCOUNTING DIRECTIONS

PAGE TOTAL 0 0

PAGE TOTAL 0 280

PAGE TOTAL 0 0

PAGE TOTAL 0 0

PAGE TOTAL 0 0

BILL NO. 765

BILL NO. 695

BILL NO.

BILL NO.

BILL NO.

J.P. AUTH. NO. NG312721-11

AMOUNT DUE			
BILL CODE	UTILITY	BILL CODE	UTILITY
	ATC		ATS
1			
2			
3			
4			
5			
6			
7			
8			
9			
10			
11			
12			
13			
14			
15			
16			
17			
18			
19			
COL TOT	0		0

AMOUNT DUE			
BILL CODE	UTILITY	BILL CODE	UTILITY
	M		ATS
1			
2			
3			
4			
5			
6			
7			
8			
9			
10			
11			
12			
13			
14			
15			
16			
17			
18			
19			
COL TOT	0		0

AMOUNT DUE			
BILL CODE	UTILITY	BILL CODE	UTILITY
1			
2			
3			
4			
5			
6			
7			
8			
9			
10			
11			
12			
13			
14			
15			
16			
17			
18			
19			
COL TOT			

AMOUNT DUE			
BILL CODE	UTILITY	BILL CODE	UTILITY
1			
2			
3			
4			
5			
6			
7			
8			
9			
10			
11			
12			
13			
14			
15			
16			
17			
18			
19			
COL TOT			

AMOUNT DUE			
BILL CODE	UTILITY	BILL CODE	UTILITY
1			
2			
3			
4			
5			
6			
7			
8			
9			
10			
11			
12			
13			
14			
15			
16			
17			
18			
19			
COL TOT			

ACCOUNTING DIRECTIONS

PAGE TOTAL 0 0

PAGE TOTAL 0 0

PAGE TOTAL

PAGE TOTAL

PAGE TOTAL

PAGE NO. 2D

FINAL

POLE NO.	Pole Length Anchor Size	Year Set	Record								Proposed								Item No.	LOCATION AND NATURE OF WORK If not in accordance with Joint Pole agreement and routine-state reasons.	BILL CODE	UTILITY		ACCOUNTING DIRECTIONS:			
			Class Anchor Direct.	M	E	FTR	TCA	ATC	ATS	LAC	M	E	FTR	TCA	ATS	ATS	LAC	NG				M	NG				
																	AMOUNT	AMOUNT									
			L							M	E	FTR	TCA	ATS	ATS	LAC	NG		NG TO PURCH INT SEC 4.0	1							
171773M	45	60	FT	39-8						25-1								24-1	25-1	2/3	FALLBROOK AV W/S 630' N/O VANOWEN ST	2	2	100			
			CL-4	24-6																							
				T23																							
			L																								
316341M	50	64	FT	43-13						24-1							43-11		2/3	FALLBROOK AV W/S 250' S/O MARLIN PL	8	2	95				
			CL-4	23-5													24-6										
				34KV													34KV										
304910M	65	62	FT	57-26						26-1	27-1	23-1					57-24	26-1	27-1	23-1	24-1	23-1	5/6	2	15		
			CL-1	C25-1 22-4												25-1 C25											
				T22 T21												22-4 T22											
				T21												T21											
	3/4"	ANC	W					.50	.50																		
																	COL TOT		210		0						
																	PAGE TOTAL		210		0						

POLE LEGEND:
P = PULL
PB = PULL BUTT
T = TRANSPORT
S = SALVAGE
D = DISPOSE
TN = TENANT

L = LOWER TOP
C(XX) = FOOTAGE CUT
SCZ = SAFETY CLEARANCE ZONE

ANCHOR/ARM LEGEND:
AR = ANCHOR/ARM REMOVED
AT = ANCHOR/ARM TRANSFERRED

Show Quantity of Items to be billed in the Column of Party to be Paid.

GEOGRAPHICAL LOCATION
WEST HILLS
COMMUNITY

COL TOT 210 0
PAGE TOTAL 210 0

BILL NO. 615

BILL NO. 967

BILL NO. 940

BILL NO. 865

BILL NO. 872

J.P. AUTH. NO. NG312721-11

BILL CODE	AMOUNT DUE	
	UTILITY E	UTILITY NG
1		
2		
3		
4		
5		
6		
7		
8		
9		
10		
11		
12		
13		
14		
15		
16		
17		
18		
19		
COL TOT	0	0

BILL CODE	AMOUNT DUE	
	UTILITY NG	UTILITY FTR
1		
2		
3		
4		
5		
6		
7		
8		
9		
10		
11		
12		
13		
14	2	15
15		
16		
17		
18		
19		
COL TOT	0	15

BILL CODE	AMOUNT DUE	
	UTILITY NG	UTILITY TCA
1		
2		
3		
4		
5		
6		
7		
8		
9		
10		
11		
12		
13		
14	2	15
15		
16		
17		
18		
19		
COL TOT	0	15

BILL CODE	AMOUNT DUE	
	UTILITY NG	UTILITY ATC
1		
2		
3		
4		
5		
6		
7		
8		
9		
10		
11		
12		
13		
14	2	22
15		
16		
17		
18		
19		
COL TOT	0	22

BILL CODE	AMOUNT DUE	
	UTILITY NG	UTILITY ATS
1		
2		
3		
4		
5		
6		
7		
8		
9		
10		
11		
12		
13		
14		
15		
16		
17		
18		
19		
COL TOT	0	0

ACCOUNTING DIRECTIONS

PAGE TOTAL 0 0

PAGE TOTAL 0 15

PAGE TOTAL 0 15

PAGE TOTAL 0 22

PAGE TOTAL 0 0

PAGE NO. 3A

BILL NO. 684

BILL NO. 633

BILL NO. 983

BILL NO. 959

BILL NO. 766

J.P. AUTH. NO. NG312721-11

BILL CODE	AMOUNT DUE	
	UTILITY M	UTILITY ATC
1		
2		
3		
4		
5		
6		
7		
8		
9		
10		
11		
12		
13		
14		
15		
16		
17		
18		
19		
COL TOT	0	0

BILL CODE	AMOUNT DUE	
	UTILITY E	UTILITY LAC
1		
2		
3		
4		
5		
6		
7		
8		
9		
10		
11		
12		
13		
14		
15		
16		
17		
18		
19		
COL TOT	0	0

BILL CODE	AMOUNT DUE	
	UTILITY FTR	UTILITY LAC
1		
2		
3		
4		
5		
6		
7		
8		
9		
10		
11		
12		
13		
14		
15		
16		
17		
18		
19		
COL TOT	0	0

BILL CODE	AMOUNT DUE	
	UTILITY TCA	UTILITY LAC
1		
2		
3		
4		
5		
6		
7		
8		
9		
10		
11		
12		
13		
14		
15		
16		
17		
18		
19		
COL TOT	0	0

BILL CODE	AMOUNT DUE	
	UTILITY ATC	UTILITY LAC
1		
2		
3		
4		
5		
6		
7		
8		
9		
10		
11		
12		
13		
14		
15		
16		
17		
18		
19		
COL TOT	0	0

ACCOUNTING DIRECTIONS	
1	1
2	2
3	3
4	4
5	5
6	6
7	7
8	8
9	9
10	10
11	11
12	12
13	13
14	14
15	15
16	16
17	17
18	18
19	19

PAGE TOTAL 0 0

PAGE TOTAL 0 0

PAGE TOTAL 0 0

PAGE TOTAL 0 0

PAGE TOTAL 0 0

BILL NO. 767

BILL NO. 866

BILL NO. 685

BILL NO. 981

BILL NO. 942

J.P. AUTH. NO. NG312721-11

BILL CODE	AMOUNT DUE	
	UTILITY LAC	UTILITY ATS
1		
2		
3		
4		
5		
6		
7		
8		
9		
10		
11		
12		
13		
14		
15		
16		
17		
18		
19		
COL TOT	0	0

BILL CODE	AMOUNT DUE	
	UTILITY NG	UTILITY LAC
1		
2		283
3		
4		
5		
6		
7		
8		280
9		
10		
11		
12		
13		
14		215
15		
16		
17		
18		
19		
COL TOT	0	178

BILL CODE	AMOUNT DUE	
	UTILITY M	UTILITY LAC
1		
2		
3		
4		
5		
6		
7		
8		
9		
10		
11		
12		
13		
14		
15		
16		
17		
18		
19		
COL TOT	0	0

BILL CODE	AMOUNT DUE	
	UTILITY FTR	UTILITY ATS
1		
2		
3		
4		
5		
6		
7		
8		
9		
10		
11		
12		
13		
14		
15		
16		
17		
18		
19		
COL TOT	0	0

BILL CODE	AMOUNT DUE	
	UTILITY ATS	UTILITY TCA
1		
2		
3		
4		
5		
6		
7		
8		
9		
10		
11		
12		
13		
14		
15		
16		
17		
18		
19		
COL TOT	0	0

ACCOUNTING DIRECTIONS

PAGE TOTAL 0 0

PAGE TOTAL 0 178

PAGE TOTAL 0 0

PAGE TOTAL 0 0

PAGE TOTAL 0 0

BILL NO. 765

BILL NO. 695

BILL NO. _____

BILL NO. _____

BILL NO. _____ J.P. AUTH. NO. NG312721-11

AMOUNT DUE			
BILL CODE	UTILITY	BILL CODE	UTILITY
	ATC		ATS
1			
2			
3			
4			
5			
6			
7			
8			
9			
10			
11			
12			
13			
14			
15			
16			
17			
18			
19			
COL TOT	0		0

AMOUNT DUE			
BILL CODE	UTILITY	BILL CODE	UTILITY
	M		ATS
1			
2			
3			
4			
5			
6			
7			
8			
9			
10			
11			
12			
13			
14			
15			
16			
17			
18			
19			
COL TOT	0		0

AMOUNT DUE			
BILL CODE	UTILITY	BILL CODE	UTILITY
1			
2			
3			
4			
5			
6			
7			
8			
9			
10			
11			
12			
13			
14			
15			
16			
17			
18			
19			
COL TOT			

AMOUNT DUE			
BILL CODE	UTILITY	BILL CODE	UTILITY
1			
2			
3			
4			
5			
6			
7			
8			
9			
10			
11			
12			
13			
14			
15			
16			
17			
18			
19			
COL TOT			

AMOUNT DUE			
BILL CODE	UTILITY	BILL CODE	UTILITY
1			
2			
3			
4			
5			
6			
7			
8			
9			
10			
11			
12			
13			
14			
15			
16			
17			
18			
19			
COL TOT			

ACCOUNTING DIRECTIONS

PAGE TOTAL 0 0

PAGE TOTAL 0 0

PAGE TOTAL _____

PAGE TOTAL _____

PAGE TOTAL _____

PAGE NO. 3D

BILL NO. 615

BILL NO. 967

BILL NO. 940

BILL NO. 865

BILL NO. 872

J.P. AUTH. NO. NG312721-11

	AMOUNT DUE			
	BILL CODE	UTILITY	BILL CODE	UTILITY
		E		NG
1				
2				
3				
4				
5				
6				
7				
8				
9				
10				
11				
12				
13				
14				
15				
16				
17				
18				
19				
COL TOT		0		0

PAGE TOTAL 0 0

	AMOUNT DUE			
	BILL CODE	UTILITY	BILL CODE	UTILITY
		NG		FTR
1				
2			2	13
3				
4				
5				
6				
7				
8				
9				
10				
11				
12				
13				
14				
15				
16				
17				
18				
19				
COL TOT		0		13

PAGE TOTAL 0 13

	AMOUNT DUE			
	BILL CODE	UTILITY	BILL CODE	UTILITY
		NG		TCA
1				
2			2	13
3				
4				
5				
6				
7				
8				
9				
10				
11				
12				
13				
14				
15				
16				
17				
18				
19				
COL TOT		0		13

PAGE TOTAL 0 13

	AMOUNT DUE			
	BILL CODE	UTILITY	BILL CODE	UTILITY
		NG		ATC
1				
2			2	20
3				
4				
5				
6				
7		1	117	
8				
9				
10				
11				
12				
13				
14				
15				
16				
17				
18				
19				
COL TOT		117		20

PAGE TOTAL 117 20

	AMOUNT DUE			
	BILL CODE	UTILITY	BILL CODE	UTILITY
		NG		ATS
1				
2				
3				
4				
5				
6				
7				
8				
9				
10				
11				
12				
13				
14				
15				
16				
17				
18				
19				
COL TOT		0		0

PAGE TOTAL 0 0

ACCOUNTING DIRECTIONS

1
2
3
4
5
6
7
8
9
10
11
12
13
14
15
16
17
18
19

BILL NO. 684

BILL NO. 633

BILL NO. 983

BILL NO. 959

BILL NO. 766

J.P. AUTH. NO. NG312721-11

AMOUNT DUE			
BILL CODE	UTILITY	BILL CODE	UTILITY
	M		ATC
1			
2			
3			
4			
5			
6			
7			
8			
9			
10			
11			
12			
13			
14			
15			
16			
17			
18			
19			
COL TOT	0		0

AMOUNT DUE			
BILL CODE	UTILITY	BILL CODE	UTILITY
	E		LAC
1			
2			
3			
4			
5			
6			
7			
8			
9			
10			
11			
12			
13			
14			
15			
16			
17			
18			
19			
COL TOT	0		0

AMOUNT DUE			
BILL CODE	UTILITY	BILL CODE	UTILITY
	FTR		LAC
1			
2			
3			
4			
5			
6			
7			
8			
9			
10			
11			
12			
13			
14			
15			
16			
17			
18			
19			
COL TOT	0		0

AMOUNT DUE			
BILL CODE	UTILITY	BILL CODE	UTILITY
	TCA		LAC
1			
2			
3			
4			
5			
6			
7			
8			
9			
10			
11			
12			
13			
14			
15			
16			
17			
18			
19			
COL TOT	0		0

AMOUNT DUE			
BILL CODE	UTILITY	BILL CODE	UTILITY
	ATC		LAC
1			
2			
3			
4			
5			
6			
7			
8			
9			
10			
11			
12			
13			
14			
15			
16			
17			
18			
19			
COL TOT	0		0

ACCOUNTING DIRECTIONS

PAGE TOTAL 0 0

PAGE TOTAL 0 0

PAGE TOTAL 0 0

PAGE TOTAL 0 0

PAGE TOTAL 0 0

PAGE NO. 4B

BILL NO. 767

BILL NO. 866

BILL NO. 685

BILL NO. 981

BILL NO. 942

J.P. AUTH. NO. NG312721-11

AMOUNT DUE			
BILL CODE	UTILITY	BILL CODE	UTILITY
	LAC		ATS
1			
2	15		
3	49		
4			
5			
6			
7			
8			
9			
10			
11			
12			
13			
14			
15			
16			
17			
18			
19			
COL TOT	64		0

AMOUNT DUE			
BILL CODE	UTILITY	BILL CODE	UTILITY
	NG		LAC
1			
2			
3			
4			
5			
6			
7			
8			
9			
10			
11			
12			
13			
14			
15			
16			
17			
18			
19			
COL TOT	0		0

AMOUNT DUE			
BILL CODE	UTILITY	BILL CODE	UTILITY
	M		LAC
1			
2			
3			
4			
5			
6			
7			
8			
9			
10			
11			
12			
13			
14			
15			
16			
17			
18			
19			
COL TOT	0		0

AMOUNT DUE			
BILL CODE	UTILITY	BILL CODE	UTILITY
	FTR		ATS
1			
2	15		
3	49		
4			
5			
6			
7			
8			
9			
10			
11			
12			
13			
14			
15			
16			
17			
18			
19			
COL TOT	64		0

AMOUNT DUE			
BILL CODE	UTILITY	BILL CODE	UTILITY
	ATS		TCA
1			
2			
3			
4			
5			
6			
7			
8			
9			
10			
11			
12			
13			
14			
15			
16			
17			
18			
19			
COL TOT	0		64

ACCOUNTING DIRECTIONS

PAGE TOTAL 64 0

PAGE TOTAL 0 0

PAGE TOTAL 0 0

PAGE TOTAL 64 0

PAGE TOTAL 0 64

BILL NO. 765

BILL NO. 695

BILL NO. _____

BILL NO. _____

BILL NO. _____ J.P. AUTH. NO. NG312721-11

AMOUNT DUE			
BILL CODE	UTILITY	BILL CODE	UTILITY
	ATC		ATS
1			
2	23 15 3 49		
3			
4			
5			
6			
7			
8			
9			
10			
11			
12			
13			
14			
15			
16			
17			
18			
19			
COL TOT	64		0

AMOUNT DUE			
BILL CODE	UTILITY	BILL CODE	UTILITY
	M		ATS
1			
2	23 15 3 49		
3			
4			
5			
6			
7			
8			
9			
10			
11			
12			
13			
14			
15			
16			
17			
18			
19			
COL TOT	64		0

AMOUNT DUE			
BILL CODE	UTILITY	BILL CODE	UTILITY
1			
2			
3			
4			
5			
6			
7			
8			
9			
10			
11			
12			
13			
14			
15			
16			
17			
18			
19			
COL TOT			

AMOUNT DUE			
BILL CODE	UTILITY	BILL CODE	UTILITY
1			
2			
3			
4			
5			
6			
7			
8			
9			
10			
11			
12			
13			
14			
15			
16			
17			
18			
19			
COL TOT			

AMOUNT DUE				ACCOUNTING DIRECTIONS
BILL CODE	UTILITY	BILL CODE	UTILITY	
1				1
2				2
3				3
4				4
5				5
6				6
7				7
8				8
9				9
10				10
11				11
12				12
13				13
14				14
15				15
16				16
17				17
18				18
19				19
COL TOT				

New Proposed Way 2

BILL NO. 2-20-855, 615, 967, 940, 865, 872, 685, 633, 093

FINAL AUTHORIZATION FOR JOINT POLE TRANSACTION

J.P. FORM 2-1 Rev 01/12

PAGE NO. 959, 766, 767, 684, 866

This authorization is in accordance with Joint Pole Agreement and Routine. The undersigned have agreed on joint work as specified heron.

Date Prepared 9/15/2015 In Field

By Telephone Date Completed OCT 03 2017 J.P. No. of Pages 1 OF 4 Auth. No. NG312721-11

Date Sent 9/28/2015 Confirming Agreement

COSTS and BILLING DATA

- BILLING CODES
1. PLACED CURRENT YEAR
 2. PLACED PRIOR YEAR
 3. UNAUTHORIZED ATTACHMENT
 4. SALVAGE VALUE
 5. AUTHORIZED COSTS

**Bill by: 4.1
by Proposed
Side. 2019
Cost.**

UTILITY	REPRESENTATIVE	DISTRICT-DIVISION-EXCHANGE	APPROVED	TAXING INSTRUCTIONS	ACCOUNTING DATA
M	M. FLYNN	NORTHRIDGE	18.1D		
E	J. LOPEZ	LOS ANGELES	E. HIROTO	ALHAMBRA	407345824
FTR	S. GANA	SANTA MONICA	McDONALD	LOS ANGELES	0786
TCA	L. HERNANDEZ	LOS ANGELES	A. COLE	LOS ANGELES	155628
ATC	L. PRESCOTT	LOS ANGELES	J. PERRY	IRVINE	158816
ATS	D. GARDEN	LOS ANGELES	18.1D		
LAC	Y. JOHNSON	LOS ANGELES	P. BROWN	LOS ANGELES	152058
NG	Aarize Dizon	SAN JOSE	J. SERRATO	SANTA CLARA	312721 76000683 529-H6

BILL NO. 855

AMOUNT DUE

UTILITY	TOTAL AMT
M	924
NG	0
UTILITY	AMOUNT
M	924
NG	0

ACCOUNTING DIRECTIONS:

POLE NO.	Pole Length	Year Set	Pole Treat	Anchor Size	Anchor Direct	Record								Proposed							Item No.	LOCATION AND NATURE OF WORK If not in accordance with Joint Pole agreement and routine-state reasons.											
						M	E	FTR	TCA	ATC	ATS	LAC	NG	M	E	FTR	TCA	ATC	ATS	LAC			NG										
311507M	70	69	FT	61-27	29-1	26-1	26-1	25-1	23-1	(30-1)	34KV	C	34KV	52	07	07	07	07	07	07	07	07	07	07	07	07	07	07	07	07	07	1	NG TO PURCH INT SEC 4.3, CORRECT RECORD 13.3; PL ARM 3.0 LAC 4.1, 4.3, 4.4
			CL-2	29-2	C29						29-2	C29	C30																	2	FALLBROOK AV E/S 90' S/O VANOWEN ST		
				24-1	22-4						23-1	T23																		3	LOCATION CORRECTION		
				T24							21-3																			4			
																															5		
			ARM																												6		
408983M	70	09	FT	61-26	29-1	27-1	28-1	26-1	24-1	(24-1)	34.5KV	C	34.5KV	52	07	05	05	06	06	06	06	06	06	06	06	06	06	06	06	06	7	NG TO PURCH INT SEC 4.0 / LAC 4.1, 4.4	
			CL-2	C29-1	C25-1						29-1	C29	C29																		8	FALLBROOK AV E/S 19' S/O VANOWEN ST	
				T25	23-5						25-1	T25																			9		
											23-5																				10		
																																11	
																																12	
																																13	

COL	78	0
TOT		

POLE LEGEND:
P = PULL
PB = PULL BUTT
T = TRANSPORT
S = SALVAGE
D = DISPOSE
TN = TENANT

L = LOWER TOP
C(XX) = FOOTAGE CUT
SCZ = SAFETY CLEARANCE ZONE

ANCHOR/ARM LEGEND:
AR = ANCHOR/ARM REMOVED
AT = ANCHOR/ARM TRANSFERRED

Show Quantity of Items to be billed in the Column of Party to be Paid.

GEOGRAPHICAL LOCATION
WEST HILLS
COMMUNITY

FORM 48 SENT 11/10/16

PAGE	78	0
TOTAL		

COSTS and BILLING DATE

BILL NO. 2-20-615,967,940,865,872

FINAL

BILLING CODES

- 1. PLACED CURRENT YEAR
- 2. PLACED PRIOR YEAR
- 3. UNAUTHORIZED ATTACHMENT
- 4. SALVAGE VALUE
- 5. AUTHORIZED COST

J.P. AUTH. NO. NG312721-11

BILL NO. 615

BILL NO. 967

BILL NO. 940

BILL NO. 865

BILL NO. 872

AMOUNT DUE			
BILL CODE	UTILITY	BILL CODE	UTILITY
	E		NG
	TOTAL AMT		TOTAL AMT
	32		0
	AMOUNT		AMOUNT

AMOUNT DUE			
BILL CODE	UTILITY	BILL CODE	UTILITY
	NG		FTR
	TOTAL AMT		TOTAL AMT
	0		67
	AMOUNT		AMOUNT

AMOUNT DUE			
BILL CODE	UTILITY	BILL CODE	UTILITY
	NG		TCA
	TOTAL AMT		TOTAL AMT
	0		67
	AMOUNT		AMOUNT

AMOUNT DUE			
BILL CODE	UTILITY	BILL CODE	UTILITY
	NG		ATC
	TOTAL AMT		TOTAL AMT
	126		85
	AMOUNT		AMOUNT

AMOUNT DUE			
BILL CODE	UTILITY	BILL CODE	UTILITY
	NG		ATS
	TOTAL AMT		TOTAL AMT
	0		32
	AMOUNT		AMOUNT

ACCOUNTING DIRECTIONS:

1.			
2.	2	12	
3.			
4.			
5.			
6.			
7.			
8.	2	20	
9.			
10.			
11.			
12.			
13.			
COL TOL	32		0

1.			
2.		2	12
3.			
4.			
5.			
6.			
7.			
8.		2	20
9.			
10.			
11.			
12.			
13.			
COL TOL	0		32

1.			
2.		2	12
3.			
4.			
5.			
6.			
7.			
8.		2	20
9.			
10.			
11.			
12.			
13.			
COL TOL	0		32

1.			
2.		2	12
3.			
4.			
5.			
6.			
7.			
8.		2	20
9.			
10.			
11.			
12.			
13.			
COL TOL	0		32

1.			
2.		2	12
3.			
4.			
5.			
6.			
7.			
8.		2	20
9.			
10.			
11.			
12.			
13.			
COL TOL	0		32

PAGE TOTAL 32 0

PAGE TOTAL 0 32

PAGE TOTAL 0 32

PAGE TOTAL 0 32

PAGE TOTAL 0 32

COSTS and BILLING DATE

BILL NO. 2-20-685,633,983,959,766

FINAL

BILLING CODES

1. PLACED CURRENT YEAR
2. PLACED PRIOR YEAR
3. UNAUTHORIZED ATTACHMENT
4. SALVAGE VALUE
5. AUTHORIZED COST

J.P. AUTH. NO. NG312721-11

BILL NO. 685

AMOUNT DUE			
BILL CODE	UTILITY M	BILL CODE	UTILITY LAC
	TOTAL AMT		TOTAL AMT
	99		0
	AMOUNT		AMOUNT
1.			
2.	2 13 3 34		
3.			
4.			
5.			
6.			
7.			
8.	2 20 3 32		
9.			
10.			
11.			
12.			
13.			
COL TOL	99		0

BILL NO. 633

AMOUNT DUE			
BILL CODE	UTILITY E	BILL CODE	UTILITY LAC
	TOTAL AMT		TOTAL AMT
	99		0
	AMOUNT		AMOUNT
1.			
2.	2 13 3 34		
3.			
4.			
5.			
6.			
7.			
8.	2 20 3 32		
9.			
10.			
11.			
12.			
13.			
COL TOL	99		0

BILL NO. 983

AMOUNT DUE			
BILL CODE	UTILITY FTR	BILL CODE	UTILITY LAC
	TOTAL AMT		TOTAL AMT
	99		0
	AMOUNT		AMOUNT
1.			
2.	2 13 3 34		
3.			
4.			
5.			
6.			
7.			
8.	2 20 3 32		
9.			
10.			
11.			
12.			
13.			
COL TOL	99		0

BILL NO. 959

AMOUNT DUE			
BILL CODE	UTILITY TCA	BILL CODE	UTILITY LAC
	TOTAL AMT		TOTAL AMT
	99		0
	AMOUNT		AMOUNT
1.			
2.	2 13 3 34		
3.			
4.			
5.			
6.			
7.			
8.	2 20 3 32		
9.			
10.			
11.			
12.			
13.			
COL TOL	99		0

BILL NO. 766

AMOUNT DUE			
BILL CODE	UTILITY ATC	BILL CODE	UTILITY LAC
	TOTAL AMT		TOTAL AMT
	112		719
	AMOUNT		AMOUNT
1.			
2.	2 13 3 34		
3.			
4.			
5.			
6.			
7.			
8.	2 25 3 40		
9.			
10.			
11.			
12.			
13.			
COL TOL	112		0

ACCOUNTING DIRECTIONS:

607

PAGE TOTAL 99 0

PAGE TOTAL 99 0

PAGE TOTAL 99 0

PAGE TOTAL 99 0

PAGE TOTAL 112 0

COSTS and BILLING DATE

BILL NO. 2-20-767,684,866,695,981

FINAL

BILLING CODES

- 1. PLACED CURRENT YEAR
- 2. PLACED PRIOR YEAR
- 3. UNAUTHORIZED ATTACHMENT
- 4. SALVAGE VALUE
- 5. AUTHORIZED COST

J.P. AUTH. NO. NG312721-11

BILL NO. 767

AMOUNT DUE			
BILL CODE	UTILITY LAC	BILL CODE	UTILITY ATS
	TOTAL AMT		TOTAL AMT
	29		112
	AMOUNT		AMOUNT

BILL NO. 684

AMOUNT DUE			
BILL CODE	UTILITY M	BILL CODE	UTILITY ATC
	TOTAL AMT		TOTAL AMT
	719		0
	AMOUNT		AMOUNT

BILL NO. 866

AMOUNT DUE			
BILL CODE	UTILITY NG	BILL CODE	UTILITY LAC
	TOTAL AMT		TOTAL AMT
	0		486
	AMOUNT		AMOUNT

BILL NO. 695

AMOUNT DUE			
BILL CODE	UTILITY M	BILL CODE	UTILITY ATS
	TOTAL AMT		TOTAL AMT
	29		0
	AMOUNT		AMOUNT

BILL NO. 981

AMOUNT DUE			
BILL CODE	UTILITY FTR	BILL CODE	UTILITY ATS
	TOTAL AMT		TOTAL AMT
	29		0
	AMOUNT		AMOUNT

ACCOUNTING DIRECTIONS:

1.			
2.		23	34
3.			
4.			
5.			
6.			
7.			
8.		23	25 40
9.			
10.			
11.			
12.			
13.			
COL TOTAL	0		112

1.			
2.			
3.			
4.			
5.			
6.			
7.			
8.			
9.			
10.			
11.			
12.			
13.			
COL TOTAL	0	0	0

1.			
2.			
3.			
4.			
5.			
6.			
7.			
8.			
9.			
10.			
11.			
12.			
13.			
COL TOTAL	0	0	0

1.			
2.			
3.			
4.			
5.			
6.			
7.			
8.			
9.			
10.			
11.			
12.			
13.			
COL TOTAL	0	0	0

1.			
2.			
3.			
4.			
5.			
6.			
7.			
8.			
9.			
10.			
11.			
12.			
13.			
COL TOTAL	0	0	0

PAGE TOTAL 0 112

PAGE TOTAL 0 0

PAGE TOTAL 0 0

PAGE TOTAL 0 0

PAGE TOTAL 0 0

COSTS and BILLING DATE

BILL NO. 2-20-942,765

FINAL

BILLING CODES

- 1. PLACED CURRENT YEAR
- 2. PLACED PRIOR YEAR
- 3. UNAUTHORIZED ATTACHMENT
- 4. SALVAGE VALUE
- 5. AUTHORIZED COST

J.P. AUTH. NO. NG312721-11

BILL NO. 942

AMOUNT DUE			
BILL CODE	UTILITY	BILL CODE	UTILITY
	ATS		TCA
	TOTAL AMT		TOTAL AMT
	0		29
	AMOUNT		AMOUNT

BILL NO. 765

AMOUNT DUE			
BILL CODE	UTILITY	BILL CODE	UTILITY
	ATC		ATS
	TOTAL AMT		TOTAL AMT
	29		0
	AMOUNT		AMOUNT

BILL NO.

AMOUNT DUE			
BILL CODE	UTILITY	BILL CODE	UTILITY
	TOTAL AMT		TOTAL AMT
	AMOUNT		AMOUNT

BILL NO.

AMOUNT DUE			
BILL CODE	UTILITY	BILL CODE	UTILITY
	TOTAL AMT		TOTAL AMT
	AMOUNT		AMOUNT

BILL NO.

AMOUNT DUE			
BILL CODE	UTILITY	BILL CODE	UTILITY
	TOTAL AMT		TOTAL AMT
	AMOUNT		AMOUNT

ACCOUNTING DIRECTIONS:

1.			
2.			
3.			
4.			
5.			
6.			
7.			
8.			
9.			
10.			
11.			
12.			
13.			
COL TOL	0		0

1.			
2.			
3.			
4.			
5.			
6.			
7.			
8.			
9.			
10.			
11.			
12.			
13.			
COL TOL	0		0

1.			
2.			
3.			
4.			
5.			
6.			
7.			
8.			
9.			
10.			
11.			
12.			
13.			
COL TOL			

1.			
2.			
3.			
4.			
5.			
6.			
7.			
8.			
9.			
10.			
11.			
12.			
13.			
COL TOL			

1.			
2.			
3.			
4.			
5.			
6.			
7.			
8.			
9.			
10.			
11.			
12.			
13.			
COL TOL			

1.
2.
3.
4.
5.
6.
7.
8.
9.
10.
11.
12.
13.

PAGE TOTAL 0

PAGE TOTAL 0

PAGE TOTAL

PAGE TOTAL

PAGE TOTAL

FINAL


POLE NO.	Pole Length Anchor Size	Year Set	Pole Trt Class Anchor Direct.	Record						Proposed							Item No.	LOCATION AND NATURE OF WORK If not in accordance with Joint Pole agreement and routine-state reasons.	BILL CODE	UTILITY		ACCOUNTING DIRECTIONS:																	
				M	E	FTR	TCA	ATC	ATS	LAC	M	E	FTR	TCA	ATC	ATS				LAC	NG		M	NG															
350287M	50	85	FT	100																																			
			CL-4																																				
				L																																			
410327M	50	11	FT	43-12																																			
			CL-2	24-6																																			
				T23																																			
				L																																			
282401M	50	88	FT	43-12																																			
			CL-3	24-6																																			
				T23																																			

POLE LEGEND:
P = PULL
PB = PULL BUTT
T = TRANSPORT
S = SALVAGE
D = DISPOSE
TN = TENANT

L = LOWER TOP
C(XX) = FOOTAGE CUT
SC2 = SAFETY CLEARANCE ZONE

ANCHOR/ARM LEGEND:
AR = ANCHOR/ARM REMOVED
AT = ANCHOR/ARM TRANSFERRED

Show Quantity of Items to be billed in the Column of Party to be Paid.



COL TOT	572	0
PAGE TOTAL	572	0

BILL NO. 615

BILL NO. 967

BILL NO. 940

BILL NO. 865

BILL NO. 872

J.P. AUTH. NO. NG312721-11

	AMOUNT DUE			
	BILL CODE	UTILITY	BILL CODE	UTILITY
		E		NG
1				
2				
3				
4				
5				
6				
7				
8				
9				
10				
11				
12				
13				
14				
15				
16				
17				
18				
19				
COL TOT		0		0

	AMOUNT DUE			
	BILL CODE	UTILITY	BILL CODE	UTILITY
		NG		FTR
1				
2				
3				
4				
5				
6				
7				
8				
9				
10				
11				
12				
13				
14				
15				
16				
17				
18				
19				
COL TOT		0		0

	AMOUNT DUE			
	BILL CODE	UTILITY	BILL CODE	UTILITY
		NG		TCA
1				
2				
3				
4				
5				
6				
7				
8				
9				
10				
11				
12				
13				
14				
15				
16				
17				
18				
19				
COL TOT		0		0

	AMOUNT DUE			
	BILL CODE	UTILITY	BILL CODE	UTILITY
		NG		ATC
1				
2				
3				
4				
5				
6				
7				
8				
9				
10				
11				
12				
13				
14				
15				
16				
17				
18				
19				
COL TOT		0		0

	AMOUNT DUE			
	BILL CODE	UTILITY	BILL CODE	UTILITY
		NG		ATS
1				
2				
3				
4				
5				
6				
7				
8				
9				
10				
11				
12				
13				
14				
15				
16				
17				
18				
19				
COL TOT		0		0

ACCOUNTING DIRECTIONS

PAGE TOTAL 0 0

PAGE TOTAL 0 0

PAGE TOTAL 0 0

PAGE TOTAL 0 0

PAGE TOTAL 0 0

PAGE NO. 2A

BILL NO. 685

BILL NO. 633

BILL NO. 983

BILL NO. 959

BILL NO. 766

J.P. AUTH. NO. NG312721-11

	AMOUNT DUE			
	BILL CODE	UTILITY	BILL CODE	UTILITY
	M		LAC	
1				
2				
3				
4				
5				
6				
7				
8				
9				
10				
11				
12				
13				
14				
15				
16				
17				
18				
19				
COL TOT	0		0	

	AMOUNT DUE			
	BILL CODE	UTILITY	BILL CODE	UTILITY
	E		LAC	
1				
2				
3				
4				
5				
6				
7				
8				
9				
10				
11				
12				
13				
14				
15				
16				
17				
18				
19				
COL TOT	0		0	

	AMOUNT DUE			
	BILL CODE	UTILITY	BILL CODE	UTILITY
	FTR		LAC	
1				
2				
3				
4				
5				
6				
7				
8				
9				
10				
11				
12				
13				
14				
15				
16				
17				
18				
19				
COL TOT	0		0	

	AMOUNT DUE			
	BILL CODE	UTILITY	BILL CODE	UTILITY
	TCA		LAC	
1				
2				
3				
4				
5				
6				
7				
8				
9				
10				
11				
12				
13				
14				
15				
16				
17				
18				
19				
COL TOT	0		0	

	AMOUNT DUE			
	BILL CODE	UTILITY	BILL CODE	UTILITY
	ATC		LAC	
1				
2				
3				
4				
5				
6				
7				
8		23	195 222	
9				
10				
11				
12				
13				
14		23	80 222	
15				
16				
17				
18				
19				
COL TOT	0		719	

ACCOUNTING DIRECTIONS

PAGE TOTAL 0 0

PAGE TOTAL 0 0

PAGE TOTAL 0 0

PAGE TOTAL 0 0

PAGE TOTAL 0 719

BILL NO. 767

BILL NO. 684

BILL NO. 866

BILL NO. 695

BILL NO. 981

AMOUNT DUE			
BILL CODE	UTILITY	BILL CODE	UTILITY
	LAC		ATS
1			
2			
3			
4			
5			
6			
7			
8			
9			
10			
11			
12			
13			
14			
15			
16			
17			
18			
19			
COL TOT	0		0

AMOUNT DUE			
BILL CODE	UTILITY	BILL CODE	UTILITY
	M		ATC
1			
2			
3			
4			
5			
6			
7			
8	2 195		
	3 222		
9			
10			
11			
12			
13			
14	2 80		
	3 222		
15			
16			
17			
18			
19			
COL TOT	719		0

AMOUNT DUE			
BILL CODE	UTILITY	BILL CODE	UTILITY
	NG		LAC
1			
2			
3			
4			
5			
6			
7			
8			2 178
9			
10			
11			
12			
13			
14			2 73
15			
16			
17			
18			
19			
COL TOT	0		251

AMOUNT DUE			
BILL CODE	UTILITY	BILL CODE	UTILITY
	M		ATS
1			
2			
3			
4			
5			
6			
7			
8			
9			
10			
11			
12			
13			
14			
15			
16			
17			
18			
19			
COL TOT	0		0

AMOUNT DUE			
BILL CODE	UTILITY	BILL CODE	UTILITY
	FTR		ATS
1			
2			
3			
4			
5			
6			
7			
8			
9			
10			
11			
12			
13			
14			
15			
16			
17			
18			
19			
COL TOT	0		0

ACCOUNTING DIRECTIONS

PAGE TOTAL 0 0

PAGE TOTAL 719 0

PAGE TOTAL 0 251

PAGE TOTAL 0 0

PAGE TOTAL 0 0

PAGE NO. 2C

BILL NO. 942

BILL NO. 765

BILL NO.

BILL NO.

BILL NO.

J.P. AUTH. NO. NG312721-11

	AMOUNT DUE			
	BILL CODE	UTILITY	BILL CODE	UTILITY
		ATS		TCA
1				
2				
3				
4				
5				
6				
7				
8				
9				
10				
11				
12				
13				
14				
15				
16				
17				
18				
19				
COL TOT		0		0

	AMOUNT DUE			
	BILL CODE	UTILITY	BILL CODE	UTILITY
		ATC		ATS
1				
2				
3				
4				
5				
6				
7				
8				
9				
10				
11				
12				
13				
14				
15				
16				
17				
18				
19				
COL TOT		0		0

	AMOUNT DUE			
	BILL CODE	UTILITY	BILL CODE	UTILITY
1				
2				
3				
4				
5				
6				
7				
8				
9				
10				
11				
12				
13				
14				
15				
16				
17				
18				
19				
COL TOT				

	AMOUNT DUE			
	BILL CODE	UTILITY	BILL CODE	UTILITY
1				
2				
3				
4				
5				
6				
7				
8				
9				
10				
11				
12				
13				
14				
15				
16				
17				
18				
19				
COL TOT				

	AMOUNT DUE			
	BILL CODE	UTILITY	BILL CODE	UTILITY
1				
2				
3				
4				
5				
6				
7				
8				
9				
10				
11				
12				
13				
14				
15				
16				
17				
18				
19				
COL TOT				

ACCOUNTING DIRECTIONS

PAGE TOTAL 0 0

PAGE TOTAL 0 0

PAGE TOTAL

PAGE TOTAL

PAGE TOTAL

FINAL

J.P. AUTH. NO. NG312721-11

BILL NO. 2-20-855

PAGE NO. 3 OF 4

POLE NO.	Pole Length Anchor Size	Year Set	Record								Proposed							Item No.	LOCATION AND NATURE OF WORK If not in accordance with Joint Pole agreement and routine-state reasons.	BILL CODE	UTILITY	BILL CODE	UTILITY	ACCOUNTING DIRECTIONS:														
			Class	M	E	FTR	TCA	ATC	ATS	LAC	M	E	FTR	TCA	ATC	ATS	LAC				NG		M		NG													
			Anchor Direct.																		AMOUNT																	
				L																																		
171773M 3	45	60	FT	39-8																																		
			CL-4	24-6																																		
				T23																																		
				L																																		
316341M 3	50	64	FT	43-13																																		
			CL-4	23-5																																		
				34KV																																		
304910M 3	65	62	FT	57-26		26-1	27-1	23-1		24-1																												
			CL-1	C25-1 22-4																																		
				T22 T21																																		
	3/4"	ANC	W			.50	.50																															

POLE LEGEND:
 P = PULL
 PB = PULL BUTT
 T = TRANSPORT
 S = SALVAGE
 D = DISPOSE
 TN = TENANT

L = LOWER TOP
 C(XX) = FOOTAGE CUT
 SCZ = SAFETY CLEARANCE ZONE

ANCHOR/ARM LEGEND:
 AR = ANCHOR/ARM REMOVED
 AT = ANCHOR/ARM TRANSFERRED

Show Quantity of Items to be billed in the Column of Party to be Paid.

↑ ↑ ↑ ↑ ↑ ↑ ↑ ↑

GEOGRAPHICAL LOCATION
 WEST HILLS
 COMMUNITY

COL TOT	258	0
PAGE TOTAL	258	0

BILL NO. 615

BILL NO. 967

BILL NO. 940

BILL NO. 865

BILL NO. 872

J.P. AUTH. NO. NG312721-11

BILL CODE	AMOUNT DUE	
	UTILITY E	UTILITY NG
1		
2		
3		
4		
5		
6		
7		
8		
9		
10		
11		
12		
13		
14		
15		
16		
17		
18		
19		
COL TOT	0	0

BILL CODE	AMOUNT DUE	
	UTILITY NG	UTILITY FTR
1		
2		
3		
4		
5		
6		
7		
8		
9		
10		
11		
12		
13		
14	219	
15		
16		
17		
18		
19		
COL TOT	0	19

BILL CODE	AMOUNT DUE	
	UTILITY NG	UTILITY TCA
1		
2		
3		
4		
5		
6		
7		
8		
9		
10		
11		
12		
13		
14	219	
15		
16		
17		
18		
19		
COL TOT	0	19

BILL CODE	AMOUNT DUE	
	UTILITY NG	UTILITY ATC
1		
2		
3		
4		
5		
6		
7		
8		
9		
10		
11		
12		
13		
14	228	
15		
16		
17		
18		
19		
COL TOT	0	28

BILL CODE	AMOUNT DUE	
	UTILITY NG	UTILITY ATS
1		
2		
3		
4		
5		
6		
7		
8		
9		
10		
11		
12		
13		
14		
15		
16		
17		
18		
19		
COL TOT	0	0

ACCOUNTING DIRECTIONS

PAGE TOTAL 0 0

PAGE TOTAL 0 19

PAGE TOTAL 0 19

PAGE TOTAL 0 28

PAGE TOTAL 0 0

BILL NO. 685

BILL NO. 633

BILL NO. 983

BILL NO. 959

BILL NO. 766

J.P. AUTH. NO. NG312721-11

	AMOUNT DUE			
	BILL CODE	UTILITY	BILL CODE	UTILITY
		M		LAC
1				
2				
3				
4				
5				
6				
7				
8				
9				
10				
11				
12				
13				
14				
15				
16				
17				
18				
19				
COL TOT		0		0

	AMOUNT DUE			
	BILL CODE	UTILITY	BILL CODE	UTILITY
		E		LAC
1				
2				
3				
4				
5				
6				
7				
8				
9				
10				
11				
12				
13				
14				
15				
16				
17				
18				
19				
COL TOT		0		0

	AMOUNT DUE			
	BILL CODE	UTILITY	BILL CODE	UTILITY
		FTR		LAC
1				
2				
3				
4				
5				
6				
7				
8				
9				
10				
11				
12				
13				
14				
15				
16				
17				
18				
19				
COL TOT		0		0

	AMOUNT DUE			
	BILL CODE	UTILITY	BILL CODE	UTILITY
		TCA		LAC
1				
2				
3				
4				
5				
6				
7				
8				
9				
10				
11				
12				
13				
14				
15				
16				
17				
18				
19				
COL TOT		0		0

	AMOUNT DUE			
	BILL CODE	UTILITY	BILL CODE	UTILITY
		ATC		LAC
1				
2				
3				
4				
5				
6				
7				
8				
9				
10				
11				
12				
13				
14				
15				
16				
17				
18				
19				
COL TOT		0		0

ACCOUNTING DIRECTIONS

PAGE TOTAL 0 0

PAGE TOTAL 0 0

PAGE TOTAL 0 0

PAGE TOTAL 0 0

PAGE TOTAL 0 0

PAGE NO. 3B

BILL NO. 767

BILL NO. 684

BILL NO. 866

BILL NO. 695

BILL NO. 981

J.P. AUTH. NO. NG312721-11

AMOUNT DUE			
BILL CODE	UTILITY	BILL CODE	UTILITY
	LAC		ATS
1			
2			
3			
4			
5			
6			
7			
8			
9			
10			
11			
12			
13			
14			
15			
16			
17			
18			
19			
COL TOT	0		0

AMOUNT DUE			
BILL CODE	UTILITY	BILL CODE	UTILITY
	M		ATC
1			
2			
3			
4			
5			
6			
7			
8			
9			
10			
11			
12			
13			
14			
15			
16			
17			
18			
19			
COL TOT	0		0

AMOUNT DUE			
BILL CODE	UTILITY	BILL CODE	UTILITY
	NG		LAC
1			
2			2 102
3			
4			
5			
6			
7			
8			2 98
9			
10			
11			
12			
13			
14			2 19
15			
16			
17			
18			
19			
COL TOT	0		219

AMOUNT DUE			
BILL CODE	UTILITY	BILL CODE	UTILITY
	M		ATS
1			
2			
3			
4			
5			
6			
7			
8			
9			
10			
11			
12			
13			
14			
15			
16			
17			
18			
19			
COL TOT	0		0

AMOUNT DUE			
BILL CODE	UTILITY	BILL CODE	UTILITY
	FTR		ATS
1			
2			
3			
4			
5			
6			
7			
8			
9			
10			
11			
12			
13			
14			
15			
16			
17			
18			
19			
COL TOT	0		0

ACCOUNTING DIRECTIONS

PAGE TOTAL 0 0

PAGE TOTAL 0 0

PAGE TOTAL 0 219

PAGE TOTAL 0 0

PAGE TOTAL 0 0

PAGE NO. 3C

BILL NO. 942

BILL NO. 765

BILL NO.

BILL NO.

BILL NO.

J.P. AUTH. NO. NG312721-11

	AMOUNT DUE			
	BILL CODE	UTILITY	BILL CODE	UTILITY
	ATS		TCA	
1				
2				
3				
4				
5				
6				
7				
8				
9				
10				
11				
12				
13				
14				
15				
16				
17				
18				
19				
COL TOT	0		0	

	AMOUNT DUE			
	BILL CODE	UTILITY	BILL CODE	UTILITY
	ATC		ATS	
1				
2				
3				
4				
5				
6				
7				
8				
9				
10				
11				
12				
13				
14				
15				
16				
17				
18				
19				
COL TOT	0		0	

	AMOUNT DUE			
	BILL CODE	UTILITY	BILL CODE	UTILITY
1				
2				
3				
4				
5				
6				
7				
8				
9				
10				
11				
12				
13				
14				
15				
16				
17				
18				
19				
COL TOT				

	AMOUNT DUE			
	BILL CODE	UTILITY	BILL CODE	UTILITY
1				
2				
3				
4				
5				
6				
7				
8				
9				
10				
11				
12				
13				
14				
15				
16				
17				
18				
19				
COL TOT				

	AMOUNT DUE				ACCOUNTING DIRECTIONS
	BILL CODE	UTILITY	BILL CODE	UTILITY	
1					1
2					2
3					3
4					4
5					5
6					6
7					7
8					8
9					9
10					10
11					11
12					12
13					13
14					14
15					15
16					16
17					17
18					18
19					19
COL TOT					

PAGE TOTAL 0 0

PAGE TOTAL 0 0

PAGE TOTAL

PAGE TOTAL

PAGE TOTAL

FINAL

POLE NO.	Pole Length Anchor Size	Year Set	Pole Tr Class Anchor Direct.	Record							Proposed							Item No.	LOCATION AND NATURE OF WORK If not in accordance with Joint Pole agreement and routine-state reasons	BILL CODE	UTILITY	BILL CODE	UTILITY	ACCOUNTING DIRECTIONS:							
				M	E	FTR	TCA	ATC	ATS	LAC	M	E	FTR	TCA	ATC	ATS	LAC				NG	M	UTILITY		NG						
				34KV							1/5	1/5	1/5	1/5	08	1/5															
304909M 3	65	62	FT	57-24		27-1	27-1	23-1	(28-1)	24-1	57-24		27-1	27-1	23-1	24-1	23-1		NG TO PURCH INT SEC 4.4; PL ARM 3.1 ATS 4.1, 4.3	1											
			CL-1	26-2 C26							26-2 C26				1/2																
				22-4 T22							22-4 T22																				
				T21							T20																				
	ARM					.50	.50						.50	.50																	
	ARM														.50		.50	164a													
																			COL TOT	16		0									
																			PAGE TOTAL	16		0									

POLE LEGEND:
 P = PULL
 PB = PULL BUTT
 T = TRANSPORT
 S = SALVAGE
 D = DISPOSE
 TN = TENANT

L = LOWER TOP
 C(XX) = FOOTAGE CUT
 SCZ = SAFETY CLEARANCE ZONE

ANCHOR/ARM LEGEND:
 AR = ANCHOR/ARM REMOVED
 AT = ANCHOR/ARM TRANSFERRED

Show Quantity of Items to be billed in the Column of Party to be Paid.

↑ ↑ ↑ ↑ ↑ ↑ ↑ ↑ ↑ ↑
 GEOGRAPHICAL LOCATION
 WEST HILLS
 COMMUNITY

COL TOT 16 0
 PAGE TOTAL 16 0

BILL NO. 615

BILL NO. 967

BILL NO. 940

BILL NO. 865

BILL NO. 872

J.P. AUTH. NO. NG312721-11

	AMOUNT DUE			
	BILL CODE	UTILITY	BILL CODE	UTILITY
	E	NG		
1				
2				
3				
4				
5				
6				
7				
8				
9				
10				
11				
12				
13				
14				
15				
16				
17				
18				
19				
COL TOT	0	0		

	AMOUNT DUE			
	BILL CODE	UTILITY	BILL CODE	UTILITY
	NG	FTR		
1				
2		216		
3				
4				
5				
6				
7				
8				
9				
10				
11				
12				
13				
14				
15				
16				
17				
18				
19				
COL TOT	0	16		

	AMOUNT DUE			
	BILL CODE	UTILITY	BILL CODE	UTILITY
	NG	TCA		
1				
2		216		
3				
4				
5				
6				
7				
8				
9				
10				
11				
12				
13				
14				
15				
16				
17				
18				
19				
COL TOT	0	16		

	AMOUNT DUE			
	BILL CODE	UTILITY	BILL CODE	UTILITY
	NG	ATC		
1				
2		225		
3				
4				
5				
6				
7	1	126		
8				
9				
10				
11				
12				
13				
14				
15				
16				
17				
18				
19				
COL TOT	126	25		

	AMOUNT DUE			
	BILL CODE	UTILITY	BILL CODE	UTILITY
	NG	ATS		
1				
2				
3				
4				
5				
6				
7				
8				
9				
10				
11				
12				
13				
14				
15				
16				
17				
18				
19				
COL TOT	0	0		

ACCOUNTING DIRECTIONS

PAGE TOTAL 0 0

PAGE TOTAL 0 16

PAGE TOTAL 0 16

PAGE TOTAL 126 25

PAGE TOTAL 0 0

PAGE NO. 4A

BILL NO. 685

BILL NO. 633

BILL NO. 983

BILL NO. 959

BILL NO. 766

J.P. AUTH. NO. NG312721-11

BILL CODE	AMOUNT DUE	
	UTILITY M	UTILITY LAC
1		
2		
3		
4		
5		
6		
7		
8		
9		
10		
11		
12		
13		
14		
15		
16		
17		
18		
19		
COL TOT	0	0

BILL CODE	AMOUNT DUE	
	UTILITY E	UTILITY LAC
1		
2		
3		
4		
5		
6		
7		
8		
9		
10		
11		
12		
13		
14		
15		
16		
17		
18		
19		
COL TOT	0	0

BILL CODE	AMOUNT DUE	
	UTILITY FTR	UTILITY LAC
1		
2		
3		
4		
5		
6		
7		
8		
9		
10		
11		
12		
13		
14		
15		
16		
17		
18		
19		
COL TOT	0	0

BILL CODE	AMOUNT DUE	
	UTILITY TCA	UTILITY LAC
1		
2		
3		
4		
5		
6		
7		
8		
9		
10		
11		
12		
13		
14		
15		
16		
17		
18		
19		
COL TOT	0	0

BILL CODE	AMOUNT DUE	
	UTILITY ATC	UTILITY LAC
1		
2		
3		
4		
5		
6		
7		
8		
9		
10		
11		
12		
13		
14		
15		
16		
17		
18		
19		
COL TOT	0	0

ACCOUNTING DIRECTIONS

PAGE TOTAL 0 0

PAGE TOTAL 0 0

PAGE TOTAL 0 0

PAGE TOTAL 0 0

PAGE TOTAL 0 0

PAGE NO. 4B

BILL NO. 767

BILL NO. 684

BILL NO. 866

BILL NO. 695

BILL NO. 981

ACCOUNTING DIRECTIONS

AMOUNT DUE			
BILL CODE	UTILITY	BILL CODE	UTILITY
	LAC		ATS
1			
2	19		
3	10		
4			
5			
6			
7			
8			
9			
10			
11			
12			
13			
14			
15			
16			
17			
18			
19			
COL TOT	29		0

AMOUNT DUE			
BILL CODE	UTILITY	BILL CODE	UTILITY
	M		ATC
1			
2			
3			
4			
5			
6			
7			
8			
9			
10			
11			
12			
13			
14			
15			
16			
17			
18			
19			
COL TOT	0		0

AMOUNT DUE			
BILL CODE	UTILITY	BILL CODE	UTILITY
	NG		LAC
1			
2			16
3			
4			
5			
6			
7			
8			
9			
10			
11			
12			
13			
14			
15			
16			
17			
18			
19			
COL TOT	0		16

AMOUNT DUE			
BILL CODE	UTILITY	BILL CODE	UTILITY
	M		ATS
1			
2	19		
3	10		
4			
5			
6			
7			
8			
9			
10			
11			
12			
13			
14			
15			
16			
17			
18			
19			
COL TOT	29		0

AMOUNT DUE			
BILL CODE	UTILITY	BILL CODE	UTILITY
	FTR		ATS
1			
2	19		
3	10		
4			
5			
6			
7			
8			
9			
10			
11			
12			
13			
14			
15			
16			
17			
18			
19			
COL TOT	29		0

PAGE TOTAL 29 0

PAGE TOTAL 0 0

PAGE TOTAL 0 16

PAGE TOTAL 29 0

PAGE TOTAL 29 0

BILL NO. 942

BILL NO. 765

BILL NO.

BILL NO.

BILL NO.

J.P. AUTH. NO. NG312721-11

AMOUNT DUE			
BILL CODE	UTILITY	BILL CODE	UTILITY
	ATS		TCA
1			
2		23	19 10
3			
4			
5			
6			
7			
8			
9			
10			
11			
12			
13			
14			
15			
16			
17			
18			
19			
COL TOT	0		29

AMOUNT DUE			
BILL CODE	UTILITY	BILL CODE	UTILITY
	ATC		ATS
1			
2	23		19 10
3			
4			
5			
6			
7			
8			
9			
10			
11			
12			
13			
14			
15			
16			
17			
18			
19			
COL TOT	29		0

AMOUNT DUE			
BILL CODE	UTILITY	BILL CODE	UTILITY
1			
2			
3			
4			
5			
6			
7			
8			
9			
10			
11			
12			
13			
14			
15			
16			
17			
18			
19			
COL TOT			

AMOUNT DUE			
BILL CODE	UTILITY	BILL CODE	UTILITY
1			
2			
3			
4			
5			
6			
7			
8			
9			
10			
11			
12			
13			
14			
15			
16			
17			
18			
19			
COL TOT			

AMOUNT DUE			
BILL CODE	UTILITY	BILL CODE	UTILITY
1			
2			
3			
4			
5			
6			
7			
8			
9			
10			
11			
12			
13			
14			
15			
16			
17			
18			
19			
COL TOT			

ACCOUNTING DIRECTIONS

PAGE TOTAL 0 29

PAGE TOTAL 29 0

PAGE TOTAL

PAGE TOTAL

PAGE TOTAL

PAGE NO. 4D

NG356008-02-01

BILLING		CHECKING	
CURRENT WAY	NEW PROPOSED WAY 2	CURRENT WAY	NEW PROPOSED WAY 2
Enter into Friend	0.5	0.5	0.5
Pull cards	1	1	
Verify records against JPA	8	8	
Grade and space	20	2	
Who's billing	10	3	
Percent	5	1	
Second pages	3	3	
Billing	20	14	
Log out of Excel	0.5		
TOTAL TIME	68	32.5	36.5

Time is in minutes

CURRENT WAY	NEW PROPOSED WAY 2	CURRENT WAY	NEW PROPOSED WAY 2	CURRENT WAY	NEW PROPOSED WAY 2
855	855	977	977	937	937
M BILL NG	M BILL NG	M BILL FTR	M BILL FTR	M BILL TCA	M BILL TCA
\$1,868	\$1,687	\$4,405	\$3,639	\$2,860	\$2,282
M LOSES \$181		M LOSES \$766		M LOSES \$578	

CURRENT WAY	NEW PROPOSED WAY 2	CURRENT WAY	NEW PROPOSED WAY 2
967	967	940	940
FTR BILL NG	FTR BILL NG	TCA BILL NG	TCA BILL NG
\$195	\$240	\$178	\$212
FTR GAINS \$45		TCA GAINS \$34	

Billing
Checking
TOTAL

CURRENT WAY	NEW PROPOSED WAY 2	DIFFERENCE IN TIME
68	32.5	35.5
36.5	19.5	17
104.5	52	52.5

Biller Level
III .725

	CURRENT WAY COST	NEW PROPOSED WAY 2	DIFFERENCE IN TIME COST
Billing	\$ 49.30	\$ 23.56	\$ 25.74
Checking	\$ 26.46	\$ 14.14	\$ 12.33
TOTAL	\$ 75.76	\$ 37.70	\$ 38.06

Current Way

BILL NO. 2-20-855, 977, 937, 967, 940 **FINAL**

AUTHORIZATION FOR JOINT POLE TRANSACTION

J.P. FORM 2-1 Rev 07/13

PAGE NO. 1 This authorization is in accordance with Joint Pole Agreement and Routine. The undersigned have agreed on joint work as specified heron.

Date Prepared 4/10/2019 In Field By Telephone Date Completed APR 15 2019 Pages 2 J.P. Auth No NG356008-02-01

Date Sent 4/12/2016 Confirming Agreement 3/19/2018

COSTS and BILLING DATA

- BILLING CODES
1. PLACED CURRENT YEAR
 2. PLACED PRIOR YEAR
 3. UNAUTHORIZED ATTACHMENT
 4. SALVAGE VALUE
 5. AUTHORIZED COSTS

BILL NO. 855

UTILITY	REPRESENTATIVE	DISTRICT-DIVISION-EXCHANGE	APPROVED	TAXING INSTRUCTIONS	ACCOUNTING DATA											
FTR	Jeff Hartman	LOS ANGELES	S. GANA	LOS ANGELES												
M	D. Walls	LOS ANGELES	P. MORALES	LOS ANGELES	RECORD ONLY											
TCA	Lynn Prescott	LOS ANGELES	A. COLE	LOS ANGELES	165822											
NG	Jon Schweers (714) 905-5099	SAN JOSE	EARLE CARRION	SANTA CLARA	JOB:VZW-356008 MAP:6402-1916											
POLE NO.	Pole Length	Year Set	Pole Treat	Record			Proposed				Item No.	LOCATION AND NATURE OF WORK <small>If not in accordance with Joint Pole agreement and routine-state reasons.</small>	BILL CODE	AMOUNT DUE		ACCOUNTING DIRECTIONS:
				Class	FTR	M	TCA	FTR	M	TCA				NG	UTILITY M TOTAL AMT	
				Anchor Direct.									AMOUNT	AMOUNT		
					C	-	C	C	16KV	.54	.14	.12				
421975M	70	15	FT/3H	(24-1)	100	(26-1)	24-6	61-29	26-1	25-1	1/2	1/4	2	819		2: Proposed > FTR 1/4 M-6' 3: RECORD > TCA 1/4 M-1'
LOG 1			ARM		1/3		.50	FALL		.50			3	1	FREE	2 Proposed 1/4 M-NG + 1/2 NG
				(31)	6	30	1	6	20.5	1	5	(31)	4			
					C	-	C	C	16KV	.51	.14	.14	6			
421968M	70	16	FT/3H	(25-7)	100	(27-1)	25-7	61-28	27-1	26-1	1/4	1/4	7	869		2: Proposed > FTR 1/4 M-7' 3: RECORD > TCA 1/3 M-1'
LOC 2				(31)	1/3		7	28	1	1	(31)	8				2: Prop > TCA 1/4 M-1' 3: RECORD > TCA 1/3 M-1'
					7	1	7	1				9				2: Prop > Ng 1/4 M-NG 1-'
												10				
												11				
												12				
												13				
												COL TOT	1688	0		

POLE LEGEND:
 P = PULL (Item 5A)
 PB = PULL BUTT
 T = TRANSPORT (Item 5B)
 S = SALVAGE
 D = DISPOSE (Item 5D)
 TN = TENANT

L = LOWER TOP (Item 5E)
 C(XX) = FOOTAGE CUT
 SCZ = SAFETY CLEARANCE ZONE

ANCHOR/ARM LEGEND:
 AR = ANCHOR/ARM REMOVED
 AT = ANCHOR/ARM TRANSFERRED

Show quantity of items to be billed in the Column of Party to be Paid.

GEOGRAPHICAL LOCATION

NORTHRIDGE

FORM 48 SENT 12/9/2016

PAGE TOTAL 1688

0

K

COSTS and BILLING DATE

BILL NO. 2-20-977,937,967,940

FINAL

BILLING CODES

1. PLACED CURRENT YEAR
2. PLACED PRIOR YEAR
3. UNAUTHORIZED ATTACHMENT
4. SALVAGE VALUE
5. AUTHORIZED COST

J.P. AUTH. NO. NG356008-02-01

BILL NO. 977

AMOUNT DUE			
BILL CODE	UTILITY	BILL CODE	UTILITY
	M		FTR
TOTAL AMT		TOTAL AMT	
4405		0	
AMOUNT		AMOUNT	
1.			
2.	23 1333 795		
3.			
4.			
5.			
6.			
7.	13 1432 845		
8.			
9.			
10.			
11.			
12.			
13.			
COL TOL	4405		0

BILL NO. 937

AMOUNT DUE			
BILL CODE	UTILITY	BILL CODE	UTILITY
	M		TCA
TOTAL AMT		TOTAL AMT	
2860		0	
AMOUNT		AMOUNT	
1.			
2.	23 865 562		
3.			
4.			
5.			
6.			
7.	13 869 564		
8.			
9.			
10.			
11.			
12.			
13.			
COL TOL	2860		0

BILL NO. 967

AMOUNT DUE			
BILL CODE	UTILITY	BILL CODE	UTILITY
	NG		FTR
TOTAL AMT		TOTAL AMT	
0		195	
AMOUNT		AMOUNT	
1.			
2.			
3.			
4.			
5.			
6.			
7.			
8.			
9.			
10.			
11.			
12.			
13.			
COL TOL	0		0

BILL NO. 940

AMOUNT DUE			
BILL CODE	UTILITY	BILL CODE	UTILITY
	NG		TCA
TOTAL AMT		TOTAL AMT	
0		178	
AMOUNT		AMOUNT	
1.			
2.			
3.			
4.			
5.			
6.			
7.			
8.			
9.			
10.			
11.			
12.			
13.			
COL TOL	0		0

BILL NO.

AMOUNT DUE			
BILL CODE	UTILITY	BILL CODE	UTILITY
TOTAL AMT		TOTAL AMT	
AMOUNT		AMOUNT	
1.			
2.			
3.			
4.			
5.			
6.			
7.			
8.			
9.			
10.			
11.			
12.			
13.			
COL TOL			

ACCOUNTING DIRECTIONS:

PAGE TOTAL 4405 0

PAGE TOTAL 2860 0

PAGE TOTAL 0 0

PAGE TOTAL 0 0

PAGE TOTAL _____

POLE NO.	Pole Length Anchor Size	Year Set	Pole Tr Class Anchor Decd.	Record				Proposed				Item No.	LOCATION AND NATURE OF WORK If not in accordance with Joint Pole agreement and routine-state reasons.	BILL CODE	UTILITY		ACCOUNTING DIRECTIONS:
				FTR	M	TCA	NG	FTR	M	TCA	NG				M AMOUNT	NG AMOUNT	
93192M	3	55	63	FT / CL2	27 - 1 25 - 7	48 - 14 26 - 1	28 - 1	(27-1)	27 - 9 TN 27	48 - 14	28 - 1	27 - 1	NG TO PURCHASE SEC 4.4 & PL CA ARM SEC 3.1 & REARRANGE SEC 10.9	1			
LOC 3				TN 27	3/4	5		8.5	14	1	.5	(24)	ZELZAH AV E/S 255' S/O SAN JOSE ST	2	39		1: Proposed 3: Record
				ARM	7.5	15	1	.5	50				NG TO PLACE CABLE ARM	4			
									FREE				NG TO MV TV TO CA ARM @ NO COST	5			
													NG TO PURCHASE SEC 4.4 & PL CA ARM SEC 3.1 & REARRANGE SEC 10.9, PL GA SEC 19.2	6			
93193M	3	55	63	FT CL3	26 - 8	48 - 16	26 - 1	(26-1)	26 - 8 TN 26	48 - 17	26 - 1	26 - 1	ZELZAH AV E/S 325' N/O HIAWATHA ST	8	39		2: Proposed 3: Record
LOC 4				ARM	7.34	16	3.3	3.3	17	3.3		(25)	NG TO PL GUARD ARM @ 270"	9	20		NG 3/4: M/FTR/TCA - 1/6
				ARM	6	3/4			.33		.33		NG TO PLACE CABLE ARM	10			
									free				NG TO MV TV & FC TO CA ARM @ NO COST	11			
													NG TO PURCHASE SEC 4.4 & ATTCH TO EXIST CA ARM SEC 14.1	12			
93194M	3	55	63	FT CL3	27 - 1 25 - 7	48 - 14 26 - 1	28 - 1	(26-1)	27 - 1 26 - 8	48 - 14	28 - 1	26 - 1	ZELZAH AV E/S 150' N/O HIAWATHA ST EXTD	14	39		2: Proposed 3: Record
LOC 5				TN 27	8	1.5	1	1/2	8.5	14	1	.5	NG TO ATTACH EXIST CA ARM	15	23		NG 3/4 FTR - 1/2 3/4 M - 1/2
				ARM	ALL				.50					16			
														17			
														18			
														19			
												COL TOT	180	0			
												PAGE TOTAL	180	0			

POLE LEGEND: L = LOWER TOP (Item 5E)
 P = PULL (Item 5C(XX)) = FOOTAGE CUT
 PB = PULL BUT SCZ = SAFETY CLEARANCE ZONE
 T = TRANSPORT (Item 5B)
 S = SALVAGE ANCHOR/ARM LEGEND:
 D = DISPOSE (AR = ANCHOR/ARM REMOVED)
 TN = TENANT AT = ANCHOR/ARM TRANSFERRED

Show Quantity of Items to be billed in the Column of Party to be Paid.

GEOGRAPHICAL LOCATION
 NORTHDRIDGE
 COMMUNITY

NG 3/4 FTR - 1/2
 3/4 FTR - 1/2

NG 3/4: M/FTR/TCA - 1/6
 3/4 FTR/TCA - 1/3

NG 3/4 FTR - 1/2
 3/4 M - 1/2

BILL NO. 977

BILL NO. 937

BILL NO. 967

BILL NO. 940

BILL NO. J.P. AUTH. NO. NG356008-02-01

	AMOUNT DUE			
	BILL CODE	UTILITY	BILL CODE	UTILITY
	M	FTR		
1				
2				
3				
4				
5				
6				
7				
8				
9				
10				
11				
12				
13				
14				
15				
16				
17				
18				
19				
COL TOT	0	0		

	AMOUNT DUE			
	BILL CODE	UTILITY	BILL CODE	UTILITY
	M	TCA		
1				
2				
3				
4				
5				
6				
7				
8				
9				
10				
11				
12				
13				
14				
15				
16				
17				
18				
19				
COL TOT	0	0		

	AMOUNT DUE			
	BILL CODE	UTILITY	BILL CODE	UTILITY
	NG	FTR		
1				
2			2 46	
3			3 23	
4				
5				
6				
7				
8			2 39	
9			3 21	
10			1 FREE	
11				
12				
13				
14			2 46	
15			3 20	
16			1 FREE	
17				
18				
19				
COL TOT	0		195	

	AMOUNT DUE			
	BILL CODE	UTILITY	BILL CODE	UTILITY
	NG	TCA		
1				
2			2 39	
3			3 20	
4				
5				
6				
7				
8			2 39	
9			3 21	
10			1 FREE	
11				
12				
13				
14			2 39	
15			3 20	
16				
17				
18				
19				
COL TOT	0		178	

	AMOUNT DUE			
	BILL CODE	UTILITY	BILL CODE	UTILITY
1				
2				
3				
4				
5				
6				
7				
8				
9				
10				
11				
12				
13				
14				
15				
16				
17				
18				
19				
COL TOT				

ACCOUNTING DIRECTIONS

PAGE TOTAL 0 0

PAGE TOTAL 0 0

PAGE TOTAL 0 195

PAGE TOTAL 0 178

PAGE TOTAL

PAGE NO. 2A

New Proposed Way 2

BILL NO. 2-20-855, 977, 937, 967, 940 FINAL

AUTHORIZATION FOR JOINT POLE TRANSACTION

J.P. FORM 2-1 Rev 07/13

PAGE NO. 1

This authorization is in accordance with Joint Pole Agreement and Routine. The undersigned have agreed on joint work as specified heron.

Date Prepared 4/10/2019

In Field

By Telephone

Date Completed APR 15 2019

J.P. Auth No NG356008-02-01

COSTS and BILLING DATA

- BILLING CODES
1. PLACED CURRENT YEAR
 2. PLACED PRIOR YEAR
 3. UNAUTHORIZED ATTACHMENT
 4. SALVAGE VALUE
 5. AUTHORIZED COSTS

Bill by: 4.1 Proposed Side of JPA. 2019 Cost.

UTILITY	REPRESENTATIVE	DISTRICT-DIVISION-EXCHANGE	APPROVED	TAXING INSTRUCTIONS	ACCOUNTING DATA
FTR	Jeff Hartman	LOS ANGELES	S. GANA	LOS ANGELES	
M	D. Walls	LOS ANGELES	P. MORALES	LOS ANGELES	RECORD ONLY
TCA	Lynn Prescott	LOS ANGELES	A. COLE	LOS ANGELES	165822

BILL NO. 855

UTILITY	REPRESENTATIVE	DISTRICT-DIVISION-EXCHANGE	APPROVED	TAXING INSTRUCTIONS	ACCOUNTING DATA
NG	Jon Schweers (714) 905-5099	SAN JOSE	EARLE CARRION	SANTA CLARA	JOB:VZW-356008 MAP:6402-1916

POLE NO.	Pole Length	Year Set	Pole Treat	Class	Record				Proposed				Item No.	LOCATION AND NATURE OF WORK <small>If not in accordance with Joint Pole agreement and routine-state reasons.</small>	
					FTR	M	TCA	NG	FTR	M	TCA	NG			
					C	-	C			C	18KV	C	.12		NG TO PURCHASE SEC 4.4 & PL CA ARM SEC 3.1 & REARRANGE SEC 10.9, FTR, TCA PURCHASE SEC 4.1A
421975M	70	15	FT / 3H	(24-6)	100	(26-1)			24-6	61-29	25-1	26-1	25-1	164a	ZELZAH AV E/S 20' N/O SAN JOSE ST 1/4-
LOC 1			ARM						6	30	File		.50		NG TO PLACE CABLE ARM
															NG TO MV TV TO CA ARM @ NO COST
					C	-				C	18KV	C	.13		NG TO PURCHASE SEC 4.0 & REARRANGE SEC 10.9, FTR, TCA PURCHASE SEC 4.1A
421968M	70	16	FT / 3H	(25-7)	100	(27-1)			25-7	61-28	27-1	26-1		164a	ZELZAH AV E/S 70' S/O SAN JOSE ST 1/4-
LOC 2									7	28	1		1		NG TO LOWER TEL @ NO COST

AMOUNT DUE	
UTILITY	UTILITY
M	NG
TOTAL AMT	TOTAL AMT
1687	0
AMOUNT	AMOUNT

ACCOUNTING DIRECTIONS:

POLE LEGEND:
 P = PULL (Item 5A)
 PB = PULL BUTT
 T = TRANSPORT (Item 5B)
 S = SALVAGE
 D = DISPOSE (Item 5D)
 TN = TENANT

ANCHOR/ARM LEGEND:
 AR = ANCHOR/ARM REMOVED
 AT = ANCHOR/ARM TRANSFERRED

Show quantity of items to be billed in the Column of Party to be Paid.

GEOGRAPHICAL LOCATION

NORTHRIDGE

FORM 48 SENT 12/9/2016

COL TOT 1480

PAGE TOTAL 1480

Handwritten mark

COSTS and BILLING DATE

BILL NO. 2-20-977,937,967,940

FINAL

BILLING CODES

- 1. PLACED CURRENT YEAR
- 2. PLACED PRIOR YEAR
- 3. UNAUTHORIZED ATTACHMENT
- 4. SALVAGE VALUE
- 5. AUTHORIZED COST

J.P. AUTH. NO. NG356008-02-01

BILL NO. 977

AMOUNT DUE			
BILL CODE	UTILITY	BILL CODE	UTILITY
	M		FTR
TOTAL AMT		TOTAL AMT	
3639		0	
AMOUNT		AMOUNT	

BILL NO. 937

AMOUNT DUE			
BILL CODE	UTILITY	BILL CODE	UTILITY
	M		TCA
TOTAL AMT		TOTAL AMT	
2282		0	
AMOUNT		AMOUNT	

BILL NO. 967

AMOUNT DUE			
BILL CODE	UTILITY	BILL CODE	UTILITY
	NG		FTR
TOTAL AMT		TOTAL AMT	
0		240	
AMOUNT		AMOUNT	

BILL NO. 940

AMOUNT DUE			
BILL CODE	UTILITY	BILL CODE	UTILITY
	NG		TCA
TOTAL AMT		TOTAL AMT	
0		212	
AMOUNT		AMOUNT	

BILL NO.

AMOUNT DUE			
BILL CODE	UTILITY	BILL CODE	UTILITY
TOTAL AMT		TOTAL AMT	
AMOUNT		AMOUNT	

ACCOUNTING DIRECTIONS:

1.			
2.	2/3	1166 583	
3.			
4.			
5.			
6.			
7.	2/3	1260 630	
8.			
9.			
10.			
11.			
12.			
13.			
COL TOL	3639	0	

1.			
2.	2/3	757 379	
3.			
4.			
5.			
6.			
7.	2/3	764 382	
8.			
9.			
10.			
11.			
12.			
13.			
COL TOL	2282	0	

1.			
2.			
3.			
4.			
5.			
6.			
7.			
8.			
9.			
10.			
11.			
12.			
13.			
COL TOL	0	0	

1.			
2.			
3.			
4.			
5.			
6.			
7.			
8.			
9.			
10.			
11.			
12.			
13.			
COL TOL	0	0	

1.			
2.			
3.			
4.			
5.			
6.			
7.			
8.			
9.			
10.			
11.			
12.			
13.			
COL TOL			

POLE NO.	Pole Length Anchor Size	Year Set	Record				Proposed				Item No.	LOCATION AND NATURE OF WORK If not in accordance with Joint Pole agreement and routine-state reasons.	BILL CODE	UTILITY		ACCOUNTING DIRECTIONS:
			Class Anchor Direct.	FTR	M	TCA	NG	FTR	M	TCA				NG	M AMOUNT	
				C	L	C							1			
93192M	3 55	63	FT / CL2	27 - 1 25 - 7	48 - 14 28 - 1	28 - 1	(27-1)	27 - 9 TN 27	48 - 14	28 - 1	27 - 1	ZELZAH AV E/S 255' S/O SAN JOSE ST	3/4	2 3	46 23	
LOC 3				TN 27				8.5	14	1	.5					
			ARM					.50 FREE			.50	164a	NG TO PLACE CABLE ARM	4		
													NG TO MV TV TO CA ARM @ NO COST	5		
														6		
				C	L	C							NG TO PURCHASE SEC 4.4 & PL CA ARM SEC 3.1 & REARRANGE SEC 10.9, PL GA SEC 19.2	7		
93193M	3 55	63	FT / CL3	26 - 8	48 - 16	26 - 1	(26-1)	26 - 8 TN 26	48 - 17	26 - 1	26 - 1	ZELZAH AV E/S 325' N/O HIAWATHA ST	3/4	2 3	46 23	
LOC 4			ARM					.34	17	.33	.33	161a	NG TO PL GUARD ARM @ 27'0"	9		
			ARM					.34		.33 FREE	.33	164a	NG TO PLACE CABLE ARM	10		
													NG TO MV TV & FC TO CA ARM @ NO COST	11		
														12		
				C	L	C							NG TO PURCHASE SEC 4.4 & ATTCH TO EXIST CA ARM SEC 14.1	13		
93194M	3 55	63	FT / CL3	27 - 1 25 - 7	48 - 14 26 - 1	28 - 1	(26-1)	27 - 1 26 - 8	48 - 14	28 - 1	26 - 1	ZELZAH AV E/S 150' N/O HIAWATHA ST EXTD	3/4	2 3	46 23	
LOC 5				TN 27				8.5	14	1	.5			15		
			ARM	ALL				.50			.50	164e	NG TO ATTACH EXIST CA ARM	16		
														17		
														18		
														19		

POLE LEGEND: L = LOWER TOP (Item 5E)
 P = PULL (Item 5 C/XX) = FOOTAGE CUT
 PB = PULL BUT SCZ = SAFETY CLEARANCE ZONE
 T = TRANSPORT (Item 5B)
 S = SALVAGE ANCHOR/ARM LEGEND:
 D = DISPOSE (the AR = ANCHOR/ARM REMOVED)
 TN = TENANT AT = ANCHOR/ARM TRANSFERRED

Show Quantity of Items to be billed in the Column of Party to be Paid.

GEOGRAPHICAL LOCATION
 NORTHDRIDGE
 COMMUNITY

COL TOT 207

PAGE TOTAL 207

0

0

BILL NO. 977

BILL NO. 937

BILL NO. 967

BILL NO. 940

BILL NO. J.P. AUTH. NO. NG356008-02-01

AMOUNT DUE			
BILL CODE	UTILITY	BILL CODE	UTILITY
	M		FTR
1			
2			
3			
4			
5			
6			
7			
8			
9			
10			
11			
12			
13			
14			
15			
16			
17			
18			
19			
COL TOT	0		0

AMOUNT DUE			
BILL CODE	UTILITY	BILL CODE	UTILITY
	M		TCA
1			
2			
3			
4			
5			
6			
7			
8			
9			
10			
11			
12			
13			
14			
15			
16			
17			
18			
19			
COL TOT	0		0

AMOUNT DUE			
BILL CODE	UTILITY	BILL CODE	UTILITY
	NG		FTR
1			
2		2	55
3		3	28
4	1		FREE
5			
6			
7			
8		2	49
9		3	25
10	1		FREE
11			
12			
13			
14		2	55
15		3	28
16		2	FREE
17			
18			
19			
COL TOT	0		240

AMOUNT DUE			
BILL CODE	UTILITY	BILL CODE	UTILITY
	NG		TCA
1			
2		2	46
3		3	23
4			
5			
6			
7			
8		2	49
9		3	25
10	1		FREE
11			
12			
13			
14		2	46
15		3	23
16			
17			
18			
19			
COL TOT	0		212

AMOUNT DUE			
BILL CODE	UTILITY	BILL CODE	UTILITY
1			
2			
3			
4			
5			
6			
7			
8			
9			
10			
11			
12			
13			
14			
15			
16			
17			
18			
19			
COL TOT			

ACCOUNTING DIRECTIONS

1234X

BILLING			CHECKING	
CURRENT WAY	NEW PROPOSED WAY 2		CURRENT WAY	NEW PROPOSED WAY 2
0.5	0.5	Verify records aGAINsAt JPA	1	1
1	1	Grade and space	5	2
3	3	Who's billing	5	1
8	2	Percent	1	1
7	2	Verify Billing	20	8
5	5	Log out of Excel	0.5	0.5
4	4			
32	21			
0.5	0.5			
TOTAL TIME	61	TOTAL TIME	32.5	13.5

Time is in minutes

CURRENT WAY	NEW PROPOSED WAY 2	CURRENT WAY	NEW PROPOSED WAY 2	CURRENT WAY	NEW PROPOSED WAY 2
615	615	854	854	865	865
E BILL NG	E BILL NG	H BILL NG	H BILL NG	ATC BILL NG	ATC BILL NG
\$129	\$137	\$123	\$131	\$123	\$131
E GAINS \$8		H GAINS \$8		ATC GAINS \$8	

CURRENT WAY	NEW PROPOSED WAY 2	CURRENT WAY	NEW PROPOSED WAY 2	CURRENT WAY	NEW PROPOSED WAY 2
866	866	867	867	629	629
LAC BILL NG	LAC BILL NG	PBM BILL NG	PBM BILL NG	E BILL ATS	E BILL ATS
\$129	\$137	\$30	\$32	\$30	\$32
LAC GAINS \$8		PBM GAINS \$2		E GAINS \$2	

CURRENT WAY	NEW PROPOSED WAY 2	CURRENT WAY	NEW PROPOSED WAY 2	CURRENT WAY	NEW PROPOSED WAY 2
660	660	765	765	767	767
H BILL ATS	H BILL ATS	ATC BILL ATS	ATC BILL ATS	LAC BILL ATS	LAC BILL ATS
\$30	\$32	\$30	\$32	\$30	\$32
H GAINS \$2		ATC GAINS \$2		LAC GAINS \$2	

CURRENT WAY	NEW PROPOSED WAY 2	CURRENT WAY	NEW PROPOSED WAY 2	CURRENT WAY	NEW PROPOSED WAY 2
824	824	635	635	823	823
PBM BILL ATS	PBM BILL ATS	E BILL PBM	E BILL PBM	H BILL PBM	H BILL PBM
\$30	\$32	\$39	\$44	\$56	\$60
PBM GAINS \$2		E GAINS \$5		H GAINS \$4	

CURRENT WAY	NEW PROPOSED WAY 2	CURRENT WAY	NEW PROPOSED WAY 2
821	821	822	822
ATC BILL PBM	ATC BILL PBM	LAC BILL PBM	LAC BILL PBM
\$39	\$44	\$39	\$44
ATC GAINS \$5		LAC GAINS \$5	

	CURRENT WAY	NEW PROPOSED WAY 2	DIFFERENCE IN TIME
Billing	61	39	22
Checking	32.5	13.5	19
TOTAL	93.5	52.5	41

	CURRENT WAY COST	NEW PROPOSED WAY 2	DIFFERENCE IN TIME COST
Billing	\$ 44.23	\$ 28.28	\$ 15.95
Checking	\$ 23.56	\$ 9.79	\$ 13.78
TOTAL	\$ 67.79	\$ 38.06	\$ 29.73

Billed Level III
7/25

Date Prepared _____

This authorization is in accordance with Joint Pole Agreement and Routine. The undersigned have agreed on joint work as specified hereon.

PAGE NO. 635, 823, 821, 822

Date Sent 6/20/2017

Confirming Agreement _____

Field

By Telephone

Date Completed JUN 17 2019

No. of Pages _____

J.P. Auth.No. 1234X

UTILITY	REPRESENTATIVE	DISTRICT-DIVISION-EXCHANGE	APPROVED	TAXING INSTRUCTIONS	ACCOUNTING DATA
			<h1>Current Way</h1>		

POLE NO.	Pole Length	Year Set	Pole Trt. Class	Record							Proposed							Item No.	LOCATION AND NATURE OF WORK <small>If not in accordance with Joint Pole agreement and routine-state reasons.</small>							
				L E	H	ATC	LAC	PBM	NG	ATS	L E	H	ATC	LAC	PBM	NG	ATS									
				3) 1/6			1/6							2) 1/6			1/6									
601785E	45	65	FT CL4	39-7 26-1	24-6 T24	25-1	26-1						29 39-7 26-1	27 24-6 T24	16 25-1	14 26-1										1. 2. 3.
				7.34	6	1	.33			.33	15															4. NG 2 PROP 3. REC
				2) 1/10	1/10	1/10	1/10	1/10	1/10 = 5/10 = 1/2				24 39-6 28-1	23 25-3 21-3	11 26-1	11 27-1	11 22-1	10 28-1	10 28-1							5. 6.
622603E	45	65	FT CL1	39-6 27-1	24-2 21-3	26-1	25-1	22-1	(28-1)	(28-1)			6.34 28-1	6 21-3	1 26-1	1 27-1	1 22-1	.33 28-1	.33 28-1							7. 8. MORE-LESS NG/ATS 2: REC 3: REC
				3) 1/4	1/4	1/4	1/4							2) 1/2			1/2									9.
622501E	50	65	FT CL2	43-11 27-1	24-6	26-1	25-1	(24-1)	(28-1)				43-11 28-1	25-7	22 26-1	12 27-1	11 24-1	11 28-1								10. 11. 12.
				12	55	1	1	.5	1	21								.5	.5							NG MORE-LESS 4- PBM LESS-MORE NG 2: REC 3: REC PBM 2: PROP 3: REC
				2) 1/6									11.5	6.5	1	1	.5	.5								

POLE LEGEND:
 F = FULL
 PB = FULL BUILT
 I = TRANSPORT
 S = SALVAGE
 U = DISPOSE
 TN = TENANT
 L = LOWER CUT
 CMAA = FULLY ASSEMBLED
 SCZ = SAFETY CLEARANCE ZONE
ANCHOR LEGEND:
 AK = ANCHOR/ARM REMOVED
 AT = ANCHOR/ARM TRANSFERRED

Show Quantity of items to be billed in the Column of Party to be Paid.

GEOGRAPHICAL LOCATION

VAN NUYS COMMUNITY

FORM 48 SENT _____

COSTS and BILLING DATE

BILL NO. 2-20-615,854,865,866,867,

FINAL

BILLING CODES

1. PLACED CURRENT YEAR
2. PLACED PRIOR YEAR
3. UNAUTHORIZED ATTACHMENT
4. SALVAGE VALUE
5. AUTHORIZED COST

J.P. AUTH. NO. 1234X

BILL NO. **615**

AMOUNT DUE			
BILL CODE	UTILITY	BILL CODE	UTILITY
	E		NG
TOTAL AMT		TOTAL AMT	
AMOUNT		AMOUNT	
129		0	

BILL NO. **854**

AMOUNT DUE			
BILL CODE	UTILITY	BILL CODE	UTILITY
	NG		H
TOTAL AMT		TOTAL AMT	
AMOUNT		AMOUNT	
0		123	

BILL NO. **865**

AMOUNT DUE			
BILL CODE	UTILITY	BILL CODE	UTILITY
	NG		ATC
TOTAL AMT		TOTAL AMT	
AMOUNT		AMOUNT	
0		123	

BILL NO. **866**

AMOUNT DUE			
BILL CODE	UTILITY	BILL CODE	UTILITY
	NG		LAC
TOTAL AMT		TOTAL AMT	
AMOUNT		AMOUNT	
0		129	

BILL NO. **867**

AMOUNT DUE			
BILL CODE	UTILITY	BILL CODE	UTILITY
	NG		PBM
TOTAL AMT		TOTAL AMT	
AMOUNT		AMOUNT	
0		30	

ACCOUNTING DIRECTIONS:

1.			
2.	2 3	36 18	
3.			
4.			
5.			
6.			
7.	2 3	20 10	
8.			
9.			
10.	2 3	30 15	
11.			
12.			
13.			
COL TOL		129	

1.			
2.		2 3	32 16
3.			
4.			
5.			
6.			
7.		2 3	20 10
8.			
9.			
10.		2 3	30 15
11.			
12.			
13.			
COL TOL			123

1.			
2.		2 3	32 16
3.			
4.			
5.			
6.			
7.		2 3	20 10
8.			
9.			
10.		2 3	30 15
11.			
12.			
13.			
COL TOL			123

1.			
2.		2 3	36 18
3.			
4.			
5.			
6.			
7.		2 3	20 10
8.			
9.			
10.		2 3	30 15
11.			
12.			
13.			
COL TOL			129

1.			
2.			
3.			
4.			
5.			
6.			
7.		2 3	20 10
8.			
9.			
10.			
11.			
12.			
13.			
COL TOL			30

COSTS and BILLING DATE

FINAL

BILLING CODES

- 1. PLACED CURRENT YEAR
- 2. PLACED PRIOR YEAR
- 3. UNAUTHORIZED ATTACHMENT
- 4. SALVAGE VALUE
- 5. AUTHORIZED COST

BILL NO. 2-20-629,660,765,767,824

J.P. AUTH. NO. 1234X

BILL NO. 629

AMOUNT DUE			
BILL CODE	UTILITY	BILL CODE	UTILITY
	E		ATS
TOTAL AMT		TOTAL AMT	
70		0	
AMOUNT		AMOUNT	

1.			
2.			
3.			
4.			
5.			
6.			
7.	2 20 3 10		
8.			
9.			
10.			
11.			
12.			
13.			
COL TOL	30		

PAGE TOTAL

BILL NO. 660

AMOUNT DUE			
BILL CODE	UTILITY	BILL CODE	UTILITY
	ATS		H
TOTAL AMT		TOTAL AMT	
0		30	
AMOUNT		AMOUNT	

1.			
2.			
3.			
4.			
5.			
6.			
7.	2 20 3 10		
8.			
9.			
10.			
11.			
12.			
13.			
COL TOL		30	

PAGE TOTAL

BILL NO. 765

AMOUNT DUE			
BILL CODE	UTILITY	BILL CODE	UTILITY
	ATC		ATS
TOTAL AMT		TOTAL AMT	
30		0	
AMOUNT		AMOUNT	

1.			
2.			
3.			
4.			
5.			
6.			
7.	2 20 3 10		
8.			
9.			
10.			
11.			
12.			
13.			
COL TOL	30		

PAGE TOTAL

BILL NO. 767

AMOUNT DUE			
BILL CODE	UTILITY	BILL CODE	UTILITY
	LAC		ATS
TOTAL AMT		TOTAL AMT	
30		0	
AMOUNT		AMOUNT	

1.			
2.			
3.			
4.			
5.			
6.			
7.	2 20 3 10		
8.			
9.			
10.			
11.			
12.			
13.			
COL TOL	30		

PAGE TOTAL

BILL NO. 824

AMOUNT DUE			
BILL CODE	UTILITY	BILL CODE	UTILITY
	PBM		ATS
TOTAL AMT		TOTAL AMT	
30		0	
AMOUNT		AMOUNT	

1.			
2.			
3.			
4.			
5.			
6.			
7.	2 20 3 10		
8.			
9.			
10.			
11.			
12.			
13.			
COL TOL	30		

PAGE TOTAL

ACCOUNTING DIRECTIONS:

COSTS and BILLING DATE

FINAL

BILLING CODES

1. PLACED CURRENT YEAR
2. PLACED PRIOR YEAR
3. UNAUTHORIZED ATTACHMENT
4. SALVAGE VALUE
5. AUTHORIZED COST

BILL NO. 2-20-635,823,821,822

J.P. AUTH. NO. 1234X

BILL NO. 635

AMOUNT DUE			
BILL CODE	UTILITY	BILL CODE	UTILITY
	E		PBM
TOTAL AMT		TOTAL AMT	
39		0	
AMOUNT		AMOUNT	

BILL NO. 823

AMOUNT DUE			
BILL CODE	UTILITY	BILL CODE	UTILITY
	PBM		H
TOTAL AMT		TOTAL AMT	
0		56	
AMOUNT		AMOUNT	

BILL NO. 821

AMOUNT DUE			
BILL CODE	UTILITY	BILL CODE	UTILITY
	PBM		ATC
TOTAL AMT		TOTAL AMT	
0		39	
AMOUNT		AMOUNT	

BILL NO. 822

AMOUNT DUE			
BILL CODE	UTILITY	BILL CODE	UTILITY
	PBM		LAC
TOTAL AMT		TOTAL AMT	
0		39	
AMOUNT		AMOUNT	

BILL NO.

AMOUNT DUE			
BILL CODE	UTILITY	BILL CODE	UTILITY
TOTAL AMT		TOTAL AMT	
AMOUNT		AMOUNT	

ACCOUNTING DIRECTIONS:

1.			
2.			
3.			
4.			
5.			
6.			
7.			
8.			
9.			
10.	2 26 3 13		
11.			
12.			
13.			
COL TOL	39		

1.			
2.			
3.			
4.			
5.			
6.			
7.			
8.			
9.			
10.	2 37 3 19		
11.			
12.			
13.			
COL TOL		56	

1.			
2.			
3.			
4.			
5.			
6.			
7.			
8.			
9.			
10.		2 26 3 13	
11.			
12.			
13.			
COL TOL		39	

1.			
2.			
3.			
4.			
5.			
6.			
7.			
8.			
9.			
10.		2 26 3 13	
11.			
12.			
13.			
COL TOL		39	

1.			
2.			
3.			
4.			
5.			
6.			
7.			
8.			
9.			
10.			
11.			
12.			
13.			
COL TOL			

FINAL

AUTHORIZATION FOR JOINT POLE TRANSACTION

BILL NO. 2-20-615, 854, 865, 866, 867, 629, 660, 765, 767

Date Prepared _____

This authorization is in accordance with Joint Pole Agreement and Routine. The undersigned have agreed on joint work as specified hereon.

PAGE NO. 824, 635, 823, 821
822

Date Sent 6/20/2017

Confirming Agreement _____

Field

By Telephone

Date Completed JUN 17 2019

2019

No. of Pages _____

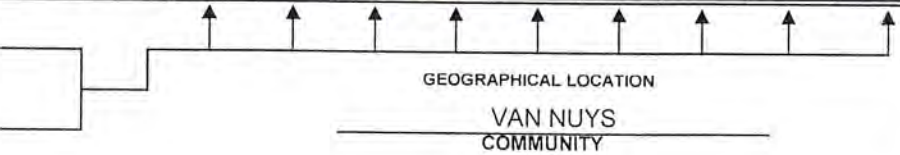
J.P. Auth. No. 1234X

UTILITY	REPRESENTATIVE	DISTRICT-DIVISION-EXCHANGE	APPROVED	TAXING INSTRUCTIONS	ACCOUNTING DATA
New Proposed Way 2					

POLE NO.	Pole Length Anchor Size	Year Set	Pole Trt Class Anchor Direct	Record							Proposed							Item No.	LOCATION AND NATURE OF WORK <small>If not in accordance with Joint Pole agreement and routine-state reasons.</small>	
				L E	H	ATC	LAC	PBM	NG	ATS	L E	H	ATC	LAC	PBM	NG	ATS			
601785E	45	65	FT CL4	39-7 26-1	24-6 T24	25-1	26-1												1.	
																			2.	NG TO PURCHASE SEC 4.1A & 4.4
																			3.	MULHOLLAND DR N/S 1035' E/O DONA PEGITA DR
																			4.	4/5
																			5.	
622603E	45	65	FT CL1	39-6 27-1	24-2 21-3	26-1	25-1	22-1	(28-1)	(28-1)									6.	NG/ATS TO PURCHASE SEC 4.1A, 4.3A, & 4.4
																			7.	MULLHOLLAND DR N/S 1150' E/O DONA PEGITA
																			8.	5/7
622501E	50	65	FT CL2	43-11 27-1	24-3 21-3	26-1	25-1	(24-1)	(28-1)										9.	NG TO PURCHASE SEC 4.1A, 4.3A, & 4.4 PBM TO PURCHASE SECTION 4.1A, 4.4
																			10.	MULLHOLLAND DR N/S 1160' E/O DONA PEGITA
																			11.	4/6
																			12.	

POLE LEGEND:
 L = LOWER CUT
 F = FULL
 PB = PULL BUT I
 T = TRANSFUR
 S = SALVAGE
 D = DISPOSE
 TN = TENANT
ANCHOR LEGEND:
 AK = ANCHOR/ARM REMOVED
 AT = ANCHOR/ARM TRANSFERRED

Show Quantity of Items to be billed in the Column of Party to be Paid.



COSTS and BILLING DATE

FINAL

BILLING CODES

1. PLACED CURRENT YEAR
2. PLACED PRIOR YEAR
3. UNAUTHORIZED ATTACHMENT
4. SALVAGE VALUE
5. AUTHORIZED COST

BILL NO. 2-20-615,854,865,866,867

J.P. AUTH. NO. 1234X

BILL NO. 615

AMOUNT DUE			
BILL CODE	UTILITY	BILL CODE	UTILITY
	E		NG
TOTAL AMT		TOTAL AMT	
137		0	
AMOUNT		AMOUNT	
1.			
2.	2 40		
3.	3 20		
4.			
5.			
6.			
7.	2 21		
8.	3 11		
9.			
10.	2 30		
11.	3 15		
12.			
13.			
COL	137		
TOL			

BILL NO. 854

AMOUNT DUE			
BILL CODE	UTILITY	BILL CODE	UTILITY
	NG		H
TOTAL AMT		TOTAL AMT	
0		131	
AMOUNT		AMOUNT	
1.			
2.		2 36	
3.		3 18	
4.			
5.			
6.			
7.		2 21	
8.		3 11	
9.			
10.		2 30	
11.		3 15	
12.			
13.			
COL		131	
TOL			

BILL NO. 865

AMOUNT DUE			
BILL CODE	UTILITY	BILL CODE	UTILITY
	NG		ATC
TOTAL AMT		TOTAL AMT	
0		131	
AMOUNT		AMOUNT	
1.			
2.		2 36	
3.		3 18	
4.			
5.			
6.			
7.		2 21	
8.		3 11	
9.			
10.		2 30	
11.		3 15	
12.			
13.			
COL		131	
TOL			

BILL NO. 866

AMOUNT DUE			
BILL CODE	UTILITY	BILL CODE	UTILITY
	NG		LAC
TOTAL AMT		TOTAL AMT	
0		137	
AMOUNT		AMOUNT	
1.			
2.		2 40	
3.		3 20	
4.			
5.			
6.			
7.		2 21	
8.		3 11	
9.			
10.		2 30	
11.		3 15	
12.			
13.			
COL		137	
TOL			

BILL NO. 867

AMOUNT DUE			
BILL CODE	UTILITY	BILL CODE	UTILITY
	NG		PBM
TOTAL AMT		TOTAL AMT	
0		32	
AMOUNT		AMOUNT	
1.			
2.			
3.			
4.			
5.			
6.			
7.		2 21	
8.		3 11	
9.			
10.			
11.			
12.			
13.			
COL		32	
TOL			

ACCOUNTING DIRECTIONS:

COSTS and BILLING DATE

FINAL

BILLING CODES

- 1. PLACED CURRENT YEAR
- 2. PLACED PRIOR YEAR
- 3. UNAUTHORIZED ATTACHMENT
- 4. SALVAGE VALUE
- 5. AUTHORIZED COST

BILL NO. 2-20-629,660,765,767,824

PAGE NO. 1B

J.P. AUTH. NO. 1234X

BILL NO. 629

AMOUNT DUE			
BILL CODE	UTILITY E	BILL CODE	UTILITY ATS
	TOTAL AMT 32		TOTAL AMT 0
	AMOUNT		AMOUNT
1.			
2.			
3.			
4.			
5.			
6.			
7.	2 21 3 11		
8.			
9.			
10.			
11.			
12.			
13.			
COL TOL	32		

BILL NO. 660

AMOUNT DUE			
BILL CODE	UTILITY ATS	BILL CODE	UTILITY H
	TOTAL AMT 0		TOTAL AMT 32
	AMOUNT		AMOUNT
1.			
2.			
3.			
4.			
5.			
6.			
7.		2 21 3 11	
8.			
9.			
10.			
11.			
12.			
13.			
COL TOL		32	

BILL NO. 765

AMOUNT DUE			
BILL CODE	UTILITY ATC	BILL CODE	UTILITY ATS
	TOTAL AMT 32		TOTAL AMT 0
	AMOUNT		AMOUNT
1.			
2.			
3.			
4.			
5.			
6.			
7.	2 21 3 11		
8.			
9.			
10.			
11.			
12.			
13.			
COL TOL	32		

BILL NO. 767

AMOUNT DUE			
BILL CODE	UTILITY LAC	BILL CODE	UTILITY ATS
	TOTAL AMT 32		TOTAL AMT 0
	AMOUNT		AMOUNT
1.			
2.			
3.			
4.			
5.			
6.			
7.	2 21 3 11		
8.			
9.			
10.			
11.			
12.			
13.			
COL TOL	32		

BILL NO. 824

AMOUNT DUE			
BILL CODE	UTILITY PBM	BILL CODE	UTILITY ATS
	TOTAL AMT 32		TOTAL AMT 0
	AMOUNT		AMOUNT
1.			
2.			
3.			
4.			
5.			
6.			
7.	2 21 3 11		
8.			
9.			
10.			
11.			
12.			
13.			
COL TOL	32		

ACCOUNTING DIRECTIONS:

PAGE TOTAL

PAGE TOTAL

PAGE TOTAL

PAGE TOTAL

PAGE TOTAL

PAGE NO. 1B

COSTS and BILLING DATE

BILL NO. 2-20-635,823,821,822

FINAL

BILLING CODES

- 1. PLACED CURRENT YEAR
- 2. PLACED PRIOR YEAR
- 3. UNAUTHORIZED ATTACHMENT
- 4. SALVAGE VALUE
- 5. AUTHORIZED COST

J.P. AUTH. NO. 1234X

BILL NO. 635

AMOUNT DUE			
BILL CODE	UTILITY E	BILL CODE	UTILITY PBM
	TOTAL AMT		TOTAL AMT
	44		0
	AMOUNT		AMOUNT
1.			
2.			
3.			
4.			
5.			
6.			
7.			
8.			
9.	2/3 29/15		
10.			
11.			
12.			
13.			
COL TOL	44		

BILL NO. 823

AMOUNT DUE			
BILL CODE	UTILITY PBM	BILL CODE	UTILITY H
	TOTAL AMT		TOTAL AMT
	0		60
	AMOUNT		AMOUNT
1.			
2.			
3.			
4.			
5.			
6.			
7.			
8.			
9.		2/3 40/20	
10.			
11.			
12.			
13.			
COL TOL		60	

BILL NO. 821

AMOUNT DUE			
BILL CODE	UTILITY PBM	BILL CODE	UTILITY ATC
	TOTAL AMT		TOTAL AMT
	0		44
	AMOUNT		AMOUNT
1.			
2.			
3.			
4.			
5.			
6.			
7.			
8.			
9.		2/3 29/15	
10.			
11.			
12.			
13.			
COL TOL		44	

BILL NO. 822

AMOUNT DUE			
BILL CODE	UTILITY PBM	BILL CODE	UTILITY LAC
	TOTAL AMT		TOTAL AMT
	0		44
	AMOUNT		AMOUNT
1.			
2.			
3.			
4.			
5.			
6.			
7.			
8.			
9.		2/3 29/15	
10.			
11.			
12.			
13.			
COL TOL		44	

BILL NO.

AMOUNT DUE			
BILL CODE	UTILITY	BILL CODE	UTILITY
	TOTAL AMT		TOTAL AMT
	AMOUNT		AMOUNT
1.			
2.			
3.			
4.			
5.			
6.			
7.			
8.			
9.			
10.			
11.			
12.			
13.			
COL TOL			

ACCOUNTING DIRECTIONS:

123456

BILLING		CHECKING	
CURRENT WAY	NEW PROPOSED WAY 2	CURRENT WAY	NEW PROPOSED WAY 2
Enter into Friend	0.5	0.5	
Pull cards	1	1	
Verify records against JPA	3	3	
Grade and space	4	2	
Who's billing	5	2	
Percent	6	6	
Second pages	6	6	
Billing	17	11	
Log out of Excel	0.5	0.5	
TOTAL TIME	43	32	TOTAL TIME 19.5 11.5

Time is in minutes

CURRENT WAY	NEW PROPOSED WAY 2	CURRENT WAY	NEW PROPOSED WAY 2	CURRENT WAY	NEW PROPOSED WAY 2
615	615	854	854	865	865
E BILL NG	E BILL NG	H BILL NG	H BILL NG	ATC BILL NG	ATC BILL NG
\$86	\$87	\$86	\$87	\$86	\$87
E GAINS \$1		H GAINS \$1		ATC GAINS \$1	

CURRENT WAY	NEW PROPOSED WAY 2	CURRENT WAY	NEW PROPOSED WAY 2	CURRENT WAY	NEW PROPOSED WAY 2
866	866	635	635	823	823
LAC BILL NG	LAC BILL NG	E BILL PBM	E BILL PBM	H BILL PBM	H BILL PBM
\$86	\$87	\$43	\$45	\$41	\$45
LAC GAINS \$1		E GAINS \$2		H GAINS \$4	

CURRENT WAY	NEW PROPOSED WAY 2	CURRENT WAY	NEW PROPOSED WAY 2	CURRENT WAY	NEW PROPOSED WAY 2
821	821	822	822	632	632
ATC BILL PBM	ATC BILL PBM	LAC BILL PBM	LAC BILL PBM	E BILL ATC	E BILL ATC
\$41	\$45	\$54	\$63	\$0	\$0
ATC GAINS \$4		LAC GAINS \$9		-	

CURRENT WAY	NEW PROPOSED WAY 2	CURRENT WAY	NEW PROPOSED WAY 2	CURRENT WAY	NEW PROPOSED WAY 2
656	656	766	766	867	867
ATC BILL H	ATC BILL H	ATC BILL LAC	ATC BILL LAC	PBM BILL NG	PBM BILL NG
\$0	\$0	\$0	\$0	\$38	\$39
-		-		PBM GAINS \$1	

	CURRENT WAY	NEW PROPOSED WAY 2	DIFFERENCE IN TIME
Billing	43	32	11
Checking	19.5	11.5	8
TOTAL	62.5	43.5	19

	CURRENT WAY COST	NEW PROPOSED WAY 2	DIFFERENCE IN TIME COST
Billing	\$ 31.18	\$ 23.20	\$ 7.98
Checking	\$ 14.14	\$ 8.34	\$ 5.80
TOTAL	\$ 45.31	\$ 31.54	\$ 13.78

Biller Level III
725

FINAL

AUTHORIZATION FOR JOINT POLE TRANSACTION

BILL NO. 2-20-615, 854, 865, 866, 635, 823, 821, 822, 632

Date Prepared _____

This authorization is in accordance with Joint Pole Agreement and Routine. The undersigned have agreed on joint work as specified hereon.

PAGE NO. 656, 766, 967

Date Sent 6/20/2017

Confirming Agreement _____ Field

By Telephone Date Completed JUN 17 2019

No. of Pages _____

J.P. Auth.No. 123456

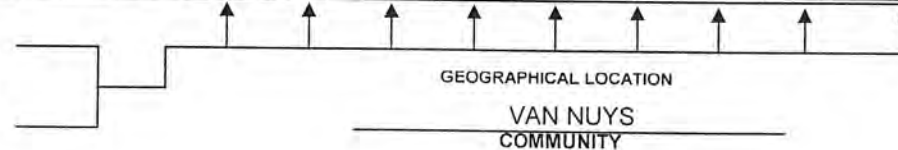
UTILITY	REPRESENTATIVE	DISTRICT-DIVISION-EXCHANGE	APPROVED	TAXING INSTRUCTIONS	ACCOUNTING DATA
			Current Way		

POLE NO.	Pole Length	Year Set	Pole Trt Class	Record						Proposed						Item No.	LOCATION AND NATURE OF WORK <small>If not in accordance with Joint Pole agreement and routine-state reasons.</small>
				L E	H	ATC	LAC	PBM	NG	L E	H	LAC	PBM	NG			
4827685E	45	65	FT CL4	1/6	1/4	1/4	1/4	1/4	1/6								1. NG TO PURCHASE SEC 4.1A, 4.3A, & 4.4
				39-7	24-6	25-1	26-1	(26-1)	(27-1)	32	26	14	14	14			2. PBM TO PURCHASE 4.1A ATC RELINQ 4.2
				26-1	T24					27-1	T24	26-1	26-1	27-1			3. JONES DR W/S 152' N/O 8TH STREET
										C27				.5			4. PBM LESS-MORE 2: PAOP 3: REC 6'
4824865E	45	65	FT CL4	1/5	1/5	1/5	1/5	1/5	1/5							5. NG MORE-LESS 2: REC 3: REC 5'	
				39-6	24-2	26-1	25-1	22-1	(28-1)	27	29	15	15	14			6. NG TO PURCHASE SEC 4.1A, 4.3A, & 4.4
				27-1	21-3					39-6	26-4	27-1	22-1	28-1			7. ATC RELINQ 4.2
										28-1	21-3	27-1	22-1	28-1			8. BROWN BL W/S 1' W/O MAIN AVENUE
				7	5	1	1	1	1			6.5	7	1	1	.5	9. MORE-LESS 2: REC 3: REC 5/6

POLE LEGEND:
 F = FULL
 PB = FULL BUILT
 I = IRANSFORK
 S = SALVAGE
 D = DISPOSE
 TN = TENANT

ANCHOR LEGEND:
 AK = ANCHOR/AKM REMOVED
 AT = ANCHOR/ARM TRANSFERRED

Show Quantity of Items to be billed in the Column of Party to be Paid.



COSTS and BILLING DATE

FINAL

BILLING CODES

1. PLACED CURRENT YEAR
2. PLACED PRIOR YEAR
3. UNAUTHORIZED ATTACHMENT
4. SALVAGE VALUE
5. AUTHORIZED COST

BILL NO. 2-20-615,854,865,866,635

J.P. AUTH. NO. 123456

BILL NO. 615

AMOUNT DUE			
BILL CODE	UTILITY	BILL CODE	UTILITY
	E		NG
	TOTAL AMT		TOTAL AMT
	86		0
	AMOUNT		AMOUNT
1.			
2.	2 32 3 16		
3.			
4.			
5.			
6.			
7.	2 25 3 13		
8.			
9.			
10.			
11.			
12.			
13.			
COL TOL	86		

BILL NO. 854

AMOUNT DUE			
BILL CODE	UTILITY	BILL CODE	UTILITY
	NG		H
	TOTAL AMT		TOTAL AMT
	0		86
	AMOUNT		AMOUNT
1.			
2.		2 32 3 16	
3.			
4.			
5.			
6.			
7.		2 25 3 13	
8.			
9.			
10.			
11.			
12.			
13.			
COL TOL		86	

BILL NO. 865

AMOUNT DUE			
BILL CODE	UTILITY	BILL CODE	UTILITY
	NG		ATC
	TOTAL AMT		TOTAL AMT
	0		86
	AMOUNT		AMOUNT
1.			
2.		2 32 3 16	
3.			
4.			
5.			
6.			
7.		2 25 3 13	
8.			
9.			
10.			
11.			
12.			
13.			
COL TOL		86	

BILL NO. 866

AMOUNT DUE			
BILL CODE	UTILITY	BILL CODE	UTILITY
	NG		LAC
	TOTAL AMT		TOTAL AMT
	0		86
	AMOUNT		AMOUNT
1.			
2.		2 32 3 16	
3.			
4.			
5.			
6.			
7.		2 25 3 13	
8.			
9.			
10.			
11.			
12.			
13.			
COL TOL		86	

BILL NO. 635

AMOUNT DUE			
BILL CODE	UTILITY	BILL CODE	UTILITY
	E		PBM
	TOTAL AMT		TOTAL AMT
	43		0
	AMOUNT		AMOUNT
1.			
2.	2 27 3 16		
3.			
4.			
5.			
6.			
7.			
8.			
9.			
10.			
11.			
12.			
13.			
COL TOL	43		

ACCOUNTING DIRECTIONS:

COSTS and BILLING DATE

BILL NO. 2-20-823,821,822,632,656

FINAL

BILLING CODES

1. PLACED CURRENT YEAR
2. PLACED PRIOR YEAR
3. UNAUTHORIZED ATTACHMENT
4. SALVAGE VALUE
5. AUTHORIZED COST

J.P. AUTH. NO. 123456

BILL NO. 823

AMOUNT DUE			
BILL CODE	UTILITY PBM	BILL CODE	UTILITY H
	TOTAL AMT		TOTAL AMT
	0		41
	AMOUNT		AMOUNT

1.			
2.		2 3	27 14
3.			
4.			
5.			
6.			
7.			
8.			
9.			
10.			
11.			
12.			
13.			
COL TOL			41

PAGE TOTAL _____

BILL NO. 821

AMOUNT DUE			
BILL CODE	UTILITY PBM	BILL CODE	UTILITY ATC
	TOTAL AMT		TOTAL AMT
	0		41
	AMOUNT		AMOUNT

1.			
2.		2 3 4	0 127
3.			
4.			
5.			
6.			
7.		4	0
8.			
9.			
10.			
11.			
12.			
13.			
COL TOL			41

PAGE TOTAL _____

BILL NO. 822

AMOUNT DUE			
BILL CODE	UTILITY PBM	BILL CODE	UTILITY LAC
	TOTAL AMT		TOTAL AMT
	0		54
	AMOUNT		AMOUNT

1.			
2.		2 3	38 16
3.			
4.			
5.			
6.			
7.			
8.			
9.			
10.			
11.			
12.			
13.			
COL TOL			54

PAGE TOTAL _____

BILL NO. 632

AMOUNT DUE			
BILL CODE	UTILITY E	BILL CODE	UTILITY ATC
	TOTAL AMT		TOTAL AMT
	0		0
	AMOUNT		AMOUNT

1.			
2.		4	0
3.			
4.			
5.			
6.			
7.		4	0
8.			
9.			
10.			
11.			
12.			
13.			
COL TOL			

PAGE TOTAL _____

BILL NO. 656

AMOUNT DUE			
BILL CODE	UTILITY ATC	BILL CODE	UTILITY H
	TOTAL AMT		TOTAL AMT
	0		0
	AMOUNT		AMOUNT

1.			
2.	4	0	
3.			
4.			
5.			
6.			
7.	4	0	
8.			
9.			
10.			
11.			
12.			
13.			
COL TOL			

PAGE TOTAL _____

ACCOUNTING DIRECTIONS:

1.
2.
3.
4.
5.
6.
7.
8.
9.
10.
11.
12.
13.

COSTS and BILLING DATE

BILL NO. 2-20-766,867

FINAL

BILLING CODES

- 1. PLACED CURRENT YEAR
- 2. PLACED PRIOR YEAR
- 3. UNAUTHORIZED ATTACHMENT
- 4. SALVAGE VALUE
- 5. AUTHORIZED COST

J.P. AUTH. NO. 123456

BILL NO. 766

BILL NO. 867

BILL NO.

BILL NO.

BILL NO.

AMOUNT DUE			
BILL CODE	UTILITY	BILL CODE	UTILITY
	ATC		LAC
	TOTAL AMT		TOTAL AMT
	0		0
AMOUNT	AMOUNT	AMOUNT	AMOUNT
1.			
2.	40		
3.			
4.			
5.			
6.			
7.	40		
8.			
9.			
10.			
11.			
12.			
13.			
COL			
TOL			

AMOUNT DUE			
BILL CODE	UTILITY	BILL CODE	UTILITY
	NG		PBM
	TOTAL AMT		TOTAL AMT
	0		38
AMOUNT	AMOUNT	AMOUNT	AMOUNT
1.			
2.			
3.			
4.			
5.			
6.			
7.		23	2513
8.			
9.			
10.			
11.			
12.			
13.			
COL			
TOL			38

AMOUNT DUE			
BILL CODE	UTILITY	BILL CODE	UTILITY
	TOTAL AMT		TOTAL AMT
AMOUNT	AMOUNT	AMOUNT	AMOUNT
1.			
2.			
3.			
4.			
5.			
6.			
7.			
8.			
9.			
10.			
11.			
12.			
13.			
COL			
TOL			

AMOUNT DUE			
BILL CODE	UTILITY	BILL CODE	UTILITY
	TOTAL AMT		TOTAL AMT
AMOUNT	AMOUNT	AMOUNT	AMOUNT
1.			
2.			
3.			
4.			
5.			
6.			
7.			
8.			
9.			
10.			
11.			
12.			
13.			
COL			
TOL			

AMOUNT DUE			
BILL CODE	UTILITY	BILL CODE	UTILITY
	TOTAL AMT		TOTAL AMT
AMOUNT	AMOUNT	AMOUNT	AMOUNT
1.			
2.			
3.			
4.			
5.			
6.			
7.			
8.			
9.			
10.			
11.			
12.			
13.			
COL			
TOL			

ACCOUNTING DIRECTIONS:

FINAL

AUTHORIZATION FOR JOINT POLE TRANSACTION

BILL NO. 2-20-615, 854, 815, 816, 635, 923, 821, 822, 817, 632

Date Prepared _____

This authorization is in accordance with Joint Pole Agreement and Routine. The undersigned have agreed on joint work as specified hereon.

PAGE NO. 656, 716

Date Sent 6/20/2017

Confirming Agreement _____

Field

By Telephone

Date Completed JUN 17 2019

2019

No. of Pages _____

J.P. Auth.No. 123456

UTILITY	REPRESENTATIVE	DISTRICT-DIVISION-EXCHANGE	APPROVED	TAXING INSTRUCTIONS	ACCOUNTING DATA
				Mill by: 4.1	
				Proposed side of JPA.	
				2019 cost.	

POLE NO.	Pole Length Anchor Size	Year Set	Pole Trt Class Anchor Direct.	Record						Proposed						Item No.	LOCATION AND NATURE OF WORK <small>If not in accordance with Joint Pole agreement and routine-state reasons.</small>
				L E	H	ATC	LAC	PBM	NG	L E	H	LAC	PBM	NG			
4827685E	45	65	FT CL4	39-7 26-1	24-6 T24	25-1	26-1	(26-1)	(27-1)	ATC 1/8	33 39-7 27-1	27 24-6 T24	.14	.13	.13	16	1. 2. 3.
											C27 25-1				.5	4.	
										ATC 1/10	8.5 28 39-6 28-1	6 29 21-3	.5	.5	.5	16	5.
4824865E	45	65	FT CL4	39-6 27-1	24-2 21-3	26-1	25-1	22-1	(28-1)	1/10	6.5 28 28-1	7 21-3	.15	.15	.13	16	6. 7.
											6.5	7	.15	.15	.5	16	8.

POLE LEGEND:
 F = FULL
 PB = PULL BUILD
 T = TRANSPORT
 S = SALVAGE
 D = DISPOSE
 TN = TENANT
 L = LOWER CUT
 MAF = FOOTAGE CUT
 SCZ = SAFETY CLEARANCE ZONE
ANCHOR LEGEND:
 AR = ANCHOR/ARM REMOVED
 AT = ANCHOR/ARM TRANSFERRED

Show Quantity of Items to be billed in the Column of Party to be Paid.



GEOGRAPHICAL LOCATION
 VAN NUYS
 COMMUNITY

FORM 48 SENT _____



COSTS and BILLING DATE

BILL NO. 2-20-615,854,865,866,635

FINAL

BILLING CODES

1. PLACED CURRENT YEAR
2. PLACED PRIOR YEAR
3. UNAUTHORIZED ATTACHMENT
4. SALVAGE VALUE
5. AUTHORIZED COST

J.P. AUTH. NO. 123456

BILL NO. 615

AMOUNT DUE			
BILL CODE	UTILITY	BILL CODE	UTILITY
	E		NG
	TOTAL AMT		TOTAL AMT
AMOUNT	AMOUNT	AMOUNT	AMOUNT
1.			
2.	32		
3.	16		
4.			
5.			
6.			
7.	26		
8.	13		
9.			
10.			
11.			
12.			
13.			
COL TOL	87		

BILL NO. 854

AMOUNT DUE			
BILL CODE	UTILITY	BILL CODE	UTILITY
	NG		H
	TOTAL AMT		TOTAL AMT
AMOUNT	AMOUNT	AMOUNT	AMOUNT
1.			
2.		32	
3.		16	
4.			
5.			
6.			
7.		26	
8.		13	
9.			
10.			
11.			
12.			
13.			
COL TOL		87	

BILL NO. 865

AMOUNT DUE			
BILL CODE	UTILITY	BILL CODE	UTILITY
	NG		ATC
	TOTAL AMT		TOTAL AMT
AMOUNT	AMOUNT	AMOUNT	AMOUNT
1.			
2.		32	
3.		16	
4.			
5.			
6.			
7.		26	
8.		13	
9.			
10.			
11.			
12.			
13.			
COL TOL		87	

BILL NO. 866

AMOUNT DUE			
BILL CODE	UTILITY	BILL CODE	UTILITY
	NG		LAC
	TOTAL AMT		TOTAL AMT
AMOUNT	AMOUNT	AMOUNT	AMOUNT
1.			
2.		32	
3.		16	
4.			
5.			
6.			
7.		26	
8.		13	
9.			
10.			
11.			
12.			
13.			
COL TOL		87	

BILL NO. 635

AMOUNT DUE			
BILL CODE	UTILITY	BILL CODE	UTILITY
	E		PBM
	TOTAL AMT		TOTAL AMT
AMOUNT	AMOUNT	AMOUNT	AMOUNT
1.			
2.	30		
3.	15		
4.			
5.			
6.			
7.			
8.			
9.			
10.			
11.			
12.			
13.			
COL TOL	45		

ACCOUNTING DIRECTIONS:

COSTS and BILLING DATE

BILL NO. 2-20-823,821,822,867,632

FINAL

BILLING CODES

1. PLACED CURRENT YEAR
2. PLACED PRIOR YEAR
3. UNAUTHORIZED ATTACHMENT
4. SALVAGE VALUE
5. AUTHORIZED COST

J.P. AUTH. NO. 123456

BILL NO. 823

AMOUNT DUE			
BILL CODE	UTILITY PBM	BILL CODE	UTILITY H
	TOTAL AMT		TOTAL AMT
	0		45
AMOUNT	AMOUNT	AMOUNT	AMOUNT
1.			
2.		23	30
3.		3	15
4.			
5.			
6.			
7.			
8.			
9.			
10.			
11.			
12.			
13.			
COL TOL			45

BILL NO. 821

AMOUNT DUE			
BILL CODE	UTILITY PBM	BILL CODE	UTILITY ATC
	TOTAL AMT		TOTAL AMT
	0		45
AMOUNT	AMOUNT	AMOUNT	AMOUNT
1.			
2.		23	30
3.		3	15
4.			
5.			
6.			
7.			
8.			
9.			
10.			
11.			
12.			
13.			
COL TOL			45

BILL NO. 822

AMOUNT DUE			
BILL CODE	UTILITY PBM	BILL CODE	UTILITY LAC
	TOTAL AMT		TOTAL AMT
	0		63
AMOUNT	AMOUNT	AMOUNT	AMOUNT
1.			
2.		23	42
3.		3	21
4.			
5.			
6.			
7.			
8.			
9.			
10.			
11.			
12.			
13.			
COL TOL			63

BILL NO. 867

AMOUNT DUE			
BILL CODE	UTILITY NG	BILL CODE	UTILITY PBM
	TOTAL AMT		TOTAL AMT
	0		39
AMOUNT	AMOUNT	AMOUNT	AMOUNT
1.			
2.			
3.			
4.			
5.			
6.		23	26
7.			13
8.			
9.			
10.			
11.			
12.			
13.			
COL TOL			39

BILL NO. 632

AMOUNT DUE			
BILL CODE	UTILITY E	BILL CODE	UTILITY ATC
	TOTAL AMT		TOTAL AMT
	0		0
AMOUNT	AMOUNT	AMOUNT	AMOUNT
1.			
2.			
3.			
4.			
5.			
6.		40	
7.			
8.			
9.			
10.			
11.			
12.			
13.			
COL TOL			

ACCOUNTING DIRECTIONS:

COSTS and BILLING DATE

BILL NO. 2-20-656,766

FINAL

BILLING CODES

1. PLACED CURRENT YEAR
2. PLACED PRIOR YEAR
3. UNAUTHORIZED ATTACHMENT
4. SALVAGE VALUE
5. AUTHORIZED COST

J.P. AUTH. NO. 123456

BILL NO. 656

AMOUNT DUE			
BILL CODE	UTILITY	BILL CODE	UTILITY
	ATC		H
	TOTAL AMT		TOTAL AMT
	0		0
	AMOUNT		AMOUNT

BILL NO. 766

AMOUNT DUE			
BILL CODE	UTILITY	BILL CODE	UTILITY
	ATC		LAC
	TOTAL AMT		TOTAL AMT
	0		0
	AMOUNT		AMOUNT

BILL NO.

AMOUNT DUE			
BILL CODE	UTILITY	BILL CODE	UTILITY
	TOTAL AMT		TOTAL AMT
	AMOUNT		AMOUNT

BILL NO.

AMOUNT DUE			
BILL CODE	UTILITY	BILL CODE	UTILITY
	TOTAL AMT		TOTAL AMT
	AMOUNT		AMOUNT

BILL NO.

AMOUNT DUE			
BILL CODE	UTILITY	BILL CODE	UTILITY
	TOTAL AMT		TOTAL AMT
	AMOUNT		AMOUNT

1.			
2.			
3.			
4.			
5.			
6.	40		
7.			
8.			
9.			
10.			
11.			
12.			
13.			
COL			
TOL			

1.			
2.			
3.			
4.			
5.			
6.	40		
7.			
8.			
9.			
10.			
11.			
12.			
13.			
COL			
TOL			

1.			
2.			
3.			
4.			
5.			
6.			
7.			
8.			
9.			
10.			
11.			
12.			
13.			
COL			
TOL			

1.			
2.			
3.			
4.			
5.			
6.			
7.			
8.			
9.			
10.			
11.			
12.			
13.			
COL			
TOL			

1.			
2.			
3.			
4.			
5.			
6.			
7.			
8.			
9.			
10.			
11.			
12.			
13.			
COL			
TOL			

ACCOUNTING DIRECTIONS:

Excel Calculator Samples

Excel Calculator Check

BILL NO. 2-20-923 **FINAL** AUTHORIZATION FOR JOINT POLE TRANSACTION
 PAGE NO. 1 OF 2
 Date Prepared 8/21/2015
 Date Sent 9/4/2015 Confirming Agreement In Field By Telephone
 Date Completed NOV 22 2019 No. of Pages 1 OF 2 J.P. Auth. No. E6039-407252520

J.P. FORM 2-1 Rev 07/13

UTILITY	REPRESENTATIVE	DISTRICT-DIVISION-EXCHANGE	APPROVED	TAXING INSTRUCTIONS	ACCOUNTING DATA
E	V. BORBOA 714-893-2405	VENTURA	TIM FITZSIMMONS	VENTURA	TD1006959
FTR	HARTMAN	CAMARILLO	A. ALEMAN	VENTURA CO.	0710-9K015JP

COSTS and BILLING DATA
 BILLING CODES
 1. PLACED CURRENT YEAR
 2. PLACED PRIOR YEAR
 3. UNAUTHORIZED ATTACHMENT
 4. SALVAGE VALUE
 5. AUTHORIZED COSTS

SCE USE ONLY		
BC	AMT	SO

BILL NO. 923

POLE NO.	Pole Length	Year Set	Pole Treat Class	Record				Proposed				Item No.	LOCATION AND NATURE OF WORK If not in accordance with Joint Pole agreement and routine-state reasons.
				HL	FTR			16KV	FTR				
	Anchor Size		Anchor Direct.	E	FTR			E	FTR				
1603078E	40	64	FT		22'			C-10	PTD			5C	E TO REPLACE PER SECTION 7.11, 19.4, 13.3 MUNSON ST PL/E 10' N/O BERWICK ST EXT
								1/2(1)				13B	TREE TRIMMING
1603078E	45	16	FT CL4					39-11	22-4			6	KENDELL AVE PLW 319' N/O WENDELL ST
												7	LOCATION DESCRIPTION UPDATE

AMOUNT DUE			
BILL CODE	UTILITY	TOTAL AMT	AMOUNT
	E		
BILL CODE	UTILITY	TOTAL AMT	AMOUNT
	FTR	2,078	
COL TOT		2714	1039

Class 2
Class #1
#2
#3
#4
#5

POLE LEGEND:
 L = LOWER TOP
 P = PULL
 PB = PULL BUTT
 T = TRANSPORT
 S = SALVAGE
 D = DISPOSE
 TN = TENANT

ANCHOR LEGEND:
 AR = ANCHOR REMOVED
 AT = ANCHOR TRANSFERRED

Show Quantity of Items to be billed in the Column of Party to be Paid.

GEOGRAPHICAL LOCATION
 CAMARILLO
 COMMUNITY

FORM 48 8/30/2016 10/14/2016

PAGE TOTAL 2714 1039

PRELIMINARY JPA REVIEWED BY AGENT:
 MARIE-ANN FERRER

CHEAT SHEET

EDISON
2015

25

Per Foot Cost	2015	
	1647.72	
	143.28	
	Regular	4.1B:3
1	1791	896
2	1934	967
3	2078	1039
4	2221	1111
5	2364	1182
6	2507	1254
7	2651	1326
8	2794	1397
9	2937	1469
10	3081	1541

30

Per Foot Cost	2015	
	1531.25	
	122.50	
	Regular	4.1B:3
1	1654	827
2	1776	888
3	1899	950
4	2021	1011
5	2144	1072
6	2266	1133
7	2389	1195
8	2511	1256
9	2634	1317
10	2756	1378

35

Per Foot Cost	2015	
	1636.01	
	112.83	
	Regular	4.1B:3
1	1749	875
2	1862	931
3	1975	988
4	2087	1044
5	2200	1100
6	2313	1157
7	2426	1213
8	2539	1270
9	2651	1326
10	2764	1382

40

Per Foot Cost	2015	
	1815.75	
	121.05	
	Regular	4.1B:3
1	1937	969
2	2058	1029
3	2179	1090
4	2300	1150
5	2421	1211
6	2542	1271
7	2663	1332
8	2784	1392
9	2905	1453
10	3026	1513

45

Per Foot Cost	2015	
	1697.33	
	113.16	
	Regular	4.1B:3
1	1811	906
2	1924	962
3	2037	1019
4	2150	1075
5	2263	1132
6	2376	1188
7	2489	1245
8	2603	1302
9	2716	1358
10	2829	1415

50

Per Foot Cost	2015	
	1655.4	
	106.80	
	Regular	4.1B:3
1	1762	881
2	1869	935
3	1976	988
4	2083	1042
5	2189	1095
6	2296	1148
7	2403	1202
8	2510	1255
9	2617	1309
10	2723	1362

55

Per Foot Cost	2015	
	1559.58	
	100.62	
	Regular	4.1B:3
1	1660	830
2	1761	881
3	1861	931
4	1962	981
5	2063	1032
6	2163	1082
7	2264	1132
8	2365	1183
9	2465	1233
10	2566	1283

60

Per Foot Cost	2015	
	1658.4	
	103.65	
	Regular	4.1B:3
1	1762	881
2	1866	933
3	1969	985
4	2073	1037
5	2177	1089
6	2280	1140
7	2384	1192
8	2488	1244
9	2591	1296
10	2695	1348

65

Per Foot Cost	2015	
	1791.26	
	111.95	
	Regular	4.1B:3
1	1903	952
2	2015	1008
3	2127	1064
4	2239	1120
5	2351	1176
6	2463	1232
7	2575	1288
8	2687	1344
9	2799	1400
10	2911	1456

70

Per Foot Cost	2015	
	1814.29	
	109.96	
	Regular	4.1B:3
1	1924	962
2	2034	1017
3	2144	1072
4	2254	1127
5	2364	1182
6	2474	1237
7	2584	1292
8	2694	1347
9	2804	1402
10	2914	1457

75

Per Foot Cost	2015	
	1769.46	
	107.24	
	Regular	4.1B:3
1	1877	939
2	1984	992
3	2091	1046
4	2198	1099
5	2306	1153
6	2413	1207
7	2520	1260
8	2627	1314
9	2735	1368
10	2842	1421

80

Per Foot Cost	2015	
	1844.71	
	108.51	
	Regular	4.1B:3
1	1953	977
2	2062	1031
3	2170	1085
4	2279	1140
5	2387	1194
6	2496	1248
7	2604	1302
8	2713	1357
9	2821	1411
10	2930	1465

CHEAT SHEET

EDISON
2015

85

Per Foot Cost	2015	
	1702.4	
	100.14	
	Regular	4.1B:3
1	1803	902
2	1903	952
3	2003	1002
4	2103	1052
5	2203	1102
6	2303	1152
7	2403	1202
8	2504	1252
9	2604	1302
10	2704	1352

90

Per Foot Cost	2015	
	1927.72	
	110.16	
	Regular	4.1B:3
1	2038	1019
2	2148	1074
3	2258	1129
4	2368	1184
5	2479	1240
6	2589	1295
7	2699	1350
8	2809	1405
9	2919	1460
10	3029	1515

95

Per Foot Cost	2015	
	1904.55	
	108.83	
	Regular	4.1B:3
1	2013	1007
2	2122	1061
3	2231	1116
4	2340	1170
5	2449	1225
6	2558	1279
7	2666	1333
8	2775	1388
9	2884	1442
10	2993	1497

100

Per Foot Cost	2015	
	1888.25	
	107.90	
	Regular	4.1B:3
1	1996	998
2	2104	1052
3	2212	1106
4	2320	1160
5	2428	1214
6	2536	1268
7	2644	1322
8	2751	1376
9	2859	1430
10	2967	1484

105

Per Foot Cost	2015	
	1875.5	
	107.17	
	Regular	4.1B:3
1	1983	992
2	2090	1045
3	2197	1099
4	2304	1152
5	2411	1206
6	2519	1260
7	2626	1313
8	2733	1367
9	2840	1420
10	2947	1474

110

Per Foot Cost	2015	
	1832.89	
	104.74	
	Regular	4.1B:3
1	1938	969
2	2042	1021
3	2147	1074
4	2252	1126
5	2357	1179
6	2461	1231
7	2566	1283
8	2671	1336
9	2776	1388
10	2880	1440

CHEAT SHEET

Structural (Last Line-2000)

2015

25

Per Foot Cost	2015	
	204.06	
	17.74	
	4.1A:2	4.1A:3
1	222	111
2	240	120
3	257	129
4	275	138
5	293	147
6	311	156
7	328	164
8	346	173
9	364	182
10	381	191

30

Per Foot Cost	2015	
	199.33	
	15.95	
	4.1A:2	4.1A:3
1	215	108
2	231	116
3	247	124
4	263	132
5	279	140
6	295	148
7	311	156
8	327	164
9	343	172
10	359	180

35

Per Foot Cost	2015	
	226.37	
	15.61	
	4.1A:2	4.1A:3
1	242	121
2	258	129
3	273	137
4	289	145
5	304	152
6	320	160
7	336	168
8	351	176
9	367	184
10	382	191

40

Per Foot Cost	2015	
	257.1	
	17.14	
	4.1A:2	4.1A:3
1	274	137
2	291	146
3	309	155
4	326	163
5	343	172
6	360	180
7	377	189
8	394	197
9	411	206
10	429	215

45

Per Foot Cost	2015	
	250.27	
	16.68	
	4.1A:2	4.1A:3
1	1811	906
2	284	142
3	300	150
4	317	159
5	334	167
6	350	175
7	367	184
8	384	192
9	400	200
10	417	209

50

Per Foot Cost	2015	
	239.32	
	15.44	
	4.1A:2	4.1A:3
1	255	128
2	270	135
3	286	143
4	301	151
5	317	159
6	332	166
7	347	174
8	363	182
9	378	189
10	394	197

55

Per Foot Cost	2015	
	232.33	
	14.99	
	4.1A:2	4.1A:3
1	247	124
2	262	131
3	277	139
4	292	146
5	307	154
6	322	161
7	337	169
8	352	176
9	367	184
10	382	191

60

Per Foot Cost	2015	
	224	
	14.00	
	4.1A:2	4.1A:3
1	238	119
2	252	126
3	266	133
4	280	140
5	294	147
6	308	154
7	322	161
8	336	168
9	350	175
10	364	182

65

Per Foot Cost	2015	
	226.86	
	14.18	
	4.1A:2	4.1A:3
1	241	121
2	255	128
3	269	135
4	284	142
5	298	149
6	312	156
7	326	163
8	340	170
9	354	177
10	369	185

70

Per Foot Cost	2015	
	289.74	
	17.56	
	4.1A:2	4.1A:3
1	307	154
2	325	163
3	342	171
4	360	180
5	378	189
6	395	198
7	413	207
8	430	215
9	448	224
10	465	233

75

Per Foot Cost	2015	
	260.57	
	15.79	
	4.1A:2	4.1A:3
1	276	138
2	292	146
3	308	154
4	324	162
5	340	170
6	355	178
7	371	186
8	387	194
9	403	202
10	418	209

80

Per Foot Cost	2015	
	333.37	
	19.61	
	4.1A:2	4.1A:3
1	353	177
2	373	187
3	392	196
4	412	206
5	431	216
6	451	226
7	471	236
8	490	245
9	510	255
10	529	265

CHEAT SHEET

Structural (Last Line-2000)

2015

85

Per Foot Cost	2015	
	343.52	
	20.21	
	4.1A:2	4.1A:3
1	364	182
2	384	192
3	404	202
4	424	212
5	445	223
6	465	233
7	485	243
8	505	253
9	525	263
10	546	273

90

Per Foot Cost	2015	
	379.01	
	21.66	
	4.1A:2	4.1A:3
1	401	201
2	422	211
3	444	222
4	466	233
5	487	244
6	509	255
7	531	266
8	552	276
9	574	287
10	596	298

95

Per Foot Cost	2015	
	400.62	
	22.89	
	4.1A:2	4.1A:3
1	424	212
2	446	223
3	469	235
4	492	246
5	515	258
6	538	269
7	561	281
8	584	292
9	607	304
10	630	315

100

Per Foot Cost	2015	
	400.68	
	22.90	
	4.1A:2	4.1A:3
1	424	212
2	446	223
3	469	235
4	492	246
5	515	258
6	538	269
7	561	281
8	584	292
9	607	304
10	630	315

105

Per Foot Cost	2015	
	4.1A:2	4.1A:3
1	0	0
2	0	0
3	0	0
4	0	0
5	0	0
6	0	0
7	0	0
8	0	0
9	0	0
10	0	0

110

Per Foot Cost	2015	
	4.1A:2	4.1A:3
1	0	0
2	0	0
3	0	0
4	0	0
5	0	0
6	0	0
7	0	0
8	0	0
9	0	0
10	0	0

ILLUSTRATIONS OF CURRENT BILLING PROCESS

JPA NUMBER UEXAMPLE01

E TO SET NEW POLE SECTION 3.1

SCJPC **Date Received** the Final Form 2 on: 12/5/2019 (12/19 Bill of Sale)

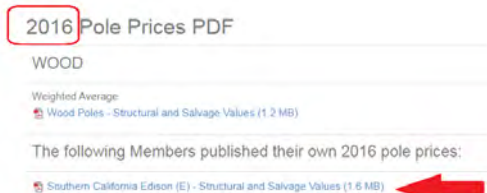
Date sent of Form 2: 9/17/2018

New Pole Year Set: 2016

Bill by Pole Year Set, in this case bill using the **2016** E pole prices.

Use *2016 STRUCTURAL VALUES WITH DEPRECIATION COSTS, PER FOOT COSTS & SHARED COSTS, 45' Wood Poles, Southern California Edison Company (E)*.

From SCJPC Website:



**2016 STRUCTURAL VALUES WITH DEPRECIATION COSTS,
PER FOOT COSTS & SHARED COSTS
45' WOOD POLES**

Southern California Edison Company (E)

Year Set	Actual Cost	2016 Cost	Per Foot Cost	Shared Cost*	2 Owners Shared \$	3 Owners Shared \$	4 Owners Shared \$	5 Owners Shared \$	6 Owners Shared \$	Pole Class
2016	5119	5119	113.76	3412.67	1706.33	1137.56	853.17	682.53	568.78	2
2016	5584	5584	124.09	3722.67	1861.33	1240.89	930.67	744.53	620.44	H1
2016	5959	5959	132.42	3972.67	1986.33	1324.22	993.17	794.53	662.11	H2
2016	6279	6279	139.53	4186.00	2093.00	1395.33	1046.50	837.20	697.67	H3
2016	7188	7188	159.73	4792.00	2396.00	1597.33	1198.00	958.40	798.67	H4
2016	7455	7455	165.67	4970.00	2485.00	1656.67	1242.50	994.00	828.33	H5
2015	5092	4888	108.63	3258.88	1629.44	1086.29	814.72	651.78	543.15	
2014	5124	4714	104.76	3142.72	1571.36	1047.57	785.68	628.54	523.79	
2013	5067	4459	99.09	2972.64	1486.32	990.88	743.16	594.53	495.44	

FIND the pole costs:

2016 Year Set - 2 Owners Shared \$1706.33

Add in 6' HLA is purchasing \$113.76 X 6' = \$682.56

Total \$2388.89 rounded up to \$2389

Enter the amount due under E column because E is billing HLA for the new pole:

BILL CODE: 1

AMOUNT: \$2389

Bill of sale:

12/19: E BILL H \$2389:

JPA NUMBER UEXAMPLE02

FTR UNAUTHORIZED ATTACHED SECTION 4.1A

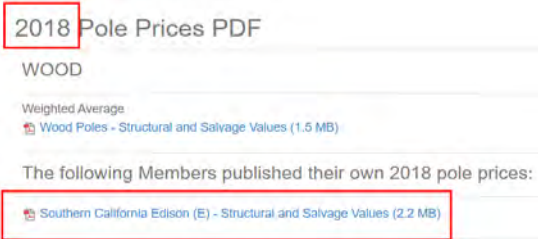
SCJPC Date Received the Final Form 2 on: 12/5/2019 (12/19 Bill of Sale)

Date sent of Form 2: 4/4/2018

Purchase of interest (bill code 2) - Purchase of interest at structural value based on year pole was set. Use Date Sent.

Use 2018 STRUCTURAL VALUES WITH DEPRECIATION COSTS, PER FOOT COSTS & SHARED COSTS, 45' Wood Poles, Southern California Edison Company (E).

From SCJPC Website:



Then go to the last row to find the oldest price row.

2018 STRUCTURAL VALUES WITH DEPRECIATION COSTS, PER FOOT COSTS & SHARED COSTS, 45' WOOD POLE

Southern California Edison (E)

Year Set	Actual Cost	2018 Cost	Per Foot Cost	Shared Cost*	2 Owners Shared \$	3 Owners Shared \$	4 Owners Shared \$	5 Owners Shared \$	6 Owners Shared \$	Pole Class
2018	5075	5075	112.78	3383.33	1691.67	1127.78	845.83	676.67	563.89	
2017	5636	5411	120.23	3607.04	1803.52	1202.35	901.76	721.41	601.17	1
2017	5470	5261	116.69	3500.80	1750.40	1166.93	875.20	700.16	583.47	2
2017	5146	4940	109.78	3293.44	1646.72	1097.81	823.36	658.69	548.91	3
2017	4958	4750	105.77	3173.12	1586.56	1057.71	793.28	634.62	528.85	4
2017	5968	5729	127.32	3819.52	1909.76	1273.17	954.88	763.90	636.59	H1
2017	6320	6067	134.83	4044.80	2022.40	1348.27	1011.20	808.96	674.13	H2
2017	6681	6385	141.89	4256.64	2128.32	1418.88	1064.16	851.33	709.44	H3
2017	7676	7369	163.76	4912.64	2456.32	1637.56	1228.16	982.53	818.77	H4
2017	7900	7584	168.53	5056.00	2528.00	1685.33	1264.00	1011.20	842.67	H5
2016	5119	4709	104.66	3135.65	1569.83	1046.55	784.91	627.93	523.28	2
2016	5584	5137	114.16	3424.85	1712.43	1141.62	856.21	684.97	570.81	H1
2016	5959	5482	121.83	3654.65	1827.43	1218.28	913.71	730.97	609.14	H2
2016	6279	5777	128.37	3851.12	1925.56	1283.71	962.78	770.22	641.85	H3
2016	7188	6613	146.95	4408.64	2204.32	1469.55	1102.16	881.73	734.77	H4
2016	7455	6859	152.41	4572.40	2286.20	1524.13	1143.10	914.48	762.07	H5
2015	5082	4481	99.58	2987.31	1493.65	995.77	746.83	597.46	497.88	
2014	5124	4304	95.65	2869.44	1434.72	956.48	717.36	573.89	478.24	
2013	5067	4054	90.08	2702.40	1351.20	900.80	675.60	540.48	450.40	
2012	4376	3326	73.91	2217.17	1108.59	739.06	554.29	443.43	369.53	
2011	4389	3160	70.22	2106.72	1053.36	702.24	526.68	421.34	351.12	
2010	4555	3097	68.83	2064.93	1032.47	688.31	516.23	412.99	344.16	
2009	4190	2682	59.59	1787.73	893.87	595.91	446.93	357.55	297.86	
2008	3871	2323	51.61	1548.40	774.20	516.13	387.10	309.68	258.07	
2007	3409	1909	42.42	1272.69	636.35	424.23	318.17	254.54	212.12	
2006	2973	1546	34.35	1030.64	515.32	343.55	257.68	206.13	171.77	
2005	2732	1311	29.14	874.24	437.12	291.41	218.56	174.85	145.71	
2004	2696	1186	26.36	790.83	395.41	263.61	197.71	158.17	131.80	
2003	2436	974	21.65	649.60	324.80	216.53	162.40	129.92	108.27	

*Shared Costs are based on 30 feet of Common Area per Section 16 of the Routine Handbook.

Find the pole costs:
 Bottom row 2003 - 2 Owners Shared \$324.80
 Add in 1' FTR is purchasing \$21.65
 Total \$346.45 rounded down to \$346

Unauthorized Attachment (bill code 3) – 50% penalty based on year pole was set apportioned to owners of record for common space and 50% penalty based on year pole was set for full value of space occupied by unauthorized attachment to owner of said space.

50% of \$346 = \$173

Bill of sale:

12/19: E BILL FTR \$346; ALSO \$173 UNAUTH ATTACH:

JPA NUMBER UEXAMPLE02

FTR UNAUTHORIZED ATTACHED SECTION 4.1B

SCJPC Date Received the Final Form 2 on: 12/5/2019 (12/19 Bill of Sale)

Date sent of Form 2: 4/4/2018

Purchase of interest (bill code 2) - Purchase of interest at structural value based on year pole was set. Use Date Sent.

Use 2018 STRUCTURAL VALUES WITH DEPRECIATION COSTS, PER FOOT COSTS & SHARED COSTS, 45' Wood Poles, Southern California Edison Company (E).

From SCJPC Website:



Then go to the last row to find the oldest price row.

2018 STRUCTURAL VALUES WITH DEPRECIATION COSTS, PER FOOT COSTS & SHARED COSTS, 45' WOOD POLE

Southern California Edison (E)

Year Set	Actual Cost	2018 Cost	Per Foot Cost	Shared Cost*	2 Owners Shared \$	3 Owners Shared \$	4 Owners Shared \$	5 Owners Shared \$	6 Owners Shared \$	Pole Class
2018	5075	5075	112.78	3383.33	1691.67	1127.78	845.83	676.67	563.89	
2017	5636	5411	120.23	3607.04	1803.52	1202.35	901.76	721.41	601.17	1
2017	5470	5251	116.59	3500.80	1750.40	1166.93	875.20	700.16	583.47	2
2017	5146	4940	109.78	3293.44	1648.72	1097.81	823.36	658.69	548.91	3
2017	4958	4750	105.77	3173.12	1596.56	1057.71	793.28	634.62	526.65	4
2017	5068	5729	127.32	3819.52	1909.76	1273.17	954.88	783.90	636.59	H1
2017	6320	6067	134.83	4044.80	2022.40	1348.27	1011.20	808.96	674.13	H2
2017	6651	6385	141.89	4256.84	2128.32	1418.88	1084.16	851.33	709.44	H3
2017	7676	7385	153.75	4912.64	2456.32	1637.55	1225.16	982.53	818.77	H4
2017	7901	7584	156.53	5056.00	2528.00	1685.33	1264.00	1011.20	842.87	H5
2016	5119	4709	104.66	3139.65	1569.83	1046.55	794.91	627.93	523.29	2
2016	5584	5137	114.16	3424.85	1712.43	1141.62	856.21	684.97	570.81	H1
2016	5859	5482	121.83	3654.85	1827.43	1218.26	913.71	730.97	609.14	H2
2016	6279	5777	126.37	3851.12	1925.56	1283.71	962.78	770.22	641.85	H3
2016	7188	6613	146.95	4408.64	2204.32	1469.55	1102.16	881.73	734.77	H4
2016	7455	6859	152.41	4572.40	2286.20	1524.13	1143.10	914.48	762.07	H5
2015	5092	4481	99.58	2887.31	1493.65	996.77	746.83	597.46	497.68	
2014	5124	4304	95.65	2869.44	1434.72	956.48	717.36	573.89	473.24	
2012	5067	4054	90.98	2702.40	1351.20	900.80	675.60	540.48	450.40	
2012	4376	3326	73.91	2177.17	1108.59	739.06	564.29	443.43	369.53	
2011	4389	3160	70.22	2106.72	1053.36	702.24	526.68	421.34	351.13	
2010	4251	3097	68.83	2084.93	1032.47	688.31	516.23	412.99	344.16	
2009	4190	2882	59.59	1787.73	893.87	595.91	446.93	357.55	297.96	
2008	3871	2923	51.61	1548.40	774.20	516.13	387.10	305.68	258.07	
2007	3409	1909	42.42	1272.69	636.35	424.23	318.17	254.84	212.12	
2008	2973	1848	34.35	1030.64	516.32	343.55	257.68	206.13	171.77	
2005	2732	1311	29.14	874.24	437.12	291.41	218.56	174.85	145.71	
2004	2696	1156	26.36	790.83	395.41	263.61	197.71	158.17	131.80	
2003	2436	974	21.65	649.60	324.80	216.53	162.40	129.92	109.27	

Find the pole costs:
 Bottom row 2003 - 2 Owners Shared \$324.80
 Add in 1' FTR is purchasing \$21.65
 Total \$346.45 rounded down to \$346

Unauthorized Attachment (bill code 3) – 50% penalty based on the date sent of the JPA new pole cost apportioned to owners of record for common space and 50% penalty based on the date sent of the JPA new pole cost for full value of space occupied by unauthorized attachment to owner of said space.

2018 STRUCTURAL VALUES WITH DEPRECIATION COSTS, PER FOOT COSTS & SHARED COSTS, 45' WOOD POLE

Southern California Edison (E)

Year Set	Actual Cost	2018 Cost	Per Foot Cost	Shared Cost*	2 Owners Shared \$	3 Owners Shared \$	4 Owners Shared \$	5 Owners Shared \$	6 Owners Shared \$	Pole Class
2018	5075	5075	112.78	3383.33	1691.67	1127.78	845.83	676.67	563.89	
2017	5636	5411	120.23	3607.04	1803.52	1202.35	901.76	721.41	601.17	1

Find the pole costs:
 Row 2018: \$1691.67 + \$112.78 = \$1804.45
 Total \$1804.45 rounded down to \$1804
 Penalty is 50% of \$1804 = \$902

Bill of sale:

12/19: E BILL FTR \$346; ALSO \$902 UNAUTH ATTACH:

BILL NO. 12-19-923

PAGE NO. 1 OF 1

Date Prepared 4/4/2018 In Field
 Date Sent 4/4/2018 Confirming Agreement

FINAL AUTHORIZATION FOR JOINT POLE TRANSACTION

This authorization is in accordance with Joint Pole Agreement and Routine. The undersigned have agreed on joint work as specified heron.

By Telephone DEC 05 2019 Date Completed DEC 05 2019 No. of Pages 1 OF 1

J.P. Auth. No. UEXAMPLE03

COSTS and BILLING DATA

- BILLING CODES**
 1. PLACED CURRENT YEAR
 2. PLACED PRIOR YEAR
 3. UNAUTHORIZED ATTACHMENT
 4. SALVAGE VALUE
 5. AUTHORIZED COSTS

UTILITY	REPRESENTATIVE	DISTRICT-DIVISION-EXCHANGE	APPROVED	TAXING INSTRUCTIONS	ACCOUNTING DATA
E	JOHN DOE	LOS ANGELES	WAYNE BROWN		
FTR	JANE DOE	LOS ANGELES	BRET PLASKEY		

BILL NO. **923**

AMOUNT DUE			
BILL CODE	UTILITY	E	UTILITY
	TOTAL AMT		FTR
		3520	0
		AMOUNT	AMOUNT

POLE NO.	Pole Length	Year Set	Pole Treat Class	Record				Proposed				Item No.	LOCATION AND NATURE OF WORK <small>If not in accordance with Joint Pole agreement and routine-state reasons.</small>	BILL CODE	AMOUNT	ACCOUNTING DIRECTIONS:
				E	FTR	E	FTR	E	FTR							
4858625E	50	65	FT	100	(24-1)					PTD			3	252 852 0	5	0
													4			
4858625E	50	16	FT 3					43-12	25-7				5	2416		
													6			
													7			
													8			
													9			
													10			
													11			
													12			
													13			
													COL TOT	3520		

7.7 Replacement of Pole which is Used Jointly without Authority
 Any Member maintaining an unauthorized attachment on a pole to be replaced shall:
 Purchase interest in existing pole as specified in 4.1 and stated in additon to 7.7
 Receive salvage if applicable
 Pay ALL PTD. If Unauth Member performs the PTD, they will not receive reimbursement
 Transfer at own expense
 Purchase Interest in the replacing pole
 Unauthorized Attachement pays FULL PTD (2013 and after)

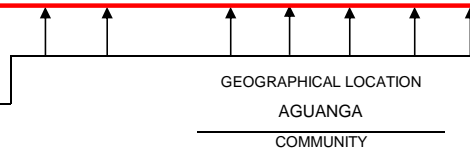
4.1B Unauthorized Attachment
 Purchase of interest at structural value based on year pole was set.
 50% Penalty based on DATE SENT of the JPA new pole cost.

POLE LEGEND:
 P = PULL (Item 5A)
 PB = PULL BUTT
 T = TRANSPORT (Item 5B)
 S = SALVAGE
 D = DISPOSE (Item 5D)
 TN = TENANT

L = LOWER TOP (Item 5E)
 C(XX) = FOOTAGE CUT
 SCZ = SAFETY CLEARANCE ZONE

ANCHOR/ARM LEGEND:
 AR = ANCHOR/ARM REMOVED
 AT = ANCHOR/ARM TRANSFERRED

Show Quantity of Items to be billed in the Column of Party to be Paid.



FORM 48 SENT 7/28/2014
 9/11/2014

PAGE TOTAL _____

JPA NUMBER UEXAMPLE03

E TO REPLACE POLE PER SECTION 7.11, 7.7, 4.1B

SCJPC Date Received the Final Form 2 on: 12/5/2019 (12/19 Bill of Sale)

Date sent of Form 2: 4/4/2018

New Pole Year Set: 2016

OLD POLE:

Purchase of interest (bill code 2) - Purchase of interest at structural value based on year pole was set. Use 2016 – the new pole year set.

Use 2016 STRUCTURAL VALUES WITH DEPRECIATION COSTS, PER FOOT COSTS & SHARED COSTS, 50' Wood Poles (Weighted Average costs).

From SCJPC Website:

Since Edison did not submit their own prices in 2001, the cost will be from weighted average pole prices.

2016 STRUCTURAL VALUES WITH DEPRECIATION COSTS, PER FOOT COSTS & SHARED COSTS, 50' WOOD POLES

Southern California Edison Company (E)										
Year Set	Actual Cost	2016 Cost	Per Foot Cost	Shared Cost*	2 Owners Shared \$	3 Owners Shared \$	4 Owners Shared \$	5 Owners Shared \$	6 Owners Shared \$	Pole Class
2016	5369	5369	107.38	3328.78	1664.39	1109.59	832.20	665.76	554.80	2
2016	5922	5922	118.44	3671.64	1835.82	1223.88	917.91	734.33	611.94	H1
2016	6235	6235	124.70	3965.70	1932.85	1288.57	966.43	773.14	644.28	H2
2016	6656	6656	133.10	4126.10	2063.05	1375.37	1031.53	825.22	687.69	H3
2016	7626	7626	150.52	4666.12	2333.06	1555.37	1166.53	933.22	777.69	H4
2016	7901	7901	158.02	4896.62	2449.31	1632.87	1224.66	979.72	816.44	H5
2015	5340	5126	102.53	3178.37	1589.18	1059.46	794.59	635.67	529.73	
2014	5340	4913	98.26	3045.94	1522.97	1015.31	761.48	609.19	507.66	
2013	6274	4841	92.82	2877.49	1438.75	959.16	719.37	575.50	479.58	
2012	4574	3942	78.94	2382.14	1191.07	794.05	595.53	476.43	397.02	
2011	4584	3667	73.34	2273.66	1136.83	757.89	568.42	454.73	378.94	
2010	4764	3621	72.41	2244.80	1122.40	748.27	561.20	448.96	374.13	
2009	4363	3141	62.83	1947.64	973.82	649.21	486.91	389.53	324.61	
2008	4039	2747	54.93	1702.84	851.42	567.61	425.71	340.57	283.81	
2007	3553	2274	45.48	1409.83	704.92	469.94	352.46	281.97	234.97	
2006	3096	1858	37.15	1151.71	575.86	383.90	287.93	230.34	191.95	
2005	2848	1595	31.90	888.83	494.41	329.61	247.21	197.77	164.80	
2004	2811	1462	29.23	926.27	463.13	302.09	226.57	181.25	151.04	
2003	2561	1228	24.56	782.15	381.06	254.05	190.54	152.43	127.03	
2002	2561	1127	22.54	698.64	349.32	232.88	174.66	139.73	116.44	
		0	0.00	0.00	0.00	0.00	0.00	0.00	0.00	

2016 STRUCTURAL VALUES WITH DEPRECIATION COSTS, PER FOOT COSTS & SHARED COSTS, 50' WOOD POLES

Year Set	Actual Cost	2016 Cost	Per Foot Cost	Shared Cost*	2 Owners Shared \$	3 Owners Shared \$	4 Owners Shared \$	5 Owners Shared \$	6 Owners Shared \$
2016	3760	3760	75.20	2331.20	1165.60	777.07	582.80	466.24	388.53
2015	3728	3579	71.58	2218.91	1109.45	739.64	554.73	443.78	369.82
2014	4103	3775	75.50	2340.35	1170.18	780.12	585.09	468.07	390.06
2013	3025	2662	53.24	1650.44	825.22	550.15	412.61	330.09	275.07
2012	3897	3273	65.47	2029.56	1014.78	676.52	507.39	405.91	338.26
2011	3814	3051	61.02	1891.74	945.87	630.58	472.94	378.35	315.29
2010	3345	2542	50.84	1576.16	788.08	525.39	394.04	315.23	262.69
2009	3664	2638	52.76	1635.61	817.80	545.20	408.90	327.12	272.60
2008	3792	2579	51.57	1598.71	799.35	532.90	399.68	319.74	266.45
2007	3344	2140	42.80	1326.90	663.45	442.30	331.72	265.38	221.15
2006	1964	1178	23.57	730.61	365.30	243.54	182.65	146.12	121.77
2005	1659	929	18.58	576.00	288.00	192.00	144.00	115.20	96.00
2004	1371	713	14.26	442.01	221.01	147.34	110.50	88.40	73.67
2003	2144	1029	20.58	638.05	319.03	212.68	159.51	127.61	108.34
2002	2144	943	18.87	584.68	292.44	194.96	146.22	116.98	97.48
2001	1909	764	15.27	473.43	236.72	157.81	118.36	94.69	78.91

Bottom row 2001 - 2 Owners Shared \$236.75
 Add in 1' FTR is purchasing \$15.27
 Total \$252.02 rounded down to \$252

Unauthorized Attachment (bill code 3) –50% penalty based on the date sent of the JPA new pole cost for full value of space occupied by unauthorized attachment to owner of said space.

Use Edison's 2018 (date sent) pole prices:

2018 STRUCTURAL VALUES WITH DEPRECIATION COSTS, PER FOOT COSTS & SHARED COSTS, 50' WOOD POLE

Southern California Edison (E)										
Year Set	Actual Cost	2018 Cost	Per Foot Cost	Shared Cost*	2 Owners Shared \$	3 Owners Shared \$	4 Owners Shared \$	5 Owners Shared \$	6 Owners Shared \$	Pole Class
2018	5160	5160	103.20	3199.20	1599.60	1066.40	799.80	639.84	533.20	
2017	5858	5624	112.47	3486.68	1743.34	1162.23	871.67	697.34	581.11	H1

Find the pole costs:
 Row 2018: \$1599.60 + \$103.20 = \$1702.80
 Rounded up to \$1703
 Penalty is 50% of \$1703 = \$851.50
 Rounded up to \$852

NEW POLE: Use pole year set 2016

Use 2016 STRUCTURAL VALUES WITH DEPRECIATION COSTS, PER FOOT COSTS & SHARED COSTS, 50' Wood Poles Southern California Edison (E)

2016 STRUCTURAL VALUES WITH DEPRECIATION COSTS, PER FOOT COSTS & SHARED COSTS, 50' WOOD POLES

Southern California Edison Company (E)										
Year Set	Actual Cost	2016 Cost	Per Foot Cost	Shared Cost*	2 Owners Shared \$	3 Owners Shared \$	4 Owners Shared \$	5 Owners Shared \$	6 Owners Shared \$	Pole Class
2016	5369	5369	107.38	3328.78	1664.39	1109.59	832.20	665.76	554.80	2
2016	5922	5922	118.44	3671.64	1835.82	1223.88	917.91	734.33	611.94	H1

Find the pole costs:
 Row 2016: \$1664.39 + (7' x \$107.38) = \$2416.05 rounded down to \$2416.

COSTS and BILLING DATE

FINAL

BILLING CODES

1. PLACED CURRENT YEAR
2. PLACED PRIOR YEAR
3. UNAUTHORIZED ATTACHMENT
4. SALVAGE VALUE
5. AUTHORIZED COST

BILL NO. _____

J.P. AUTH. NO. NG-ASP63-01

BILL NO. **615**

AMOUNT DUE				
BILL CODE	UTILITY E		UTILITY NG	
	TOTAL AMT		TOTAL AMT	
	AMOUNT		AMOUNT	
1.				
2.	2	33		
3.				
4.				
5.				
6.				
7.				
8.				
9.	2	31		
10.		\$2		
11.				
12.				
13.				
COL TOL				

BILL NO. **854**

AMOUNT DUE				
BILL CODE	UTILITY NG		UTILITY H	
	TOTAL AMT		TOTAL AMT	
	AMOUNT		AMOUNT	
1.				
2.			2	48
3.				
4.				
5.				
6.				
7.				
8.				
9.			2	46
10.				\$2
11.				
12.				
13.				
COL TOL				

BILL NO. **866**

AMOUNT DUE				
BILL CODE	UTILITY NG		UTILITY LAC	
	TOTAL AMT		TOTAL AMT	
	AMOUNT		AMOUNT	
1.				
2.			2	2
3.				
4.				
5.				
6.				
7.				
8.				
9.				
10.				\$2
11.				
12.				
13.				
COL TOL				

BILL NO.

AMOUNT DUE				
BILL CODE	UTILITY		UTILITY	
	TOTAL AMT		TOTAL AMT	
	AMOUNT		AMOUNT	
1.				
2.				
3.				
4.				
5.				
6.				
7.				
8.				
9.				
10.				
11.				
12.				
13.				
COL TOL				

BILL NO.

AMOUNT DUE				
BILL CODE	UTILITY		UTILITY	
	TOTAL AMT		TOTAL AMT	
	AMOUNT		AMOUNT	
1.				
2.				
3.				
4.				
5.				
6.				
7.				
8.				
9.				
10.				
11.				
12.				
13.				
COL TOL				

ACCOUNTING DIRECTIONS:

This authorization is in accordance with Joint Pole Agreement and Routine. The undersigned have agreed on joint work as specified hereon.

Date Prepared _____

PAGE NO. _____

Date Sent 6/15/2018

Confirming Agreement _____
Field

By Telephone Date Completed _____

No. of Pages _____

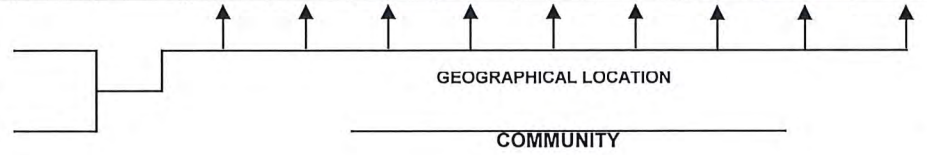
J.P. Auth.No. 3456

UTILITY	REPRESENTATIVE	DISTRICT-DIVISION-EXCHANGE	APPROVED	TAXING INSTRUCTIONS	ACCOUNTING DATA
			SECTION 4.0	SECTION 4.0	
			CURRENT RULE: If Members have their own prices to use them.	RECOMMENDATION: Bill by Structural Value - Weighted Average	

POLE NO.	Pole Length	Year Set	Pole Trt Class	Record						Proposed						Item No.	LOCATION AND NATURE OF WORK <small>If not in accordance with Joint Pole agreement and routine-state reasons.</small>
				Anchor Size	12K E	HLA					12K E	HLA	NG				
																NG TO PURCHASE INTEREST SECTION 4.0	
CURRENT WAY																1.	
45678920E	45	17	FT H2		39-9	24-6					6'	39-9	24-5	19-1	15	LOCATION HERE	
																BY SCE POLE PRICES	
PROPOSED WAY																4.	
45678920E	45	17	FT H2		39-9	24-6					6'	39-9	24-5	19-1	15	LOCATION HERE	
																BY WEIGHTED AVERAGE	
CURRENT WAY																7.	
45678921E	45	75	FT 2		39-9	24-6					6'	39-9	24-5	19-1	15	LOCATION HERE	
																BY SCE POLE PRICES	
PROPOSED WAY																9.	
45678921E	45	75	FT 2		39-9	24-6					6'	39-9	24-5	19-1	15	LOCATION HERE	
																BY WEIGHTED AVERAGE	

POLE LEGEND:
 L = LOWER CUT
 F = FULL
 PB = PULL BUILT
 T = TRANSPORT
 S = SALVAGE
 D = DISPOSE
 TN = TENANT
ANCHOR LEGEND:
 AR = ANCHOR/ARM REMOVED
 AT = ANCHOR/ARM TRANSFERRED

Show Quantity of Items to be billed in the Column of Party to be Paid.



This authorization is in accordance with Joint Pole Agreement and Routine. The undersigned have agreed on joint work as specified hereon.

Date Prepared _____

PAGE NO. _____

Date Sent 5/10/2019

Confirming Agreement _____
Field

By Telephone Date Completed _____

No. of Pages _____

J.P. Auth.No. 4567


UTILITY	REPRESENTATIVE	DISTRICT-DIVISION-EXCHANGE	APPROVED	TAXING INSTRUCTIONS	ACCOUNTING DATA
			SECTION 4.0	SECTION 4.0	
			CURRENT RULE: If Members have their own prices to use them.	RECOMMENDATION: Bill by Structural Value - Weighted Average	

POLE NO.	Pole Length	Year Set	Pole Trt Class	Record						Proposed						Item No.	LOCATION AND NATURE OF WORK <small>If not in accordance with Joint Pole agreement and routine-state reasons.</small>
				12K E	HLA					12K E	HLA	NG					
																NG TO PURCHASE INTEREST SECTION 4.0	1.
CURRENT WAY																	2.
367806M	45	10	FT 2	39-9	24-6					6'	39-9	24-5	19-1	15		LOCATION HERE	3.
																BY M POLE PRICES	4.
PROPOSED WAY																	5.
367806M	45	10	FT 2	39-9	24-6					6'	39-9	24-5	19-1	15		LOCATION HERE	6.
																BY WEIGHTED AVERAGE	7.
CURRENT WAY																LOCATION HERE	8.
367801M	45	75	FT 2	39-9	24-6					6'	39-9	24-5	19-1	15		BY M POLE PRICES	9.
																	10.
PROPOSED WAY																LOCATION HERE	11.
367801M	45	75	FT 2	39-9	24-6					6'	39-9	24-5	19-1	15		BY WEIGHTED AVERAGE	12.

POLE LEGEND:
 L = LOWER CUT
 F = FULL
 PB = PULL BUILT
 T = TRANSPORT
 S = SALVAGE
 D = DISPOSE
 TN = TENANT

ANCHOR LEGEND:
 AR = ANCHOR/ARM REMOVED
 AT = ANCHOR/ARM TRANSFERRED

Show Quantity of Items to be billed in the Column of Party to be Paid.



COSTS and BILLING DATE

FINAL

BILLING CODES

1. PLACED CURRENT YEAR
2. PLACED PRIOR YEAR
3. UNAUTHORIZED ATTACHMENT
4. SALVAGE VALUE
5. AUTHORIZED COST

BILL NO. _____

J.P. AUTH. NO. 4567

BILL NO. **855**

BILL NO. **854**

BILL NO. _____

BILL NO. _____

BILL NO. _____

AMOUNT DUE			
BILL CODE	UTILITY	BILL CODE	UTILITY
	M		NG
	TOTAL AMT		TOTAL AMT
AMOUNT	AMOUNT	AMOUNT	AMOUNT
1.			
2.	2		215
3.			
4.			
5.			
6.	2		186
7.			-29
8.			
9.	2		102
10.			
11.			
12.	2		61
13.			-41
COL			
TOL			

AMOUNT DUE			
BILL CODE	UTILITY	BILL CODE	UTILITY
	NG		H
	TOTAL AMT		TOTAL AMT
AMOUNT	AMOUNT	AMOUNT	AMOUNT
1.			
2.		2	258
3.			
4.			
5.			
6.		2	223
7.			-35
8.			
9.		2	123
10.			
11.			
12.		2	74
13.			-49
COL			
TOL			

AMOUNT DUE			
BILL CODE	UTILITY	BILL CODE	UTILITY
	TOTAL AMT		TOTAL AMT
AMOUNT	AMOUNT	AMOUNT	AMOUNT
1.			
2.			
3.			
4.			
5.			
6.			
7.			
8.			
9.			
10.			
11.			
12.			
13.			
COL			
TOL			

AMOUNT DUE			
BILL CODE	UTILITY	BILL CODE	UTILITY
	TOTAL AMT		TOTAL AMT
AMOUNT	AMOUNT	AMOUNT	AMOUNT
1.			
2.			
3.			
4.			
5.			
6.			
7.			
8.			
9.			
10.			
11.			
12.			
13.			
COL			
TOL			

AMOUNT DUE			
BILL CODE	UTILITY	BILL CODE	UTILITY
	TOTAL AMT		TOTAL AMT
AMOUNT	AMOUNT	AMOUNT	AMOUNT
1.			
2.			
3.			
4.			
5.			
6.			
7.			
8.			
9.			
10.			
11.			
12.			
13.			
COL			
TOL			

ACCOUNTING DIRECTIONS:

- 1.
- 2.
- 3.
- 4.
- 5.
- 6.
- 7.
- 8.
- 9.
- 10.
- 11.
- 12.
- 13.

This authorization is in accordance with Joint Pole Agreement and Routine. The undersigned have agreed on joint work as specified hereon.

Date Prepared _____

PAGE NO. _____

Date Sent 6/20/2018

Confirming Agreement _____
Field

By Telephone Date Completed _____

No. of Pages _____

J.P. Auth.No. 1234

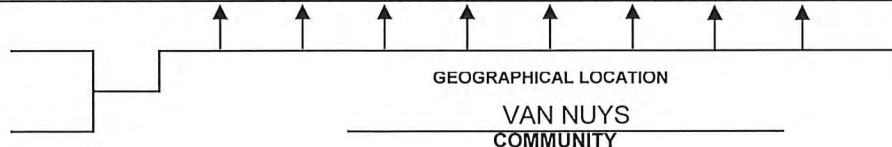
UTILITY	REPRESENTATIVE	DISTRICT-DIVISION-EXCHANGE	APPROVED	TAXING INSTRUCTIONS	ACCOUNTING DATA
			Section 4.1A or B	Section 4.1A or B	
			CURRENT RULE: (February 2012)	RECOMMENDATION:	
			Less on Record More on Proposed - Purchasing Interest (code 2)	Bill BOTH purchase of interest (code2)	
			Bill by Proposed, Penalty (code 3) by Record	and penalty (code3) by proposed	
			More on Record Less on Proposed - Purchase Interest (code2)		
			and Penalty (code 3) both by Record		

POLE NO.	Pole Length	Year Set	Pole Trt Class Anchor Direct.	Record						Proposed						Item No.	LOCATION AND NATURE OF WORK <small>If not in accordance with Joint Pole agreement and routine-state reasons.</small>
				L M	H	ATC	LAC	NG			L M	H	ATC	LAC	NG		
CURRENT WAY					1/4	1/4	1/4	1/4									1.
201785M	45	65	FT CL4	-1	39-7 26-1	24-6 T24	25-1	26-1	(27-1)								2.
																	3.
																	4.
Originally billed 6' W/Unauth (SCZ) 5'					7.5	6	1	1	1	15							5.
					7.5	6	1	1	1	16							6.
PROPOSED WAY																	7.
201785M	45	65	FT CL4		39-7 28-1	24-6 T24	25-1	26-1	(27-1)								8.
																	9.
																	10.
																	11.
																	12.

POLE LEGEND:
 F = FULL
 PB = PULL BUTT
 T = TRANSPORT
 S = SALVAGE
 D = DISPOSE
 TN = TENANT

ANCHOR LEGEND:
 AR = ANCHOR/ARM REMOVED
 AT = ANCHOR/ARM TRANSFERRED

Show Quantity of Items to be billed in the Column of Party to be Paid.



FORM 48 SENT _____

COSTS and BILLING DATE

FINAL

BILLING CODES

1. PLACED CURRENT YEAR
2. PLACED PRIOR YEAR
3. UNAUTHORIZED ATTACHMENT
4. SALVAGE VALUE
5. AUTHORIZED COST

BILL NO. _____

J.P. AUTH. NO. 1234

BILL NO. **855**

BILL NO. **854**

BILL NO. **865**

BILL NO. **866**

BILL NO. _____

AMOUNT DUE			
BILL CODE	UTILITY M	BILL CODE	UTILITY NG
	TOTAL AMT		TOTAL AMT
	AMOUNT		AMOUNT
1.			
2.			
3.	2 28 3 14		
4.	42		
5.			
6.			
7.			
8.	2 26 3 13		
9.	39		
10.	\$3		
11.			
12.			
13.			
COL			
TOL			

AMOUNT DUE			
BILL CODE	UTILITY NG	BILL CODE	UTILITY H
	TOTAL AMT		TOTAL AMT
	AMOUNT		AMOUNT
1.			
2.			
3.	2 28 3 14		
4.	42		
5.			
6.			
7.			
8.	2 26 3 13		
9.	39		
10.	\$3		
11.			
12.			
13.			
COL			
TOL			

AMOUNT DUE			
BILL CODE	UTILITY NG	BILL CODE	UTILITY ATC
	TOTAL AMT		TOTAL AMT
	AMOUNT		AMOUNT
1.			
2.			
3.	2 28 3 14		
4.	42		
5.			
6.			
7.			
8.	2 26 3 13		
9.	39		
10.	\$3		
11.			
12.			
13.			
COL			
TOL			

AMOUNT DUE			
BILL CODE	UTILITY NG	BILL CODE	UTILITY LAC
	TOTAL AMT		TOTAL AMT
	AMOUNT		AMOUNT
1.			
2.			
3.	2 28 3 14		
4.	42		
5.			
6.			
7.			
8.	2 26 3 13		
9.	39		
10.	\$3		
11.			
12.			
13.			
COL			
TOL			

AMOUNT DUE			
BILL CODE	UTILITY	BILL CODE	UTILITY
	TOTAL AMT		TOTAL AMT
	AMOUNT		AMOUNT
1.			
2.			
3.			
4.			
5.			
6.			
7.			
8.			
9.			
10.			
11.			
12.			
13.			
COL			
TOL			

ACCOUNTING DIRECTIONS:

BILL NO. 855

BILL NO. 854

BILL NO. 865

BILL NO. 866

BILL NO. 867

J.P. AUTH. NO. 1234

AMOUNT DUE			
BILL CODE	UTILITY	BILL CODE	UTILITY
	M		NG
1	2 19 3 10		
2	29		
3			
4			
5	2 18 3 9		
6	27		
7			
8	\$2		
9			
10			
11			
12			
13			
14			
15			
16			
17			
18			
19			
COL TOT			

AMOUNT DUE			
BILL CODE	UTILITY	BILL CODE	UTILITY
	NG		H
1		2 19 3 10	
2		29	
3			
4			
5		2 18 3 9	
6		27	
7			
8		\$2	
9			
10			
11			
12			
13			
14			
15			
16			
17			
18			
19			
COL TOT			

AMOUNT DUE			
BILL CODE	UTILITY	BILL CODE	UTILITY
	NG		ATC
1		2 19 3 10	
2		29	
3			
4			
5		2 18 3 9	
6		27	
7			
8		\$2	
9			
10			
11			
12			
13			
14			
15			
16			
17			
18			
19			
COL TOT			

AMOUNT DUE			
BILL CODE	UTILITY	BILL CODE	UTILITY
	NG		LAC
1		2 19 3 10	
2		29	
3			
4			
5		2 18 3 9	
6		27	
7			
8		\$2	
9			
10			
11			
12			
13			
14			
15			
16			
17			
18			
19			
COL TOT			

AMOUNT DUE			
BILL CODE	UTILITY	BILL CODE	UTILITY
	NG		PBM
1		2 19 3 10	
2		29	
3			
4			
5		2 18 3 9	
6		27	
7			
8		\$2	
9			
10			
11			
12			
13			
14			
15			
16			
17			
18			
19			
COL TOT			

ACCOUNTING DIRECTIONS

1
2
3
4
5
6
7
8
9
10
11
12
13
14
15
16
17
18
19

COSTS and BILLING DATE

FINAL

BILLING CODES

1. PLACED CURRENT YEAR
2. PLACED PRIOR YEAR
3. UNAUTHORIZED ATTACHMENT
4. SALVAGE VALUE
5. AUTHORIZED COST

BILL NO. _____

J.P. AUTH. NO. 2345

BILL NO. **615**

AMOUNT DUE			
BILL CODE	UTILITY	BILL CODE	UTILITY
	E		NG
	TOTAL AMT		TOTAL AMT
AMOUNT	AMOUNT	AMOUNT	AMOUNT
1.			
2.			
3.	2		15
4.			
5.			
6.			
7.			
8.	2		15
9.			
10.			
11.			
12.			
13.			
COL			
TOL			

BILL NO. **854**

AMOUNT DUE			
BILL CODE	UTILITY	BILL CODE	UTILITY
	NG		H
	TOTAL AMT		TOTAL AMT
AMOUNT	AMOUNT	AMOUNT	AMOUNT
1.			
2.			
3.		2	15
4.			
5.			
6.			
7.			
8.		2	15
9.			
10.			
11.			
12.			
13.			
COL			
TOL			

BILL NO. **865**

AMOUNT DUE			
BILL CODE	UTILITY	BILL CODE	UTILITY
	NG		ATC
	TOTAL AMT		TOTAL AMT
AMOUNT	AMOUNT	AMOUNT	AMOUNT
1.			
2.			
3.		2	15
4.			
5.			
6.			
7.			
8.		2	15
9.			
10.			
11.			
12.			
13.			
COL			
TOL			

BILL NO. **866**

AMOUNT DUE			
BILL CODE	UTILITY	BILL CODE	UTILITY
	NG		LAC
	TOTAL AMT		TOTAL AMT
AMOUNT	AMOUNT	AMOUNT	AMOUNT
1.			
2.			
3.		2	15
4.			
5.			
6.			
7.			
8.		2	15
9.			
10.			
11.			
12.			
13.			
COL			
TOL			

BILL NO. **867**

AMOUNT DUE			
BILL CODE	UTILITY	BILL CODE	UTILITY
	NG		PBM
	TOTAL AMT		TOTAL AMT
AMOUNT	AMOUNT	AMOUNT	AMOUNT
1.			
2.			
3.		2	15
4.			
5.			
6.			
7.			
8.		2	15
9.			
10.			
11.			
12.			
13.			
COL			
TOL			

ACCOUNTING DIRECTIONS:

COSTS and BILLING DATE

FINAL

BILLING CODES

- 1. PLACED CURRENT YEAR
- 2. PLACED PRIOR YEAR
- 3. UNAUTHORIZED ATTACHMENT
- 4. SALVAGE VALUE
- 5. AUTHORIZED COST

BILL NO. _____

J.P. AUTH. NO. 2345

BILL NO. **818**

AMOUNT DUE			
BILL CODE	UTILITY	BILL CODE	UTILITY
	SPR		NG
	TOTAL AMT		TOTAL AMT
AMOUNT	AMOUNT	AMOUNT	AMOUNT
1.			
2.			
3.	4		0
4.			
5.			
6.			
7.			
8.	2		0
9.			
10.			
11.			
12.			
13.			
COL			
TOL			

BILL NO. **637**

AMOUNT DUE			
BILL CODE	UTILITY	BILL CODE	UTILITY
	E		SPR
	TOTAL AMT		TOTAL AMT
AMOUNT	AMOUNT	AMOUNT	AMOUNT
1.			
2.			
3.		4	0
4.			
5.			
6.			
7.			
8.			
9.			
10.			
11.			
12.			
13.			
COL			
TOL			

BILL NO. **644**

AMOUNT DUE			
BILL CODE	UTILITY	BILL CODE	UTILITY
	SPR		H
	TOTAL AMT		TOTAL AMT
AMOUNT	AMOUNT	AMOUNT	AMOUNT
1.			
2.			
3.	4		0
4.			
5.			
6.			
7.			
8.			
9.			
10.			
11.			
12.			
13.			
COL			
TOL			

BILL NO. **810**

AMOUNT DUE			
BILL CODE	UTILITY	BILL CODE	UTILITY
	SPR		ATC
	TOTAL AMT		TOTAL AMT
AMOUNT	AMOUNT	AMOUNT	AMOUNT
1.			
2.			
3.	4		0
4.			
5.			
6.			
7.			
8.			
9.			
10.			
11.			
12.			
13.			
COL			
TOL			

BILL NO. **811**

AMOUNT DUE			
BILL CODE	UTILITY	BILL CODE	UTILITY
	SPR		LAC
	TOTAL AMT		TOTAL AMT
AMOUNT	AMOUNT	AMOUNT	AMOUNT
1.			
2.			
3.	4		0
4.			
5.			
6.			
7.			
8.			
9.			
10.			
11.			
12.			
13.			
COL			
TOL			

ACCOUNTING DIRECTIONS:

COSTS and BILLING DATE

FINAL

BILLING CODES

- 1. PLACED CURRENT YEAR
- 2. PLACED PRIOR YEAR
- 3. UNAUTHORIZED ATTACHMENT
- 4. SALVAGE VALUE
- 5. AUTHORIZED COST

BILL NO. _____

J.P. AUTH. NO. **2345**

BILL NO. **812**

AMOUNT DUE			
BILL CODE	UTILITY	BILL CODE	UTILITY
	SPR		PBM
	TOTAL AMT		TOTAL AMT
AMOUNT	AMOUNT		
1.			
2.			
3.	4		0
4.			
5.			
6.			
7.			
8.			
9.			
10.			
11.			
12.			
13.			
COL			
TOL			

BILL NO.

AMOUNT DUE			
BILL CODE	UTILITY	BILL CODE	UTILITY
	TOTAL AMT		TOTAL AMT
	AMOUNT		AMOUNT
1.			
2.			
3.			
4.			
5.			
6.			
7.			
8.			
9.			
10.			
11.			
12.			
13.			
COL			
TOL			

BILL NO.

AMOUNT DUE			
BILL CODE	UTILITY	BILL CODE	UTILITY
	TOTAL AMT		TOTAL AMT
	AMOUNT		AMOUNT
1.			
2.			
3.			
4.			
5.			
6.			
7.			
8.			
9.			
10.			
11.			
12.			
13.			
COL			
TOL			

BILL NO.

AMOUNT DUE			
BILL CODE	UTILITY	BILL CODE	UTILITY
	TOTAL AMT		TOTAL AMT
	AMOUNT		AMOUNT
1.			
2.			
3.			
4.			
5.			
6.			
7.			
8.			
9.			
10.			
11.			
12.			
13.			
COL			
TOL			

BILL NO.

AMOUNT DUE			
BILL CODE	UTILITY	BILL CODE	UTILITY
	TOTAL AMT		TOTAL AMT
	AMOUNT		AMOUNT
1.			
2.			
3.			
4.			
5.			
6.			
7.			
8.			
9.			
10.			
11.			
12.			
13.			
COL			
TOL			

ACCOUNTING DIRECTIONS:

- 1.
- 2.
- 3.
- 4.
- 5.
- 6.
- 7.
- 8.
- 9.
- 10.
- 11.
- 12.
- 13.

This authorization is in accordance with Joint Pole Agreement and Routine. The undersigned have agreed on joint work as specified hereon.

Date Prepared _____

PAGE NO. _____

Date Sent 5/10/2016

Confirming Agreement _____ Field

By Telephone

Date Completed _____

No. of Pages _____

J.P. Auth.No. 5678-2016

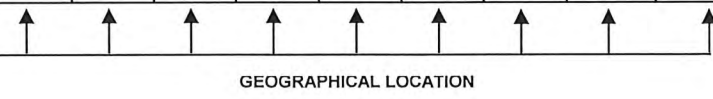
UTILITY	REPRESENTATIVE	DISTRICT-DIVISION-EXCHANGE	APPROVED	TAXING INSTRUCTIONS	ACCOUNTING DATA
			SECTION 7.7 WITH 4.1B	SECTION 4.1B	
			CURRENT RULE: Penalty (code 3) is priced by "DATE SENT"	RECOMMENDATION: Penalty (code 3) be priced by "YEAR SET" of new pole.	

POLE NO.	Pole Length Anchor Size	Year Set	Record		Proposed				Item No.	LOCATION AND NATURE OF WORK <small>If not in accordance with Joint Pole agreement and routine-state reasons.</small>
			Class Anchor Direct	12K E	HLA	12K E	HLA			
										E TO REPLACE SECTION 7.7 AND 4.1B
CURRENT WAY										
1586789E	45	75	FT 2	100	(24-1)			PTD		LOCATION HERE
1586789E	45	15	FT 2					39-9 24-6		LOCATION HERE
PROPOSED WAY										
1586788E	45	75	FT 2	100	(24-1)			PTD		LOCATION HERE
1586788E	45	15	FT 2					39-9 24-6		LOCATION HERE

POLE LEGEND: L = LOWER CUT
 F = FULL
 PB = FULL BULL
 T = TRANSPORT
 S = SALVAGE

ANCHOR LEGEND:
 SCZ = SAFETY CLEARANCE ZONE

Show Quantity of Items to be billed in the Column of



COSTS and BILLING DATE

FINAL

BILLING CODES

- 1. PLACED CURRENT YEAR
- 2. PLACED PRIOR YEAR
- 3. UNAUTHORIZED ATTACHMENT
- 4. SALVAGE VALUE
- 5. AUTHORIZED COST

BILL NO. _____

J.P. AUTH. NO. 5678-2016

BILL NO. 601

AMOUNT DUE			
BILL CODE	UTILITY	BILL CODE	UTILITY
	E		H
	TOTAL AMT		TOTAL AMT
AMOUNT	AMOUNT	AMOUNT	AMOUNT
1.			
2.	3		910
3.			
4.			
5.			
6.			
7.			
8.	3		906
9.			
10.			
11.			\$4
12.			
13.			
COL			
TOL			

BILL NO.

AMOUNT DUE			
BILL CODE	UTILITY	BILL CODE	UTILITY
	TOTAL AMT		TOTAL AMT
	AMOUNT		AMOUNT
1.			
2.			
3.			
4.			
5.			
6.			
7.			
8.			
9.			
10.			
11.			
12.			
13.			
COL			
TOL			

BILL NO.

AMOUNT DUE			
BILL CODE	UTILITY	BILL CODE	UTILITY
	TOTAL AMT		TOTAL AMT
	AMOUNT		AMOUNT
1.			
2.			
3.			
4.			
5.			
6.			
7.			
8.			
9.			
10.			
11.			
12.			
13.			
COL			
TOL			

BILL NO.

AMOUNT DUE			
BILL CODE	UTILITY	BILL CODE	UTILITY
	TOTAL AMT		TOTAL AMT
	AMOUNT		AMOUNT
1.			
2.			
3.			
4.			
5.			
6.			
7.			
8.			
9.			
10.			
11.			
12.			
13.			
COL			
TOL			

BILL NO.

AMOUNT DUE			
BILL CODE	UTILITY	BILL CODE	UTILITY
	TOTAL AMT		TOTAL AMT
	AMOUNT		AMOUNT
1.			
2.			
3.			
4.			
5.			
6.			
7.			
8.			
9.			
10.			
11.			
12.			
13.			
COL			
TOL			

ACCOUNTING DIRECTIONS:

1.				1.
2.				2.
3.				3.
4.				4.
5.				5.
6.				6.
7.				7.
8.				8.
9.				9.
10.				10.
11.				11.
12.				12.
13.				13.

This authorization is in accordance with Joint Pole Agreement and Routine. The undersigned have agreed on joint work as specified hereon.

Date Prepared _____

PAGE NO. _____

Date Sent 5/20/2019

Confirming Agreement _____ Field

By Telephone

Date Completed _____

No. of Pages _____

J.P. Auth.No. 5678-2019

UTILITY	REPRESENTATIVE	DISTRICT-DIVISION-EXCHANGE	APPROVED	TAXING INSTRUCTIONS	ACCOUNTING DATA	
			SECTION 7.7 WITH 4.1B	SECTION 4.1B		
			CURRENT RULE: Penalty (code 3) is priced by "DATE SENT"	RECOMMENDATION: Penalty (code 3) be priced by "YEAR SET" of new pole.		

POLE NO.	Pole Length	Year Set	Pole Trt		Record								Proposed								Item No.	LOCATION AND NATURE OF WORK <small>If not in accordance with Joint Pole agreement and routine-state reasons.</small>
			Class	Anchor Direct.	12K	HLA	12K	HLA	12K	HLA	12K	HLA	12K	HLA								
																				E TO REPLACE SECTION 7.7 AND 4.1B	1.	
CURRENT WAY																					2.	
1586789E	45	75	FT 2					100	(24-1)											LOCATION HERE	3.	
																					4.	
1586789E	45	18	FT 2											39-9	24-6					LOCATION HERE	5.	
																					6.	
PROPOSED WAY																					7.	
1586789E	45	75	FT 2					100	(24-1)											LOCATION HERE	8.	
																					9.	
1586789E	45	18	FT 2											39-9	24-6					LOCATION HERE	10.	
																					11.	
																					12.	

POLE LEGEND: L = LOWER CUT
 F = FULL
 PB = FULL BUTT
 T = TRANSPORT
 S = SALVAGE

ANCHOR LEGEND:
 SCZ = SAFETY CLEARANCE ZONE

Show Quantity of Items to be billed in the Column of



GEOGRAPHICAL LOCATION

COSTS and BILLING DATE

FINAL

BILLING CODES

- 1. PLACED CURRENT YEAR
- 2. PLACED PRIOR YEAR
- 3. UNAUTHORIZED ATTACHMENT
- 4. SALVAGE VALUE
- 5. AUTHORIZED COST

BILL NO. _____

J.P. AUTH. NO. 5678-2019

BILL NO. **601**

AMOUNT DUE			
BILL CODE	UTILITY	BILL CODE	UTILITY
	E		H
	TOTAL AMT		TOTAL AMT
AMOUNT	AMOUNT		
1.			
2.	3		922
3.			
4.			
5.			
6.			
7.			
8.	3		902
9.			
10.			
11.			\$20
12.			
13.			
COL			
TOL			

BILL NO.

AMOUNT DUE			
BILL CODE	UTILITY	BILL CODE	UTILITY
	TOTAL AMT		TOTAL AMT
	AMOUNT		AMOUNT
1.			
2.			
3.			
4.			
5.			
6.			
7.			
8.			
9.			
10.			
11.			
12.			
13.			
COL			
TOL			

BILL NO.

AMOUNT DUE			
BILL CODE	UTILITY	BILL CODE	UTILITY
	TOTAL AMT		TOTAL AMT
	AMOUNT		AMOUNT
1.			
2.			
3.			
4.			
5.			
6.			
7.			
8.			
9.			
10.			
11.			
12.			
13.			
COL			
TOL			

BILL NO.

AMOUNT DUE			
BILL CODE	UTILITY	BILL CODE	UTILITY
	TOTAL AMT		TOTAL AMT
	AMOUNT		AMOUNT
1.			
2.			
3.			
4.			
5.			
6.			
7.			
8.			
9.			
10.			
11.			
12.			
13.			
COL			
TOL			

BILL NO.

AMOUNT DUE			
BILL CODE	UTILITY	BILL CODE	UTILITY
	TOTAL AMT		TOTAL AMT
	AMOUNT		AMOUNT
1.			
2.			
3.			
4.			
5.			
6.			
7.			
8.			
9.			
10.			
11.			
12.			
13.			
COL			
TOL			

ACCOUNTING DIRECTIONS:

- 1.
- 2.
- 3.
- 4.
- 5.
- 6.
- 7.
- 8.
- 9.
- 10.
- 11.
- 12.
- 13.

Percentages of
 - Most Time Consuming JPAs/Reasons
 - JPAs billed by date (year): under 5 yrs, 5-6 yrs, 7-9 yrs, and 10+ yrs (using different year of pole prices)

JPA NUMBER	Billed by Date	FTR	Date Recd	# OF POLES (Required)	OWNERS	Most Time Consume	Most Time Consuming Reasons (# of Poles)							# of Poles - bill by date:				
							No. 1 PolePrice Pole Class	No. 2 4.1A or 4.1B	No. 3 4.2 (Salvage)	No. 4 7.7 w/4.1B	No. 5 Percentage	No. 6 Defaults	No. 7 SCZ Adequate	Under 5 Years	5-6 Years	7-9 Years	10 Years and older	
HLB8576295-04	2008		9/13/2019	27	3										1	1	1	24
A-09-13924	2009		9/10/2019	9	3										3			6
E6032-0454	2009		9/10/2019	4	3										4			
E6044-0800	2011		9/26/2019	3	6										2			1
E8455-403123207	2011	FTR	9/26/2019	7	5	X						1						7
ATC12BAR3679-C7	2012	FTR	9/26/2019	7	3	X						6						7
ATC12BAR3679-D5	2012	FTR	9/26/2019	15	3	X						12						12
ATC12BAR3679-D6	2012	FTR	9/26/2019	13	3	X						11		2		1		10
ATC13BAR3679-F5	2012	FTR	9/26/2019	2	3	X						1						2
E6029-403833074	2012		9/26/2019	16	3													
E6034-403957225	2012		9/26/2019	31	3										31			
E6026-405022686	2013	FTR	9/26/2019	12	4	X						1			12			
E6031-405099350	2013		9/13/2019	12	3										12			
E6034-404455842	2013	FTR	9/26/2019	33	3	X						2			27			6
E8455-404905536	2013		9/26/2019	10	3											8	2	
E8455-404905539	2013		9/26/2019	12	3											2		10
E8458-405654603	2013		9/13/2019	24	3	X		5							1		1	22
NG1037-01-6154	2013	FTR	9/6/2019	15	5	X						14			2	1	2	10
E4405-406112948	2014	FTR	9/10/2019	2	4	X						1				2		
E6022-406219193	2014		9/10/2019	7	4										1	6		
E6034-405876174	2014	FTR	9/13/2019	2	3	X						1			2			
E6035-406299993	2014		9/10/2019	20	3										20			
E6035-406402413	2014	FTR	9/26/2019	2	4	X						1			2			
E6035-406485742	2014	FTR	9/26/2019	2	3	X						1			2			
E6036-405639995	2014		9/26/2019	6	3										6			
E6039-406504707	2014		9/10/2019	2	3										2			
E6044-405589528	2014		9/13/2019	14	3										14			
E6044-406158225	2014		9/26/2019	2	3										2			
E6079-406145593	2014	FTR	9/26/2019	2	3	X						1			2			
E8455-406632314	2014	FTR	9/13/2019	25	4	X						13					2	23
E4305-406011687	2015		9/26/2019	12	6										12			
E4305-406169707	2015		9/26/2019	2	3										2			
E4305-407039672	2015		9/26/2019	10	3	X									10			
E4605-406802250	2015		9/26/2019	10	4	X						5			10			
E4605-406821759	2015		9/26/2019	12	5										12			
E4605-406984898	2015	FTR	9/13/2019	8	4	X						3			8			
E4605-406997060	2015	FTR	9/26/2019	4	3										4			
E4805-406761305	2015		9/13/2019	6	3										6			
E4805-406854245	2015		9/13/2019	2	3										2			
E4805-406937253	2015		9/26/2019	2	3										2			
E4805-406973976	2015		9/26/2019	4	3										4			
E6022-406391475	2015		9/13/2019	14	5										14			
E6026-406602836	2015	FTR	9/26/2019	10	4	X						2			10			
E6026-407202697	2015	FTR	9/13/2019	10	3										8			
E6026-407404887	2015	FTR	9/13/2019	2	3	X						2			2			
E6027-406922864	2015		9/26/2019	8	3										8			
E6029-406548354	2015		9/26/2019	20	3										20			
E6029-406548403	2015		9/10/2019	10	3										10			
E6029-406683949	2015		9/26/2019	8	5										6			
E6029-406775845	2015		9/18/2019	1	3										1			
E6031-406614930	2015		9/13/2019	9	3										8			1
E6031-407430756	2015		9/13/2019	4	3										4			
E6032-407119960	2015		9/26/2019	6	3										6			

Percentages of
 - Most Time Consuming JPAs/Reasons
 - JPAs billed by date (year): under 5 yrs, 5-6 yrs, 7-9 yrs, and 10+ yrs (using different year of pole prices)

JPA NUMBER	Billed by Date	FTR	Date Recd	# OF POLES (Required)	OWNERS	Most Time Consume	Most Time Consuming Reasons (# of Poles)							# of Poles - bill by date:			
							No. 1 PolePrice Pole Class	No. 2 4.1A or 4.1B	No. 3 4.2 (Salvage)	No. 4 7.7 w/4.1B	No. 5 Percentage	No. 6 Defaults	No. 7 SCZ Adequate	Under 5 Years	5-6 Years	7-9 Years	10 Years and older
E6033-406669700	2015	FTR	9/26/2019	34	3									34			
E6033-407663252	2015		9/13/2019	4	3									4			
E6033-407722484 COR	2015		9/26/2019	4	3									4			
E6034-406585356	2015	FTR	9/26/2019	19	3	X						5		16			
E6035-406436556	2015		9/10/2019	8	3									8			
E6035-406625533	2015	FTR	9/10/2019	14	4	X						5		14			
E6035-406753120	2015		9/13/2019	4	3									4			
E6035-406797540	2015	FTR	9/26/2019	10	3	X						2		10			
E6035-406974651	2015	FTR	9/26/2019	6	4	X						1		6			
E6035-406976688	2015	FTR	9/26/2019	4	4	X						2		4			
E6035-407001596	2015		9/10/2019	8	5									8			
E6035-407003380	2015		9/10/2019	8	5									6			
E6036-406461997	2015		9/10/2019	16	3	X			4					16			
E6036-406544144	2015		9/10/2019	6	3									6			
E6039-406490415	2015		9/10/2019	2	3									2			
E6042-407253270	2015	FTR	9/13/2019	23	4	X						2		23			
E6042-407253303	2015	FTR	9/13/2019	16	3	X						4		16			
E6042-407404507	2015	FTR	9/26/2019	6	3	X			1			1		6			
E6043-406465526	2015	FTR	9/26/2019	2	3	X						1		2			
E6043-407013642	2015		9/26/2019	2	5									2			
E6044-406064893	2015	FTR	9/26/2019	35	3	X						1		35			
E6044-407119099	2015		9/26/2019	2	4									2			
E6044-407120918	2015		9/26/2019	16	3									16			
E6047-406838704	2015	FTR	9/26/2019	8	3	X						2		8			
E6047-407035528	2015		9/26/2019	6	3									6			
E6047-407123961	2015	FTR	9/26/2019	2	3	X						1		2			
E6048-407040579	2015		9/26/2019	4	3									2			
E6048-407115317	2015	FTR	9/26/2019	14	3	X						1		14			
E6051-406569435	2015		9/10/2019	6	3									6			
E6059-406728757	2015		9/26/2019	8	3									8			
E6059-406747278	2015		9/26/2019	16	4									16			
E6059-407199672	2015		9/13/2019	1	3									1			
E6059-407257879	2015		9/10/2019	2	4									4			
E4403-406203251	2016		9/10/2019	2	3	X	1							2			
E4405-406397457	2016		9/10/2019	2	5	X	1							2			
E4405-406913473	2016		9/26/2019	6	4	X	3							6			
E4405-407025543	2016		9/26/2019	2	3	X	1							2			
E4605-406011980	2016		9/10/2019	6	3	X	3							4			
E4805-406086351	2016		9/13/2019	8	3	X	4							8			
E4805-406086353	2016		9/26/2019	10	4	X	5							10			
E4805-406949502	2016	FTR	9/26/2019	2	3	X	1					1		2			
E4805-407107243	2016		9/26/2019	6	3	X	3							6			
E4805-407343350	2016		9/26/2019	2	4	X	1							2			
E4805-408081584	2016		9/18/2019	2	4	X	1							2			
E6022-406735171	2016		9/26/2019	1	3	X	1										1
E6026-407012835	2016	FTR	9/26/2019	8	3	X	6							8			
E6026-407256149	2016		9/13/2019	2	3	X	1					3		2			
E6026-407428664	2016		9/13/2019	2	3	X	1							2			
E6027-406611829	2016		9/26/2019	4	4	X	2							4			
E6027-407151753	2016		9/10/2019	2	3	X	1							2			
E6029-405124491	2016		9/26/2019	6	4	X	3							6			
E6029-406917290	2016		9/13/2019	2	4	X	1							2			
E6029-408234284	2016		9/26/2019	2	3	X	1							2			

Percentages of
 - Most Time Consuming JPAs/Reasons
 - JPAs billed by date (year): under 5 yrs, 5-6 yrs, 7-9 yrs, and 10+ yrs (using different year of pole prices)

JPA NUMBER	Billed by Date	FTR	Date Recd	# OF POLES (Required)	OWNERS	Most Time Consume	Most Time Consuming Reasons (# of Poles)							# of Poles - bill by date:				
							No. 1 PolePrice Pole Class	No. 2 4.1A or 4.1B	No. 3 4.2 (Salvage)	No. 4 7.7 w/4.1B	No. 5 Percentage	No. 6 Defaults	No. 7 SCZ Adequate	Under 5 Years	5-6 Years	7-9 Years	10 Years and older	
E6030-407970580	2016		9/26/2019	2	3	X	1								2			
E6031-406540241	2016		9/13/2019	12	3	X	6											
E6031-407038946	2016		9/26/2019	4	3	X	2								4			
E6032-406679258	2016		9/13/2019	26	3	X	13								22			4
E6033-407094853	2016	FTR	9/26/2019	6	3	X	3					1			6			
E6033-407192141	2016		9/26/2019	8	3	X	4								8			
E6034-406275171	2016	FTR	9/10/2019	2	3	X	1						1		2			
E6034-406919409	2016	FTR	9/26/2019	7	4	X	3						3		7			
E6035-406806054	2016	FTR	9/26/2019	8	4	X	1						4		8			
E6035-406814067	2016		9/26/2019	10	5	X	1						4		10			
E6043-407762640	2016		9/26/2019	2	4	X	1								2			
E6044-407097252	2016	FTR	9/26/2019	2	3	X	1						1		2			
E6048-406786608	2016		9/13/2019	2	3	X	1								2			
E6059-407015290	2016	FTR	9/26/2019	2	3	X	1						1		2			
E6077-407767789	2016		9/10/2019	2	3	X	1								2			
LAC-00015-10	2016		9/19/2019	1	3										1			
LAC-00015-22	2016		9/19/2019	1	3													1
LAC-00015-26	2016		9/12/2019	1	3													1
LAC-00015-27	2016		9/12/2019	1	3													1
LAC-00015-30	2016		9/12/2019	1	3													1
LAC-00015-34	2016		9/12/2019	1	3	X				1								1
LAC-00015-39-02	2016		9/12/2019	1	3												1	
LAC-RLOS-00015-42	2016		9/12/2019	1	3	X							1					1
M227949	2016		9/9/2019	3	4										3			
M231452	2016	FTR	9/9/2019	4	3	X	2						1		4			
M233859	2016		9/9/2019	8	3	X	4								8			
M234006 SUP1	2016	FTR	9/9/2019	10	3	X	5						3		6			
NG0750-04-03	2016	FTR	9/9/2019	6	3	X							6					6
NG0775-04-01 SUP 1	2016	FTR	9/9/2019	6	3	X							6					6
NG0775-04-14 SUP 1	2016	FTR	9/9/2019	8	3	X							6		1			7
NG0797-04-14	2016		9/9/2019	11	4	X	4			1					2		2	7
NG0823-04-01	2016		9/9/2019	19	7	X				13								19
NG0823-04-11	2016	FTR	9/13/2019	4	3	X							1					4
NG0826-04-08	2016	FTR	9/13/2019	2	3													2
NG0834-04-06	2016	FTR	9/13/2019	2	3	X									1			1
NG0834-04-147	2016		9/16/2019	5	3	X				1								5
NG0834-04-173	2016		9/16/2019	7	3										1		1	5
NG0834-04-182	2016		9/16/2019	1	3													1
NG0834-04-53	2016		9/16/2019	6	3										1			5
NG0834-04-57	2016	FTR	9/24/2019	2	3	X							2		2			
NG0834-04-61	2016	FTR	9/24/2019	11	3	X								11		2		8
NG0851-04-07	2016	FTR	9/24/2019	2	3	X							2					2
NG0852-04-07	2016	FTR	9/23/2019	2	3	X							2					2
NG313209-02-08	2016		9/12/2019	27	3													27
NG313212-04-17	2016		9/6/2019	4	3										1			3
NG339012-03-07	2016		9/11/2019	7	3												1	6
NG348329-02-04	2016	FTR	9/12/2019	29	3	X											1	29
NG365241-02-09	2016		9/12/2019	15	3										2			13
NG365241-02-97	2016		9/12/2019	23	5													23
NG365242-02-103	2016		9/12/2019	15	4	X	1										1	14
NG365242-02-150	2016		9/12/2019	5	3	X	1										1	4
NG365242-02-192	2016		9/12/2019	8	3	X	4								4			4
NG365242-02-30	2016		9/12/2019	10	3	X	5											10

Percentages of
 - Most Time Consuming JPAs/Reasons
 - JPAs billed by date (year): under 5 yrs, 5-6 yrs, 7-9 yrs, and 10+ yrs (using different year of pole prices)

JPA NUMBER	Billed by Date	FTR	Date Recd	# OF POLES (Required)	OWNERS	Most Time Consume	Most Time Consuming Reasons (# of Poles)							# of Poles - bill by date:				
							No. 1 PolePrice Pole Class	No. 2 4.1A or 4.1B	No. 3 4.2 (Salvage)	No. 4 7.7 w/4.1B	No. 5 Percentage	No. 6 Defaults	No. 7 SCZ Adequate	Under 5 Years	5-6 Years	7-9 Years	10 Years and older	
NG365242-02-41	2016		9/6/2019	18	4	X	9								5			13
NG365242-04-08	2016		9/16/2019	34	3	X	17								2			32
NG365242-13-02	2016		9/17/2019	6	3	X	3											8
E4305-406815886	2017		9/18/2019	2	3	X	1								2			
E4605-407186445	2017		9/19/2019	2	3	X	1								2			
E4800-405320231	2017		9/19/2019	5	3	X	2								4			1
E4800-408755213	2017		9/26/2019	2	5	X	1								2			
E4805-405328632	2017		9/10/2019	2	3	X	1								2			
E4805-407314747	2017		9/10/2019	2	3	X	1								2			
E6026-408251874	2017		9/10/2019	2	3	X	1								2			
E6026-408297116	2017	FTR	9/26/2019	2	3	X	1				1				2			
E6027-408048184	2017		9/10/2019	6	3	X	3								6			
E6027-408291702	2017		9/10/2019	4	3	X	2								4			
E6039-408995984	2017		9/18/2019	38	3	X	19								36			2
E6039-409019459	2017		9/19/2019	38	3	X	19								38			
E6042-408400225	2017		9/10/2019	16	3	X	8								8			8
E6049-408415043	2017	FTR	9/10/2019	2	3	X	1				1				2			
LAC-DNE06-06	2017		9/12/2019	1	3													1
M234883	2017		9/9/2019	34	3	X	17								34			
M235241	2017	FTR	9/9/2019	2	3	X	1				1				2			
M235312	2017		9/9/2019	2	3										2			
MOB1703MOB	2017		9/23/2019	1	4													1
MOB1753MOB	2017	FTR	9/23/2019	1	4	X					1							1
NG0834-04-41	2017		9/16/2019	7	3													7
NG286956-06 COR	2017		9/9/2019	2	3													2
NG325104-008 COR	2017		9/9/2019	2	3										1			1
NG365242-02-109	2017		9/12/2019	13	3	X	13											13
NG365242-02-161	2017		9/12/2019	8	3	X	4											8
NG451476-03-03	2017		9/11/2019	20	5	X	10								6			14
NG451476-03-03 SUP2	2017		9/11/2019	10	5	X	10											10
NG451476-03-08	2017		9/11/2019	5	3	X	5											5
NG451476-03-09	2017		9/11/2019	22	3	X	22											22
NG451481-04-62	2017		9/16/2019	6	3	X	6								1			5
E4405-408320252	2018		9/18/2019	2	3	X	1			1					2			
E4405-408668041	2018		9/10/2019	4	4										4			
E6022-407982281	2018	FTR	9/10/2019	2	3										2			
E6026-406091433	2018	FTR	9/26/2019	2	3	X					1				2			
E6027-408421365	2018		9/10/2019	4	3	X				1					3			1
E6029-409274369	2018		9/26/2019	2	3										2			
E6029-409275256	2018		9/26/2019	2	3										2			
E6031-409467712	2018		9/26/2019	2	3										2			
E6032-409383539	2018		9/26/2019	2	3	X									2			
E6034-408721602	2018	FTR	9/13/2019	4	3	X					2							6
E6035-409141555	2018		9/10/2019	2	4										2			
E6035-409335114	2018	FTR	9/26/2019	2	4	X					1				2			
E6046-409068288	2018	FTR	9/18/2019	12	3	X					1				12			
E6046-409167254	2018	FTR	9/18/2019	2	3	X					1				2			
E6047-408981569	2018		9/18/2019	2	3										2			
E6048-409024480	2018		9/18/2019	2	4										2			
E6049-408279237	2018	FTR	9/10/2019	8	3	X					1				8			
E6049-408396088	2018	FTR	9/26/2019	4	3	X					1				4			
E6049-408398347	2018	FTR	9/10/2019	2	3	X					1				2			
E6049-408624706	2018	FTR	9/18/2019	4	3	X					1				4			

Percentages of
 - Most Time Consuming JPAs/Reasons
 - JPAs billed by date (year): under 5 yrs, 5-6 yrs, 7-9 yrs, and 10+ yrs (using different year of pole prices)

JPA NUMBER	Billed by Date	FTR	Date Recd	# OF POLES (Required)	OWNERS	Most Time Consume	Most Time Consuming Reasons (# of Poles)							# of Poles - bill by date:			
							No. 1 PolePrice Pole Class	No. 2 4.1A or 4.1B	No. 3 4.2 (Salvage)	No. 4 7.7 w/4.1B	No. 5 Percentage	No. 6 Defaults	No. 7 SCZ Adequate	Under 5 Years	5-6 Years	7-9 Years	10 Years and older
E6059-409014407	2018		9/18/2019	8	3									8			
E6059-409345080	2018		9/18/2019	4	3	X	1							4			
LAC-00015-24	2018		9/19/2019	2	3									1			
LAC-00015-31	2018		9/12/2019	1	3	X								1			
LAC-00015-43	2018		9/12/2019	1	3	X						1		1	1	1	1
LAC-DNE02D-02	2018		9/12/2019	2	3				1					2			1
LAC-DSW16-016	2018		9/19/2019	2	4							2					
M223068	2018	FTR	9/9/2019	4	3	X					2			4			
M236002	2018		9/9/2019	4	3									4			
M236276	2018		9/9/2019	10	4									5			
M236861	2018		9/9/2019	3	3									3			
NG0834-04-47	2018		9/16/2019	9	3	X	9								6		3
NG455327-13-03	2018		9/17/2019	6	4	X	5							1			5
NG455327-13-04 SUP1	2018		9/17/2019	2	4	X	2										1
NG455327-13-08	2018		9/17/2019	8	3	X		1						1		1	7
NG455327-13-10	2018		9/13/2019	10	4	X	9							1		2	7
NG455327-13-11	2018		9/17/2019	11	3	X						1		3			8
E6026-409572017	2019	FTR	9/26/2019	3	3	X					1			3			
E6026-409604337	2019	FTR	9/26/2019	2	3	X					1			2			
E6027-410177308	2019		9/18/2019	2	3	X	1							2			
E6029-410153989	2019		9/26/2019	2	3									2			
E6034-410169097	2019		9/26/2019	2	5									2			
E6035-410081013	2019	FTR	9/26/2019	2	3	X					1			2			
E6042-409344531	2019		9/18/2019	4	5	X			1					4			
E6044-409285480	2019		9/26/2019	2	3									2			
E6044-410209562	2019	FTR	9/26/2019	2	3	X					1			2			
E6059-409788848 COR	2019	FTR	9/26/2019	28	3	X					12			28			
HLB8911841	2019		9/9/2019	33	3	X	33								1	4	28
NG295647-01-01	2019		9/9/2019	1	4									1			
NG311694-006 COR	2019		9/9/2019	2	5									1			
NG311694-043 COR	2019		9/9/2019	6	5									6			
NG315288-09-19	2019		9/6/2019	29	3	X	29								1	1	27
VZ1RPR-0560-14023	Varies		9/19/2019	22	4	X		18		1				1	1		20
Percentages				1882		150	375	23	18	11	211	0	8	1143	34	23	634
						61.22%	19.93%	1.22%	0.96%	0.58%	11.21%	0.00%	0.43%	60.73%	1.81%	1.22%	33.69%
						Out of 245 JPAs	Out of 1882 Poles	Out of 1882 Poles	Out of 1882 Poles	Out of 1882 Poles	Out of 1882 Poles	Out of 1882 Poles	Out of 1882 Poles	Out of 1882 Poles	Out of 1882 Poles	Out of 1882 Poles	Out of 1882 Poles

Sample data: 245 JPAs, 1882 poles
 Sample JPAs included in packet: ATC12BAR3679-D6, HLB8911841

FINAL AUTHORIZATION FOR JOINT POLE TRANSACTION

This authorization is in accordance with Joint Pole Agreement and Routine. The undersigned have agreed on joint work as specified herein.

BILL NO. _____
PAGE NO. _____

Date Prepared **06/11/19**

Date Sent **10/17/12**

Confirming Agreement

In Field Telephone

Date Completed **JUN 14 2019** No. of Pages **3** J. P. Auth. No. **ATC12BAR3679-D6**

UTILITY	REPRESENTATIVE	DISTRICT-DIVISION-EXCHANGE	APPROVED	TAXING INSTRUCTIONS	ACCOUNTING DATA
E	KAREN JONES	BARSTOW	KAREN JONES	BARSTOW	700228
FTR	LAURA CESMAT	VICTORVILLE	J. RUIZ	S.B. CNTY	
ATC	M. Fosket	SOUTH BARSTOW	JIM PERRY	IRVINE	MAP # 3679-D6
	951-808-9501				

COSTS and BILLING DATA
BILLING CODES
1. PLACED CURRENT YEAR
2. PLACED PRIOR YEAR
3. UNAUTHORIZED ATTACHMENT
4. SALVAGE VALUE
5. AUTHORIZED COSTS

POLE #	POLE LENGTH ANCHOR SIZE	YEAR SET	POLE TREAT ANCHOR DIRECT.	RECORD				PROPOSED				ITEM NO.	LOCATION AND NATURE OF WORK <small>If not in accordance with Joint Pole Agreement and Routine-state reasons.</small>	BILL CODE		AMOUNT DUE		ACCOUNTING DIRECTIONS:
				E	FTR	ATC	E	FTR	ATC	UTILITY				UTILITY				
										TOTAL AMT.				TOTAL AMT.				
AMOUNT	TAX	AMOUNT	TAX															
4379773E	45'	06	FT CL 2	100				12KV			C	ATC TO PURCHASE SEC 4.0 & PL ANC SEC 3.1, ATC TO PL RISER SEC 3.4, ATC TO REARRANGE SEC 10.9	1					
								39-12 20-2			21-1	N ST E/S APPROX 335' N/O C/L BRUCITE RD	2					
								T20					3					
	1"	ANC	S	ALL				ALL					4					
	1"	14	S					.50		.50	111b	ATC-E	5					
											20A	ATC TO TRFR CATV DNG TO NEW ANC (S) - NO COST						
													7					
2202274E	40'	75						12KV				ATC TO PURCHASE SEC 4.3a & PL GRD ARM SEC 19.2, REC. CORR YR SET SEC 13.3	8					
								34-8	21-3 T21		22-1	N ST E/S 140' N/O C/L BRUCITE RD	9					
											161a	ATC TO PL GRD ARM - NO COST	10					
2202273E	40'	79	T CL 5		24'			12KV				ATC TO PURCHASE SEC 4.3a & PL GRD ARM SEC 19.2	11					
								34-8 20-1	24-3 19-1		21-1	N ST E/S 75' S/O C/L BRUCITE RD	12					
								T20			161a	ATC TO PL GRD ARM - NO COST	13					

POLE LEGEND:
P = PULL
PB = PULL BUTT
T = TRANSPORT
S = SALVAGE
D = DISPOSE
TN = TENANT

L = LOWER TOP
C (XX) = FOOTAGE CUT
SCZ = SAFETY CLEARANCE ZONE

ANCHOR LEGEND:
AR = ANCHOR REMOVED
AT = ANCHOR TRANSFERRED

Show Quantity of Items to be Billed in the Column of Party to be Paid.

↑ ↑ ↑ ↑ ↑
GEOGRAPHICAL LOCATION
SO BARSTOW COMMUNITY

13

FINAL

J.P. FORM 2-2 1/95

BILL NO. _____

PAGE NO. 2

J.P. AUTH. NO. **ATC12BAR3679-D6**

PAGE NO. _____

POLE #	POLE LENGTH ANCHOR SIZE	YEAR SET	POLE TREAT ANCHOR DIRECT.	RECORD				PROPOSED				ITEM NO.	LOCATION AND NATURE OF WORK <small>If not in accordance with Joint Pole Agreement and Routine-state reasons.</small>	BILL CODE	UTILITY		BILL CODE	UTILITY		ACCOUNTING DIRECTIONS:
				E	FTR			E	FTR		ATC				TOTAL AMT.	TAX		TOTAL AMT.	TAX	
															AMOUNT			AMOUNT		
				12KV				12KV	C		C		ATC TO PURCHASE SEC 4.3a & PL GRD ARM SEC 19.2	1						
2202272E	40'	79	T CL 5		22'			34-7	21-3 T21		22-1		N ST E/S 320' S/O C/L BRUCITE RD	2						
												161a	ATC TO PL GRD ARM- NO COST	3						
														4						
														5						
				12KV				12KV					ATC TO PURCHASE SEC 4.0, REC. CORR POLE TREATMENT SEC 13.3	6						
30176S	40	56	BT CL3	.60	22			34-5	22-4 T22		23-1		1020' N 1280' W/O C/O SEC 14 T9N R2W	7						
	1"	ANC	S	.50	.50			.50	.50					8						
														9						
				12KV				12KV					ATC TO PURCHASE SEC 4.0	10						
2313480E	40	85	FT CL5	34-9 19-1	18-1			34-8 19-1	18-1		20-1		N ST E/S 168' S/O CINNABAR RD	11						
								T19						12						
				12KV				12KV						13						
2157363E	40	79	T CL5		24			34-3	24-6 T24		25-1		N ST E/S 50' N/O CINNABAR RD	14						
														15						
								12KV					ATC TO PURCHASE SEC 4.3a & PL GRD ARM SEC 19.2	16						
2236706E	40	81	FT CL5		22			34-7	22-4 T22		23-1		N ST E/S 250' S/O CINNABAR RD	17						
												161a	ATC TO PL GRD ARM - NO COST	18						
														19						

POLE LEGEND:
P = PULL
PB = PULL BUTT
T = TRANSPORT
S = SALVAGE
D = DISPOSE
TN = TENANT

L = LOWER TOP
C (XX) = FOOTAGE CUT
SCZ = SAFETY CLEARANCE ZONE

ANCHOR LEGEND:
AR = ANCHOR REMOVED
AT = ANCHOR TRANSFERRED

Show Quantity of Items to be Billed in the Column of Party to be Paid.

↑ ↑ ↑ ↑ ↑
GEOGRAPHICAL LOCATION

**SO BARSTOW
COMMUNITY**

PAGE TOTAL _____

FINAL

J.P. FORM 2-2 1/95

BILL NO. _____

PAGE NO. 3

J.P. AUTH. NO. **ATC12BAR3679-D6**

PAGE NO. _____

POLE #	POLE LENGTH		YEAR	POLE TREAT		RECORD				PROPOSED				ITEM NO.	LOCATION AND NATURE OF WORK <small>If not in accordance with Joint Pole Agreement and Routine-state reasons.</small>	UTILITY		UTILITY		ACCOUNTING DIRECTIONS:	
	ANCHOR SIZE	SET		ANCHOR DIRECT.	E	FTR	E	FTR	ATC	TOTAL AMT.		TOTAL AMT.									
			AMOUNT							TAX	AMOUNT	TAX									
						12KV				12KV	C		C		ATC TO PURCHASE SEC 4.3a & PL GRD ARM SEC 19.2, REC CORR. POLE TREATMENT SEC 13.3	1					
2157364E	40'	79		BT CL5			24'			34-7	22-4 T22		23-1		N ST E/S 75' N/O BONANZA ST	2					
													161a		ATC TO PL GRD ARM - NO COST	3					
	1"	ANC		N		.50	.50			.50	.50						4				
										12KV					ATC TO PURCHASE SEC 4.3a & PL GRD ARM SEC 19.2	5					
4176319E	45'	05		FT CL 2		100				39-10 24-6			25-1		N ST E/S 125' N/O AZURITE RD	6					
										T24			161a		ATC TO PL GRD ARM - NO COST	7					
																	8				
						12KV				12KV							9				
4572387E	45'	07		FT CL 2		39-10 22-4	23-1			39-13 20-1	19-1		21-1		N ST E/S 127' S/O RIMROCK RD	10					
													161a		ATC TO PL GRD ARM - NO COST	11					
																	12				
						12KV				12KV					ATC TO PURCHASE SEC 4.0	13					
1672176E	40'	66		FT CL 5		.60	22'			34-5	22-4 T22		23-1		S/E COR/O RIMROCK RD & N ST	14					
																	15				
						12KV				12KV							16				
1672177E	40'	66		FT CL 5		.60	22'			34-6	21-3 T21		22-1		N ST E/S 137' S/O COCHISE ST	17					
																	18				
																	19				

POLE LEGEND:
P = PULL
PB = PULL BUTT
T = TRANSPORT
S = SALVAGE
D = DISPOSE
TN = TENANT

L = LOWER TOP
C (XX) = FOOTAGE CUT
SCZ = SAFETY CLEARANCE ZONE

ANCHOR LEGEND:
AR = ANCHOR REMOVED
AT = ANCHOR TRANSFERRED

Show Quantity of Items to be Billed in the Column of Party to be Paid.

↑ ↑ ↑ ↑ ↑
GEOGRAPHICAL LOCATION

**SO BARSTOW
COMMUNITY**

PAGE TOTAL _____

BILL NO. _____

PAGE NO. 1 OF 4

Date Prepared 8/30/2019 In Field
 Date Sent 8/30/2019 Confirming Agreement

FINAL AUTHORIZATION FOR JOINT POLE TRANSACTION

This authorization is in accordance with Joint Pole Agreement and Routine. The undersigned have agreed on joint work as specified heron.

J.P. FORM 2-1 Rev 07/13

By Telephone
 Date Completed SEP 09 2019 No. of Pages 1 OF 4

J.P. Auth. No. HLB8911841

COSTS and BILLING DATA

- BILLING CODES**
 1. PLACED CURRENT YEAR
 2. PLACED PRIOR YEAR
 3. UNAUTHORIZED ATTACHMENT
 4. SALVAGE VALUE
 5. AUTHORIZED COSTS

UTILITY	REPRESENTATIVE	DISTRICT-DIVISION-EXCHANGE	APPROVED	TAXING INSTRUCTIONS	ACCOUNTING DATA
E	BEN MORGIA	REDLANDS	TIM DECKARD	REDLANDS	700116 / 405380232
FTR	K TAYLOR		18.1D		
HSO	FRANKIE VELASQUEZ	ORANGE/RIVERSIDE	S.SHELLY	CITY OF ANAHEIM	LB17 / 8911841 / V0KDFEB00

BILL NO. _____

POLE NO.	Pole Length	Year Set	Pole Treat Class	Record								Proposed								Item No.	LOCATION AND NATURE OF WORK <small>If not in accordance with Joint Pole agreement and routine-state reasons.</small>	AMOUNT DUE		ACCOUNTING DIRECTIONS:			
				12KV		E		FTR		HSO		12KV		E		FTR		HSO				BILL CODE	UTILITY				
				Anchor Size	Anchor Direct.	E	FTR	E	FTR	HSO	E	FTR	HSO	E	FTR	HSO	AMOUNT	AMOUNT	UTILITY			TOTAL AMT					
691S	45	48	FT	39-12	27-5					39-6	22-1	27-5	21-1														
										20-2																	
1826247E	45	69	FT	.50	.50					39-5	24-1	28-4	22-4	23-1													
	3/4"	69	S	.50	.50					.50	.50																
1027310E	50	54	FT	43-9	28-1					43-9	28-3	24-6	25-1														
	3/4"	54	N	.50	.50					.50	.50																
4421626E	50	2000	FT	43-13	24-6					43-13	24-1	22-4	23-1														
						</																					

FINAL

POLE NO.	Pole Length Anchor Size	Year Set	Record										Proposed										Item No.	LOCATION AND NATURE OF WORK If not in accordance with Joint Pole agreement and routine-state reasons.	BILL CODE	UTILITY		ACCOUNTING DIRECTIONS:								
			Class	12KV																AMOUNT	AMOUNT															
			Anchor Direct.	E	FTR																															
1448148E	55	62	FT	.70	.30	24																														
F9963Y	45	50	FT	.67	.33	23																														
1371778E	55	12	FT	48-18	24-6																															
1811563E	50	68	FT	.65	.35	24																														
1811562E	50	68	FT	.65	.35	24																														
4337953E	55	98	FT	.70	.30	24																														
1329102E	55	60	FT	.70	.30	24																														
4242413E	50	95	FT	43-13 23-5	24-1																															
F9972Y	45	50	FT	0.67	.33	23																														
1346593E	50	61	FT	0.65	.35	24																														
62552E	45	49	FT	.67 38-15	.33 23-5																															
256744E	45	49	FT	.67 38-15	.33 23-5																															
1329103E	50	60	FT	0.65	.35	24																														
988468E	45	54	FT	.55	.45	26																														
1745504E	50	11	FT	43-15	22-2																															

POLE LEGEND:
 L = LOWER TOP (Item 5E)
 P = PULL (Item 5A)
 PB = PULL BUTT
 T = TRANSPORT (Item 5B)
 S = SALVAGE
 D = DISPOSE (Item 5D)
 TN = TENANT

Show Quantity of Items to be billed in the Column of Party to be Paid.

GEOGRAPHICAL LOCATION
SAN BERNADINO
 COMMUNITY

COL TOT
 PAGE TOTAL _____

FINAL

POLE NO.	Pole Length Anchor Size	Year Set	Record						Proposed						Item No.	LOCATION AND NATURE OF WORK If not in accordance with Joint Pole agreement and routine-state reasons.	BILL CODE	UTILITY		ACCOUNTING DIRECTIONS:
			Class	12KV					12KV									AMOUNT	AMOUNT	
			Anchor Direct.	E	FTR			E	FTR	HSO										
				GUY				GUY							HSO TO PURCHASE INTEREST SEC 4.0	1				
125602E	45	54	FT	38-11 26-3	.33 23-5			39-7 26-3	22-4	23-1					21ST ST S/S 166' W/O WATERMAN AVE	2				
1947639E	45	11	FT	39-11 TN22				39-10 22-1	21-3	23-1					21ST ST S/S 144' W/O WATERMAN AVE	3				
								TN22								4				
201483S	40	55	FT	.50 34-11	.50 23-5			34-5	22-4	23-1					18TH ST A/N 175' E/O E ST	5				
4820380E	45	11	FT	39-10	23-5			39-10	22-4	23-1					18TH ST S/S A/N 300' E/O E ST	6				
F8603Y	40	49	FT	.67 PTX	.33 23			34-4	23-5	24-1					18TH ST S/S A/N 450' E/O E ST	7				
F8604Y	40	49	FT	.50	.50 23			34-4	23-5	24-1					18TH ST A/N S/S 54' W/O D ST	8				
1027309E	45	54	FT	39-7	26-8			39-7	26-1 24-6	25-1					18TH ST A/N N/S 150' E/O D ST	9				
4346882E	45	98	FT	30-7	22-4	No record								18TH ST A/N 152' E/O D ST	10					
																11				
																12				
																13				
																14				
																15				
																16				
																17				
																18				
																19				

POLE LEGEND:
 L = LOWER TOP (Item 5E)
 P = PULL (Item 5A)
 PB = PULL BUTT
 T = TRANSPORT (Item 5B)
 S = SALVAGE
 D = DISPOSE (Item 5D)
 TN = TENANT

ANCHOR/ARM LEGEND:
 C(XX) = FOOTAGE CUT
 SCZ = SAFETY CLEARANCE ZONE
 AR = ANCHOR/ARM REMOVED
 AT = ANCHOR/ARM TRANSFERRED

Show Quantity of Items to be billed in the Column of Party to be Paid.

GEOGRAPHICAL LOCATION
SAN BERNADINO
 COMMUNITY

COL TOT
 PAGE TOTAL _____

NG365242-02-41

BILLING		
CURRENT WAY	PROPOSED WAY	NEW PROPOSED WAY
0.25	0.25	0.25
2	2	2
5	4	5
7	7	5
6	6	4
6	6	6
2	2	2
24	15	22
0.33	0.33	0.33

CHECKING		
CURRENT WAY	PROPOSED WAY	NEW PROPOSED WAY
4	2	2
5	5	8
3	2	4
3	2	2
11	7.33	9
0.33	0.33	0.33

Enter into Friend
Pull cards
Verify records against JPA
Grade and space
Who's billing
Percent
Second pages
Billing
Log out of Excel
TOTAL TIME

Verify records against JPA
Grade and space
Who's billing
Percent
Verify Billing
Log out of Excel

TOTAL TIME 26.33 18.66 25.33
 8 min = 29% 1 min = 4%

10 min = 21% 6 min = 11%

Time is in minutes

CURRENT WAY	PROPOSED WAY	NEW PROPOSED WAY	CURRENT WAY	PROPOSED WAY	NEW PROPOSED WAY	CURRENT WAY	PROPOSED WAY	NEW PROPOSED WAY
615	615	615	854	854	854	855	855	855
E BILL NG	E BILL NG	E BILL NG	H BILL NG	H BILL NG	H BILL NG	M BILL NG	M BILL NG	M BILL NG
\$8,019	\$5,370	\$6,976	\$345	\$345	\$508	\$2,421	\$2,522	\$2,042
	E LOSES \$2649	E LOSES \$1040		SAME	H GAINS \$163		M GAINS \$101	M LOSES \$379

	CURRENT WAY	PROPOSED WAY	NEW PROPOSED WAY
Billing	52.58	42.58	46.58
Checking	26.33	18.66	25.33
TOTAL	78.91	61.24	71.91

	CURRENT WAY COST	PROPOSED WAY COST	NEW PROPOSED WAY TIME
Billing	\$ 38.12	\$ 30.87	\$ 33.77
Checking	\$ 19.09	\$ 13.53	\$ 18.36
TOTAL	\$ 57.21	\$ 44.40	\$ 52.13

Billers
Level III
.725

E4405-408320252

BILLING		
CURRENT WAY	PROPOSED WAY	NEW PROPOSED WAY
Enter into Friend	0.25	0.25
Pull cards	0.33	0.33
Verify records against JPA	0.17	0.17
Grade and space	0.5	0.5
Who's billing	0.33	2
Percent	1	1
Second pages	0.5	1
Billing	8	10
Log out of Excel	0.33	0.33
TOTAL TIME	11.41	15.58

3 min = 26%

Time is in minutes

Verify records against JPA

Grade and space

Who's billing

Percent

Verify Billing

Log out of Excel

CHECKING		
CURRENT WAY	PROPOSED WAY	NEW PROPOSED WAY
Verify records against JPA	0.25	0.25
Grade and space	0.17	1
Who's billing	0.17	1
Percent	0.17	0.17
Verify Billing	5	8
Log out of Excel	0.33	0.33
TOTAL TIME	6.09	10.75

2 min = 33%

CURRENT WAY	PROPOSED WAY	NEW PROPOSED WAY	CURRENT WAY	PROPOSED WAY	NEW PROPOSED WAY	CURRENT WAY	PROPOSED WAY	NEW PROPOSED WAY
615	615	615	936	936	936	940	940	940
E BILL NG	E BILL NG	E BILL NG	E BILL TCA	E BILL TCA	E BILL TCA	TCA BILL NG	TCA BILL NG	TCA BILL NG
\$5,674	\$9,180	\$9,439	\$1,367	\$1,367	\$5,362	\$386	\$402	\$381
	E GAINS \$3506	E GAINS \$3765		SAME	E GAINS \$3995		TCA GAINS \$16	TCA LOSES \$5

Billing
Checking
TOTAL

CURRENT WAY TIME	PROPOSED WAY TIME	NEW PROPOSED WAY TIME
11.41	8.41	15.58
6.09	4.09	10.75
17.5	12.5	26.33

Biller Level III .725

Billing
Checking

CURRENT WAY COST	PROPOSED WAY COST	NEW PROPOSED WAY TIME
\$ 8.27	\$ 6.10	\$ 21.49
\$ 4.42	\$ 2.97	\$ 7.79
\$ 12.69	\$ 9.06	\$ 29.28

BILL NO. 10-19-615, 855, 854 FINAL AUTHORIZATION FOR JOINT POLE TRANSACTION

PAGE NO. 1 This authorization is in accordance with Joint Pole Agreement and Routine. The undersigned have agreed on joint work as specified heron.

Date Prepared 6/3/2019 **2019 Book** In Field By Telephone Date Completed JUN 10 2019 No. of Pages 6 J.P. Auth No NG365242-02-41

COSTS and BILLING DATA

- BILLING CODES
 1. PLACED CURRENT YEAR
 2. PLACED PRIOR YEAR
 3. UNAUTHORIZED ATTACHMENT
 4. SALVAGE VALUE
 5. AUTHORIZED COSTS

BILL NO. 615

UTILITY	REPRESENTATIVE	DISTRICT-DIVISION-EXCHANGE	APPROVED	TAXING INSTRUCTIONS	ACCOUNTING DATA
E	Tim Wilkerson	LOS ANGELES	M. WAZEWSKI	TORRANCE	4080 44 396
M	D. Walls	LOS ANGELES	W. SALVADOR	LOS ANGELES	RECORD ONLY
HLA	H Roundfield	LOS ANGELES	B. BARRERA	LOS ANGELES	A312
NG	Michael Mckay	SAN JOSE	EARLE CARRION	SANTA CLARA	JOB TMO-365241 TMO1800 / MAP 6471-1804

AMOUNT DUE

BILL CODE	TOTAL AMT	BILL CODE	TOTAL AMT
<u>E</u>	<u>6,976</u>	<u>NG</u>	<u>0</u>
	AMOUNT		AMOUNT

POLE NO.	Pole Length Anchor Size	Year Set	Pole Treat Class Anchor Direct.	Record			Proposed				Item No.	LOCATION AND NATURE OF WORK If not in accordance with Joint Pole agreement and routine-state reasons.	BILL CODE	AMOUNT	ACCOUNTING DIRECTIONS:
				E	M	HLA	E	M	HLA	NG					
				L			16KV			C		NG TO PURCH SEC 4.0; NG TO PL ANC SEC 12.0	1		
X12951E	35	14	FT / CL5	100			30-2 21-3			22-1		94TH ST S/S 370' 668' W/O VERMONT AV	2	2,139.8	
	1"	16	W							ALL	111b		3		
				L			16KV			C		NG TO PURCH SEC 4.0	5		
X12953E	35	14	FT / CL6	100			30-2 21-3			22-1		94TH ST S/S 370' 504' W/O VERMONT AV	6	2,139.8	
				L			16KV			C		NG TO PURCH SEC 4.0	8		
933500E	45	14	FT / CL5	100			39-7 25-7			26-1		94TH ST S/S 370' 356' W/O VERMONT AV	9	2,145.7	
													10		
													11		
													12		
													13		

COL TOT 4253 0

PA 4253 0

POLE LEGEND: L = LOWER TOP (Item 5E)
 P = PULL (Item 5A) C(XX) = FOOTAGE CUT
 PB = PULL BUTT SCZ = SAFETY CLEARANCE ZONE
 T = TRANSPORT (Item 5B)
 S = SALVAGE ANCHOR/ARM LEGEND:
 D = DISPOSE (Item 5D) AR = ANCHOR/ARM REMOVED
 TN = TENANT AT = ANCHOR/ARM TRANSFERRED

Show quantity of Items to be billed in the Column of Party to be Paid.

GEOGRAPHICAL LOCATION

WESTMONT

FORM 48 SENT 2/27/2017

18

COSTS and BILLING DATE

BILL NO. 10-19-855, 854

FINAL

BILLING CODES

1. PLACED CURRENT YEAR
2. PLACED PRIOR YEAR
3. UNAUTHORIZED ATTACHMENT
4. SALVAGE VALUE
5. AUTHORIZED COST

J.P. AUTH. NO. NG365242-02-41

BILL NO. **855**

AMOUNT DUE			
BILL CODE	UTILITY	BILL CODE	UTILITY
	M		NG
TOTAL AMT	2042	TOTAL AMT	0
AMOUNT		AMOUNT	

1.			
2.			
3.			
4.			
5.			
6.			
7.			
8.			
9.			
10.			
11.			
12.			
13.			
COL TOL	0	0	

PAGE TOTAL 0 0

BILL NO. **854**

AMOUNT DUE			
BILL CODE	UTILITY	BILL CODE	UTILITY
	NG		H
TOTAL AMT	0	TOTAL AMT	508
AMOUNT		AMOUNT	

1.			
2.			
3.			
4.			
5.			
6.			
7.			
8.			
9.			
10.			
11.			
12.			
13.			
COL TOL	0	0	

PAGE TOTAL 0 0

BILL NO.

AMOUNT DUE			
BILL CODE	UTILITY	BILL CODE	UTILITY
TOTAL AMT		TOTAL AMT	
AMOUNT		AMOUNT	

1.			
2.			
3.			
4.			
5.			
6.			
7.			
8.			
9.			
10.			
11.			
12.			
13.			
COL TOL			

PAGE TOTAL _____

BILL NO.

AMOUNT DUE			
BILL CODE	UTILITY	BILL CODE	UTILITY
TOTAL AMT		TOTAL AMT	
AMOUNT		AMOUNT	

1.			
2.			
3.			
4.			
5.			
6.			
7.			
8.			
9.			
10.			
11.			
12.			
13.			
COL TOL			

PAGE TOTAL _____

BILL NO.

AMOUNT DUE			
BILL CODE	UTILITY	BILL CODE	UTILITY
TOTAL AMT		TOTAL AMT	
AMOUNT		AMOUNT	

1.			
2.			
3.			
4.			
5.			
6.			
7.			
8.			
9.			
10.			
11.			
12.			
13.			
COL TOL			

PAGE TOTAL _____

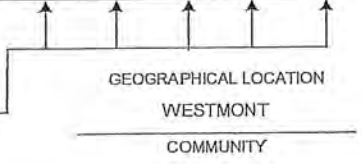
ACCOUNTING DIRECTIONS:

1.				1.
2.				2.
3.				3.
4.				4.
5.				5.
6.				6.
7.				7.
8.				8.
9.				9.
10.				10.
11.				11.
12.				12.
13.				13.

POLE NO.	Pole Length Anchor Size	Year Set	Record				Proposed				Item No.	LOCATION AND NATURE OF WORK If not in accordance with Joint Pole agreement and routine-state reasons.	BILL CODE	UTILITY		ACCOUNTING DIRECTIONS:		
			Class Anchor Direct.	E	M	HLA	E	M	HLA	NG				E	NG			
				L		C		16KV 40			.35	.25		1				
103373H	45	70	FT / CL4	.60		.40 24'		39-5 28-2		24-6		26-1		2	2	74		
								25-1 TN 28						3				
	1"	16	S									ALL	111b	4				
														5				
				L				16KV				C		6				
X12817E	40	14	FT / CL5	100				34-1 26-8				27-1		7	2	1547		
	1"	16	E									ALL	111b	8				
														9				
				L		C		16KV 36				.38	.26	10				
559970E	40	40	FT / CL3	34-11		23-5		34-4 24-1		23-5		24-1		11	2	142		
								TN 24						12				
			ARM					.50 FREE				.50		13				1 FREE
														14				
						C						C	C	15				
817363H	30	72	FT / CL3			100						24-8 TN 23	25-1	16				
														17				
														18				
														19				

POLE LEGEND: L = LOWER TOP (Item 5E)
 P = PULL (Item 5A) C(XX) = FOOTAGE CUT
 PB = PULL BUTT SCZ = SAFETY CLEARANCE ZONE
 T = TRANSPORT (Item 5B)
 S = SALVAGE ANCHOR/ARM LEGEND:
 D = DISPOSE (Item 5D) AR = ANCHOR/ARM REMOVED
 TN = TENANT AT = ANCHOR/ARM TRANSFERRED

Show Quantity of Items to be billed in the Column of Party to be Paid.



COL TOT 1763 0
 PAGE TOTAL 1763 0

BILL NO. 855

BILL NO. 854

BILL NO. _____

BILL NO. _____

BILL NO. _____ J.P. AUTH. NO. NG365242-02-41

AMOUNT DUE			
BILL CODE	UTILITY	BILL CODE	UTILITY
	M		NG
1			
2			
3			
4			
5			
6			
7			
8			
9			
10			
11			
12			
13			
14			
15			
16			
17			
18			
19			
COL TOT	0	0	

AMOUNT DUE			
BILL CODE	UTILITY	BILL CODE	UTILITY
	NG		H
1			
2		2	61
3			
4			
5			
6			
7			
8			
9			
10			
11		2	129
12			
13			
14			
15			
16		2	318
17			
18			
19			
COL TOT	0	508	

AMOUNT DUE			
BILL CODE	UTILITY	BILL CODE	UTILITY
1			
2			
3			
4			
5			
6			
7			
8			
9			
10			
11			
12			
13			
14			
15			
16			
17			
18			
19			
COL TOT			

AMOUNT DUE			
BILL CODE	UTILITY	BILL CODE	UTILITY
1			
2			
3			
4			
5			
6			
7			
8			
9			
10			
11			
12			
13			
14			
15			
16			
17			
18			
19			
COL TOT			

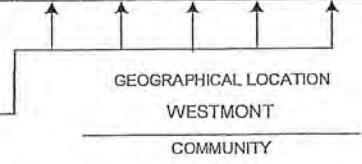
AMOUNT DUE			
BILL CODE	UTILITY	BILL CODE	UTILITY
1			
2			
3			
4			
5			
6			
7			
8			
9			
10			
11			
12			
13			
14			
15			
16			
17			
18			
19			
COL TOT			

ACCOUNTING DIRECTIONS

POLE NO.	Pole Length	Year Set	Pole Trl Class	Record				Proposed				Item No.	LOCATION AND NATURE OF WORK If not in accordance with Joint Pole agreement and routine-state reasons.	BILL CODE	UTILITY		ACCOUNTING DIRECTIONS:
				E	M	HLA	NG	E	M	HLA	NG				E	NG	
				L	L			16KV 29	16KV 50				NG TO PURCH SEC 4.0; NG TO PL ANC SEC 12.0	1			
170493M	50	72	G / CL4	33-4 21-1	43-10 23-2			33-4 21-1	43-10 25-4			20-1	93RD ST S/S 390' E/O BUDLONG AV	2	2	53	
				TN 21	20-2 C 23				19-1 C 25					3			
									C 24 C 23					4			
									TN 22					5			
	1"	16	N									ALL	111b	6			
														7			
				L	L			16KV 27	16KV 50				NG TO PURCH SEC 4.0	8			
138061M	50	72	G / CL4	33-3 22-1	43-10 21-2			33-3 22-1	43-10 26-4			20-1	93RD ST S/S 430' W/O A/W/O VERMONT AV	9	2	53	
				TN 22	25-3 C 25			TN 22	21-1 19-1					10			
									C 26 C 25					11			
									C 24 TN 23					12			
														13			
				L	L			16KV 39	16KV 39				NG TO PURCH SEC 4.0	14			
4352964E	50	99	FT / CL4	39-9 22-4	43-4 24-2			39-7 22-2	43-4 26-4			20-1	93RD ST S/S 294' W/O A/W/O VERMONT	15	2	139	
				TN 22	C 24				19-1 C 26					16			
									C 25 C 24					17			
									TN 23					18			
														19			

POLE LEGEND: L = LOWER TOP (Item 5E)
P = PULL (Item 5A) C(X) = FOOTAGE CUT
PB = PULL BUTT SCZ = SAFETY CLEARANCE ZONE
T = TRANSPORT (Item 5B)
S = SALVAGE ANCHOR/ARM LEGEND:
D = DISPOSE (Item 5D) AR = ANCHOR/ARM REMOVED
TN = TENANT AT = ANCHOR/ARM TRANSFERRED

Show Quantity of Items to be billed in the Column of Party to be Paid.



COL TOT	245	0
PAGE TOTAL	245	0

BILL NO. 855

BILL NO. 854

BILL NO. _____

BILL NO. _____

BILL NO. _____

J.P. AUTH. NO. NG365242-02-41

AMOUNT DUE			
BILL CODE	UTILITY	BILL CODE	UTILITY
	M		NG
1			
2	264		
3			
4			
5			
6			
7			
8			
9	264		
10			
11			
12			
13			
14			
15	2116		
16			
17			
18			
19			
COL TOT	244		0

AMOUNT DUE			
BILL CODE	UTILITY	BILL CODE	UTILITY
	NG		H
1			
2			
3			
4			
5			
6			
7			
8			
9			
10			
11			
12			
13			
14			
15			
16			
17			
18			
19			
COL TOT	0		0

AMOUNT DUE			
BILL CODE	UTILITY	BILL CODE	UTILITY
1			
2			
3			
4			
5			
6			
7			
8			
9			
10			
11			
12			
13			
14			
15			
16			
17			
18			
19			
COL TOT			

AMOUNT DUE			
BILL CODE	UTILITY	BILL CODE	UTILITY
1			
2			
3			
4			
5			
6			
7			
8			
9			
10			
11			
12			
13			
14			
15			
16			
17			
18			
19			
COL TOT			

AMOUNT DUE			
BILL CODE	UTILITY	BILL CODE	UTILITY
1			
2			
3			
4			
5			
6			
7			
8			
9			
10			
11			
12			
13			
14			
15			
16			
17			
18			
19			
COL TOT			

ACCOUNTING DIRECTIONS

PAGE TOTAL 244 0

PAGE TOTAL 0 0

PAGE TOTAL _____

PAGE TOTAL _____

PAGE TOTAL _____

PAGE NO. 3A

POLE NO.	Pole Length Anchor Size	Year Set	Pole Tilt Class Anchor Direct.	Record				Proposed				Item No.	LOCATION AND NATURE OF WORK If not in accordance with Joint Pole agreement and routine-state reasons.	BILL CODE	UTILITY	BILL CODE	ACCOUNTING DIRECTIONS:
				E	M	HLA		E	M	HLA	NG				E	NG	
				L	L			16KV 33-1 22-1	16KV 43-10 26-4				1	NG TO PURCH SEC 4.4; NG TO PL CA SEC 14.1; NG TO REARRANGE SEC 10.9			
146020M	50	72	G/CL1	33-4 22-1	43-10 21-3			33-1 22-1	43-10 26-4				2	93RD ST S/S 150' W/O A/W/O VERMONT AV	2	62	
				TN 22	23-1 C 23			TN 22	21-3 C 24				3				
			ARM					.50 FREE			.50	164a	4			1	FREE
													5				
				L	L			16KV 33-2	16KV 43-10 27-9				6	NG TO PURCH SEC 4.4; NG TO PL CA SEC 14.1			
138060M	50	72	G/CL4	33-4 22-1	43-10 21-2			33-2	43-10 27-9				7	93RD ST S/S 150' W/O VERMONT AV	2	53	
				TN 22	24-2 C 24				C 27 C 26				8				
									TN 25				9				
			ARM						.50 FREE		.50	164a	10				
													11				
				L	L			16KV 35-1	16KV 43-8 29-4				12	NG TO PURCH SEC 4.0			
138059M	50	72	FT/CL3	33-1	43-10 23-5			35-1	43-8 29-4				13	93RD ST S/S 10' W/O VERMONT AV	2	55	
					26-3 C 26				24-6 C 29				14				
									C 28 C 27				15				
													16				
													17				
													18				
													19				

POLE LEGEND: L = LOWER TOP (Item 5E)
 P = PULL (Item 5A) C(XX) = FOOTAGE CUT
 PB = PULL BUTT SCZ = SAFETY CLEARANCE ZONE
 T = TRANSPORT (Item 5B)
 S = SALVAGE ANCHOR/ARM LEGEND:
 D = DISPOSE (Item 5D) AR = ANCHOR/ARM REMOVED
 TN = TENANT AT = ANCHOR/ARM TRANSFERRED

Show Quantity of Items to be billed in the Column of Party to be Paid.

GEOGRAPHICAL LOCATION
 WEST
 COMMUNITY

COL TOT 170 0
 PAGE TOTAL 170 0

BILL NO. 855

BILL NO. 854

BILL NO. _____

BILL NO. _____

BILL NO. _____

J.P. AUTH. NO. NG365242-02-41

	AMOUNT DUE			
	BILL CODE	UTILITY	BILL CODE	UTILITY
		M		NG
1				
2	2	57		
3				
4				
5				
6				
7	2	59		
8				
9				
10			1	FREE
11				
12				
13	2	66		
14				
15				
16				
17				
18				
19				
COL TOT	182	0		

	AMOUNT DUE			
	BILL CODE	UTILITY	BILL CODE	UTILITY
		NG		H
1				
2				
3				
4				
5				
6				
7				
8				
9				
10				
11				
12				
13				
14				
15				
16				
17				
18				
19				
COL TOT	0	0		

	AMOUNT DUE			
	BILL CODE	UTILITY	BILL CODE	UTILITY
1				
2				
3				
4				
5				
6				
7				
8				
9				
10				
11				
12				
13				
14				
15				
16				
17				
18				
19				
COL TOT				

	AMOUNT DUE			
	BILL CODE	UTILITY	BILL CODE	UTILITY
1				
2				
3				
4				
5				
6				
7				
8				
9				
10				
11				
12				
13				
14				
15				
16				
17				
18				
19				
COL TOT				

	AMOUNT DUE			
	BILL CODE	UTILITY	BILL CODE	UTILITY
1				
2				
3				
4				
5				
6				
7				
8				
9				
10				
11				
12				
13				
14				
15				
16				
17				
18				
19				
COL TOT				

ACCOUNTING DIRECTIONS

PAGE TOTAL 182 0

PAGE TOTAL 0 0

PAGE TOTAL _____

PAGE TOTAL _____

PAGE TOTAL _____

PAGE NO. 4A

POLE NO.	Pole Length	Year Set	Pole Ttl Class Anchor Direct.	Record				Proposed				Item No.	LOCATION AND NATURE OF WORK If not in accordance with Joint Pole agreement and routine-state reasons.	BILL CODE	UTILITY	BILL CODE	UTILITY	ACCOUNTING DIRECTIONS:
				E	M	HLA	NG	E	M	HLA	NG				E	AMOUNT	AMOUNT	
				L				16KV					NG TO PURCH SEC 4.0; NG TO PL ANC SEC 12.0	1				
4701461E	40	06	FT / CL4	100				34-4 23-5			24-1		VERMONT AV W/S 90' N/O 93rd ST	2	2	545		
	1"	16	N								ALL	111b		3				
														4				
					L			16KV			C		NG TO PURCH SEC 4.0	5				
422010M	50	14	FT / CL3	100				43-3 34-11			23-1		VERMONT AV & 93RD ST	6				
								22-4 C 34						7				
								C 33 C 32						8				
														9				
					L			16KV			C		NG TO PURCH SEC 4.0; NG TO PL ANC SEC 12.0	10				
9348M	60	79	FT / CL2	100				52-8 38-15 22-4 C 38 C 37			23-1		VERMONT & 93RD N/E/COR	11				
								C 36 C 35						12				
								C 24						13				
	1"	16	N								ALL	111b		14				
														15				
														16				
														17				
														18				
														19				

POLE LEGEND: L = LOWER TOP (Item 5E)
 P = PULL (Item 5A) C(XX) = FOOTAGE CUT
 PB = PULL BUTT SCZ = SAFETY CLEARANCE ZONE
 T = TRANSPORT (Item 5B)
 S = SALVAGE ANCHOR/ARM LEGEND:
 D = DISPOSE (Item 5D) AR = ANCHOR/ARM REMOVED
 TN = TENANT AT = ANCHOR/ARM TRANSFERRED

Show Quantity of Items to be billed in the Column of Party to be Paid.

GEOGRAPHICAL LOCATION
 WESTMONT
 COMMUNITY

COL TOT 545 0
 PAGE TOTAL 545 0

BILL NO. 855

BILL NO. 854

BILL NO. _____

BILL NO. _____

BILL NO. _____ J.P. AUTH. NO. NG365242-02-41

AMOUNT DUE			
BILL CODE	UTILITY	BILL CODE	UTILITY
	M		NG
1			
2			
3			
4			
5			
6	2 996		
7			
8			
9			
10			
11	2 236		
12			
13			
14			
15			
16			
17			
18			
19			
COL TOT	1232	0	

AMOUNT DUE			
BILL CODE	UTILITY	BILL CODE	UTILITY
	NG		H
1			
2			
3			
4			
5			
6			
7			
8			
9			
10			
11			
12			
13			
14			
15			
16			
17			
18			
19			
COL TOT	0	0	

AMOUNT DUE			
BILL CODE	UTILITY	BILL CODE	UTILITY
1			
2			
3			
4			
5			
6			
7			
8			
9			
10			
11			
12			
13			
14			
15			
16			
17			
18			
19			
COL TOT			

AMOUNT DUE			
BILL CODE	UTILITY	BILL CODE	UTILITY
1			
2			
3			
4			
5			
6			
7			
8			
9			
10			
11			
12			
13			
14			
15			
16			
17			
18			
19			
COL TOT			

AMOUNT DUE				ACCOUNTING DIRECTIONS
BILL CODE	UTILITY	BILL CODE	UTILITY	
1				1
2				2
3				3
4				4
5				5
6				6
7				7
8				8
9				9
10				10
11				11
12				12
13				13
14				14
15				15
16				16
17				17
18				18
19				19
COL TOT				

PAGE TOTAL 1232 0

PAGE TOTAL 0 0

PAGE TOTAL _____

PAGE TOTAL _____

PAGE TOTAL _____

PAGE NO. 5A

POLE NO.	Pole Length Anchor Size	Year Set	Pole Trt Class Anchor Direct.	Record				Proposed				Item No.	LOCATION AND NATURE OF WORK If not in accordance with Joint Pole agreement and routine-state reasons.	BILL CODE	AMOUNT		ACCOUNTING DIRECTIONS:
				E	M	HLA	NG	E	M	HLA	NG				E	NG	
					L				16KV		C		NG TO PURCH SEC 4.0; NG TO PL ANC SEC 12.0	1			
265336M	45	58	FT / CL3		100				39 - 4 29 - 5		24 - 1		93rd ST N/S 75' E/O VERMONT AV	2			
									23 - 5 C 29					3			
									C 27 C 25					4			
									TN 23					5			
	1"	16	E								ALL	111b		6			
														7			
					L				16KV		C		NG TO PURCH SEC 4.0; NG TO PL F-ARM SEC 12.0	8			
9349M	55	35	FT / CL3		100				48 - 15 27 - 4		23 - 1		VERMONT AV E/S 110' S/O 93rd ST	9			
									22 - 4 C 27					10			
									C 26 C 25					11			
			ARM								ALL	164c		12			
														13			
														14			
														15			
														16			
														17			
														18			
														19			

POLE LEGEND: L = LOWER TOP (Item 5E)
 P = PULL (Item 5A) C(XX) = FOOTAGE CUT
 PB = PULL BUTT SCZ = SAFETY CLEARANCE ZONE
 T = TRANSPORT (Item 5B)
 S = SALVAGE ANCHOR/ARM LEGEND:
 D = DISPOSE (Item 5D) AR = ANCHOR/ARM REMOVED
 TN = TENANT AT = ANCHOR/ARM TRANSFERRED

Show Quantity of Items to be billed in the Column of Party to be Paid.

↑ ↑ ↑ ↑ ↑
 GEOGRAPHICAL LOCATION
 WESTMONT
 COMMUNITY

COL TOT	0	0
PAGE TOTAL	0	0

BILL NO. 855

BILL NO. 854

BILL NO. _____

BILL NO. _____

BILL NO. _____ J.P. AUTH. NO. NG365242-02-41

AMOUNT DUE			
BILL CODE	UTILITY	BILL CODE	UTILITY
	M		NG
1			
2	2 196		
3			
4			
5			
6			
7			
8			
9	2 188		
10			
11			
12			
13			
14			
15			
16			
17			
18			
19			
COL TOT	384	0	0

AMOUNT DUE			
BILL CODE	UTILITY	BILL CODE	UTILITY
	NG		H
1			
2			
3			
4			
5			
6			
7			
8			
9			
10			
11			
12			
13			
14			
15			
16			
17			
18			
19			
COL TOT	0	0	0

AMOUNT DUE			
BILL CODE	UTILITY	BILL CODE	UTILITY
1			
2			
3			
4			
5			
6			
7			
8			
9			
10			
11			
12			
13			
14			
15			
16			
17			
18			
19			
COL TOT			

AMOUNT DUE			
BILL CODE	UTILITY	BILL CODE	UTILITY
1			
2			
3			
4			
5			
6			
7			
8			
9			
10			
11			
12			
13			
14			
15			
16			
17			
18			
19			
COL TOT			

AMOUNT DUE				ACCOUNTING DIRECTIONS
BILL CODE	UTILITY	BILL CODE	UTILITY	
1				1
2				2
3				3
4				4
5				5
6				6
7				7
8				8
9				9
10				10
11				11
12				12
13				13
14				14
15				15
16				16
17				17
18				18
19				19
COL TOT				

BILL NO. 10-19-936.6/5.940
 PAGE NO. 1 OF 1

FINAL AUTHORIZATION FOR JOINT POLE TRANSACTION

This authorization is in accordance with Joint Pole Agreement and Routine. The undersigned have agreed on joint work as specified heron.

Date Prepared 10/16/2016 2019 Book In Field
 Date Sent 7/10/2017 Confirming Agreement

By Telephone Date Completed _____ No. of Pages 1 OF 1 J.P. Auth. No. E4405-408320252

COSTS and BILLING DATA

- BILLING CODES**
 1. PLACED CURRENT YEAR
 2. PLACED PRIOR YEAR
 3. UNAUTHORIZED ATTACHMENT
 4. SALVAGE VALUE
 5. AUTHORIZED COSTS

UTILITY	REPRESENTATIVE	DISTRICT-DIVISION-EXCHANGE	APPROVED	TAXING INSTRUCTIONS	ACCOUNTING DATA
E			APPROVED		
TCA			APPROVED		
NG			APPROVED		

BILL NO. 936

AMOUNT DUE	
UTILITY	UTILITY
<u>E</u>	<u>TCA</u>
TOTAL AMT	TOTAL AMT
<u>5,362</u>	<u>0</u>
AMOUNT	AMOUNT

POLE NO.	Pole Length	Year Set	Pole Treat	Record				Proposed				Item No.	LOCATION AND NATURE OF WORK <small>If not in accordance with Joint Pole agreement and routine-state reasons.</small>	BILL CODE	AMOUNT		ACCOUNTING DIRECTIONS:	
				16K	TCA	NG		16K	TCA	NG					UTILITY	UTILITY		
	Anchor Size		Class	E	TCA	NG		E	TCA	NG								
NEW PROPOSED WAY																		
1659633E <u>R</u>	75	65	FT 2										E TO REPLACE SECTION 7.7, 7.11, 13.3, 10.8, 1.2	1				
													HAWTHORNE BL W/S 1195' S/O NEWTON ST	2	<u>5</u>	<u>0</u>	<u>4</u>	<u>0</u>
														3				
														4				
1659633E <u>N</u>	85	18	FT H4											5				
														6	<u>1</u>	<u>1159</u>		
														7				
														8				
														9				
														10	<u>5</u>	<u>193</u>		
														11				
														12				
														13				

POLE LEGEND:
 P = PULL (Item 5A) C(XX) = FOOTAGE CUT
 PB = PULL BUTT SCZ = SAFETY CLEARANCE ZONE
 T = TRANSPORT (Item 5B)
 S = SALVAGE ANCHOR/ARM LEGEND:
 D = DISPOSE (Item 5D) AR = ANCHOR/ARM REMOVED
 TN = TENANT AT = ANCHOR/ARM TRANSFERRED

Show Quantity of Items to be billed in the Column of Party to be Paid.

GEOGRAPHICAL LOCATION
GLENNVILLE
 COMMUNITY

FORM 48 SENT 4/14/2017

PAGE TOTAL 1352 0

COL TOT 1352 0

COSTS and BILLING DATE

BILL NO. 10-19-615, 940

FINAL

BILLING CODES

- 1. PLACED CURRENT YEAR
- 2. PLACED PRIOR YEAR
- 3. UNAUTHORIZED ATTACHMENT
- 4. SALVAGE VALUE
- 5. AUTHORIZED COST

J.P. AUTH. NO. E4405-408320252

BILL NO. 615

AMOUNT DUE			
BILL CODE	UTILITY	BILL CODE	UTILITY
	E		NG
TOTAL AMT	9,439	TOTAL AMT	0
AMOUNT		AMOUNT	
1.			
2.	132	4	0
3.			
4.			
5.			
6.	1159		
7.			
8.			
9.	51250		
10.			
11.	5500		
12.	5500		
13.			
COL TOTAL	5852		0

PAGE TOTAL 5852 0

BILL NO. 940

AMOUNT DUE			
BILL CODE	UTILITY	BILL CODE	UTILITY
	NG		TCA
TOTAL AMT	0	TOTAL AMT	381
AMOUNT		AMOUNT	
1.			
2.		2	121
3.		3	260
4.			
5.			
6.			
7.			
8.			
9.			
10.			
11.			
12.			
13.			
COL TOTAL	0		381

PAGE TOTAL 0 381

BILL NO.

AMOUNT DUE			
BILL CODE	UTILITY	BILL CODE	UTILITY
TOTAL AMT		TOTAL AMT	
AMOUNT		AMOUNT	
1.			
2.			
3.			
4.			
5.			
6.			
7.			
8.			
9.			
10.			
11.			
12.			
13.			
COL TOTAL			

PAGE TOTAL

BILL NO.

AMOUNT DUE			
BILL CODE	UTILITY	BILL CODE	UTILITY
TOTAL AMT		TOTAL AMT	
AMOUNT		AMOUNT	
1.			
2.			
3.			
4.			
5.			
6.			
7.			
8.			
9.			
10.			
11.			
12.			
13.			
COL TOTAL			

PAGE TOTAL

BILL NO.

AMOUNT DUE			
BILL CODE	UTILITY	BILL CODE	UTILITY
TOTAL AMT		TOTAL AMT	
AMOUNT		AMOUNT	
1.			
2.			
3.			
4.			
5.			
6.			
7.			
8.			
9.			
10.			
11.			
12.			
13.			
COL TOTAL			

PAGE TOTAL

ACCOUNTING DIRECTIONS:

- 1.
- 2.
- 3.
- 4.
- 5.
- 6.
- 7.
- 8.
- 9.
- 10.
- 11.
- 12.
- 13.

BILL NO. 615

BILL NO. 940

BILL NO. _____

BILL NO. _____

BILL NO. _____

J.P. AUTH. NO. E4405-408320252

AMOUNT DUE			
BILL CODE	UTILITY	BILL CODE	UTILITY
	E		NG
1			
2	283	4	0
3	668		
	1013		
	115		
4			
5			
6			
7			
8			
9	1516		
10			
11			
12			
13			
14			
15			
16			
17			
18			
19			
COL TOT	3587	0	

AMOUNT DUE			
BILL CODE	UTILITY	BILL CODE	UTILITY
	NG		TCA
1			
2			
3			
4			
5			
6			
7			
8			
9			
10			
11			
12			
13			
14			
15			
16			
17			
18			
19			
COL TOT	0	0	

AMOUNT DUE			
BILL CODE	UTILITY	BILL CODE	UTILITY
1			
2			
3			
4			
5			
6			
7			
8			
9			
10			
11			
12			
13			
14			
15			
16			
17			
18			
19			
COL TOT			

AMOUNT DUE			
BILL CODE	UTILITY	BILL CODE	UTILITY
1			
2			
3			
4			
5			
6			
7			
8			
9			
10			
11			
12			
13			
14			
15			
16			
17			
18			
19			
COL TOT			

AMOUNT DUE			
BILL CODE	UTILITY	BILL CODE	UTILITY
1			
2			
3			
4			
5			
6			
7			
8			
9			
10			
11			
12			
13			
14			
15			
16			
17			
18			
19			
COL TOT			

ACCOUNTING DIRECTIONS

PAGE TOTAL 3587 0

PAGE TOTAL 0 0

PAGE TOTAL _____

PAGE TOTAL _____

PAGE TOTAL _____

PAGE NO. 2A

1234

BILLING			
CURRENT WAY	PROPOSED WAY	NEW PROPOSED WAY 1	NEW PROPOSED WAY 2
0.25	0.25	0.25	0.25
0.83	0.83	0.83	0.83
0.87	0.87	0.87	0.87
15	8	15	8
3	2	3	2
4	4	4	4
4	4	4	4
10	6	10	6
0.33	0.33	0.33	0.33
TOTAL TIME	38.28	26.28	38.28

Enter into Friend
 Pull cards
 Verify records against JPA
 Grade and space
 Who's billing
 Percent
 Second pages
 Billing
 Log out of Excel

Verify records against JPA
 Grade and space
 Who's billing
 Percent
 Verify Billing
 Log out of Excel

CHECKING			
CURRENT WAY	PROPOSED WAY	NEW PROPOSED WAY 1	NEW PROPOSED WAY 2
0.87	0.87	0.87	0.87
12	5	12	12
2	1	2	2
1	1	1	1
8	5	8	8
0.33	0.33	0.33	0.33
TOTAL TIME	24.2	13.2	24.2

CURRENT WAY	PROPOSED WAY	NEW PROPOSED WAY 1	NEW PROPOSED WAY 2	CURRENT WAY	PROPOSED WAY	NEW PROPOSED WAY 1	NEW PROPOSED WAY 2
855	855	855	855	854	854	854	854
M BILL NG	M BILL NG	M BILL NG	M BILL NG	H BILL NG	H BILL NG	H BILL NG	H BILL NG
\$71	\$66	\$89	\$81	\$71	\$66	\$89	\$81

CURRENT WAY	PROPOSED WAY	NEW PROPOSED WAY 1	NEW PROPOSED WAY 2	CURRENT WAY	PROPOSED WAY	NEW PROPOSED WAY 1	NEW PROPOSED WAY 2
865	865	865	865	866	866	866	866
ATC BILL NG	M BILL NG	M BILL NG	M BILL NG	LAC BILL NG	LAC BILL NG	LAC BILL NG	LAC BILL NG
\$71	\$66	\$89	\$81	\$71	\$66	\$89	\$81

CURRENT WAY	PROPOSED WAY	NEW PROPOSED WAY 1	NEW PROPOSED WAY 2
38.28	26.28	38.28	26.28
24.2	13.2	24.2	13.2
TOTAL	39.48	62.48	39.48

Billing
 Checking

Billet Level III
 .725

CURRENT WAY COST	PROPOSED WAY COST	NEW PROPOSED WAY 1 COST	NEW PROPOSED WAY 2 COST
\$ 27.75	\$ 19.05	\$ 27.75	\$ 19.05
\$ 17.55	\$ 9.57	\$ 17.55	\$ 9.57
TOTAL	\$ 45.30	\$ 45.30	\$ 28.62

This authorization is in accordance with Joint Pole Agreement and Routine. The undersigned have agreed on joint work as specified hereon.

Date Prepared _____

PAGE NO. _____

Date Sent 6/20/2018

Confirming Agreement _____ Field

By Telephone

Date Completed JUN 17 2019

No. of Pages _____

J.P. Auth.No. 1234

UTILITY	REPRESENTATIVE	DISTRICT-DIVISION-EXCHANGE	APPROVED	TAXING INSTRUCTIONS	ACCOUNTING DATA
		Section 4.1A or B	Section 4.1A or B	Section 4.1A or B	Section 4.1A or B
		CURRENT RULE: (February 2012)	PROPOSED WAY: RECOMMENDATION:	New Proposed Way 1:	New Proposed Way 2:
		Less on Record More on Proposed - Purchasing Interest (code 2) and Penalty (code 3) by Record	Bill BOTH purchase of interest (code 2) and penalty (code 3) by proposed	Using <u>DATE RECEIVED</u> in SCJPC office opposed to DATE SENT on JPAs - purchase of interest on existing poles.	Using <u>DATE RECEIVED</u> in SCJPC office opposed to DATE SENT on JPAs - purchase of interest on existing poles.
		More on Record Less on Proposed - Purchase Interest (code 2) and Penalty (code 3) both by Record		Current Rule: More to Less still in play Bill By 2) Record 3) Record	Bill By 2) Proposed 3) Proposed Using Proposed Way to bill.

POLE NO.	Pole Length	Year Set	Pole Trt	Class	Record						Proposed						Item No.	LOCATION AND NATURE OF WORK <small>If not in accordance with Joint Pole agreement and routine-state reasons.</small>	
					L	H	ATC	LAC	NG				L	H	ATC	LAC			NG
CURRENT WAY					1/4	1/4	1/4	1/4										NG TO PURCHASE SEC 4.1A, 4.3A, & 4.4	1.
201785M	45	65	FT	CL4	-1	39-7 26-1	24-6 T24	25-1	26-1	(27-1)								MULHOLLAND DR N/S 1035' E/O DONA PEGITA DR	2.
Originally billed 6' W/Unauth (SCZ) 5'						7.5 7.5	6 6	1 1	1 1	1 1	15 16					16		RULE: More to Less bill 2) Record 3) Record	3.
																			4.
PROPOSED WAY																		NG TO PURCHASE SEC 4.1A, 4.3A, & 4.4	5.
201785M	45	65	FT	CL4		39-7 28-1	24-6 T24	25-1	26-1	(27-1)								MULHOLLAND DR N/S 1035' E/O DONA PEGITA DR	6.
																		PROPOSED: Bill 2) Proposed 3) Proposed	7.
																			8.
NEW PROPOSED WAY 1						1/4	1/4	1/4	1/4									NG TO PURCHASE SEC 4.1A, 4.3A, & 4.4	9.
201785M	45	65	FT	CL4	-1	39-7 28-1	24-6 T24	25-1	26-1	(27-1)								MULHOLLAND DR N/S 1035' E/O DONA PEGITA DR	10.
						7.5 7.5	6 6	1 1	1 1	1 1	15 16					16		NEW PROPOSED 1: RULE: More to Less bill 2) Record 3) Record Bill by: RECEIVED DATE in JPC Office	11.
																			12.
NEW PROPOSED WAY 2																		NG TO PURCHASE SEC 4.1A, 4.3A, & 4.4	13.
201785M	45	65	FT	CL4	-1	39-7 28-1	24-6 T24	25-1	26-1	(27-1)								MULHOLLAND DR N/S 1035' E/O DONA PEGITA DR	14.
						7.5 7.5	6 6	1 1	1 1	1 1	15 16					16		NEW PROPOSED 2: Bill by: RECEIVED DATE in JPC Office 2) Proposed 3) Proposed	15.

POLE LEGEND:
 F = FULL
 PB = PULL BUILD
 T = TRANSPORT
 S = SALVAGE
 D = DISPOSE
 TN = TENANT

ANCHOR LEGEND:
 AR = ANCHOR/ARM REMOVED
 AT = ANCHOR/ARM TRANSFERRED

Show Quantity of Items to be billed in the Column of Party to be Paid.

GEOGRAPHICAL LOCATION
VAN NUYS
COMMUNITY

FORM 48 SENT _____

COSTS and BILLING DATE

FINAL

BILLING CODES

- 1. PLACED CURRENT YEAR
- 2. PLACED PRIOR YEAR
- 3. UNAUTHORIZED ATTACHMENT
- 4. SALVAGE VALUE
- 5. AUTHORIZED COST

BILL NO. _____

J.P. AUTH. NO. 1234

BILL NO. **855**

AMOUNT DUE			
BILL CODE	UTILITY	BILL CODE	UTILITY
	M		NG
	TOTAL AMT		TOTAL AMT
AMOUNT	AMOUNT		
1.			
2.	28		
3.	14		
4.			
5.			
6.	26		
3.	13		
7.	39		
8.			
9.			
10.	35		
3.	18		
11.	53		
12.			
13.			
14.	32		
3.	16		
15.	48		
COL			
TOL			

BILL NO. **854**

AMOUNT DUE			
BILL CODE	UTILITY	BILL CODE	UTILITY
	NG		H
	TOTAL AMT		TOTAL AMT
AMOUNT	AMOUNT		
1.			
2.	28		
3.	14		
4.			
5.			
6.	26		
3.	13		
7.	39		
8.			
9.			
10.	35		
3.	18		
11.	53		
12.			
13.			
14.	32		
3.	16		
15.	48		
COL			
TOL			

BILL NO. **865**

AMOUNT DUE			
BILL CODE	UTILITY	BILL CODE	UTILITY
	NG		ATC
	TOTAL AMT		TOTAL AMT
AMOUNT	AMOUNT		
1.			
2.	28		
3.	14		
4.			
5.			
6.	26		
3.	13		
7.	39		
8.			
9.			
10.	35		
3.	18		
11.	53		
12.			
13.			
14.	32		
3.	16		
15.	48		
COL			
TOL			

BILL NO. **866**

AMOUNT DUE			
BILL CODE	UTILITY	BILL CODE	UTILITY
	NG		LAC
	TOTAL AMT		TOTAL AMT
AMOUNT	AMOUNT		
1.			
2.	28		
3.	14		
4.			
5.			
6.	26		
3.	13		
7.	39		
8.			
9.			
10.	35		
3.	18		
11.	53		
12.			
13.			
14.	32		
3.	16		
15.	48		
COL			
TOL			

BILL NO. **867**

AMOUNT DUE			
BILL CODE	UTILITY	BILL CODE	UTILITY
	NG		PBM
	TOTAL AMT		TOTAL AMT
AMOUNT	AMOUNT		
1.			
2.			
3.			
4.			
5.			
6.			
7.			
8.			
9.			
10.			
11.			
12.			
13.			
14.			
15.			
COL			
TOL			

ACCOUNTING DIRECTIONS:

BILL NO. 855

BILL NO. 854

BILL NO. 865

BILL NO. 866

BILL NO. 867

J.P. AUTH. NO. 1234

AMOUNT DUE			
	BILL CODE	UTILITY	UTILITY
		M	NG
1	2	19	
	3	10	
2		29	
3			
4			
5	2	18	
	3	9	
6		27	
7			
8			
9	2	24	
	3	12	
10		36	
11			
12			
13	2	22	
	3	11	
14		33	
15			
16			
17			
18			
19			
COL			
TOT			

AMOUNT DUE			
	BILL CODE	UTILITY	UTILITY
		NG	H
1			19
			10
2			29
3			
4			
5	2	18	
	3	9	
6		27	
7			
8			
9	2	24	
	3	12	
10		36	
11			
12			
13	2	22	
	3	11	
14		33	
15			
16			
17			
18			
19			
COL			
TOT			

AMOUNT DUE			
	BILL CODE	UTILITY	UTILITY
		NG	ATC
1			19
			10
2			29
3			
4			
5	2	18	
	3	9	
6		27	
7			
8			
9	2	24	
	3	12	
10		36	
11			
12			
13	2	22	
	3	11	
14		33	
15			
16			
17			
18			
19			
COL			
TOT			

AMOUNT DUE			
	BILL CODE	UTILITY	UTILITY
		NG	LAC
1			19
			10
2			29
3			
4			
5	2	18	
	3	9	
6		27	
7			
8			
9	2	24	
	3	12	
10		36	
11			
12			
13	2	22	
	3	11	
14		33	
15			
16			
17			
18			
19			
COL			
TOT			

AMOUNT DUE			
	BILL CODE	UTILITY	UTILITY
		NG	PBM
1			19
			10
2			29
3			
4			
5	2	18	
	3	9	
6		27	
7			
8			
9	2	24	
	3	12	
10		36	
11			
12			
13	2	22	
	3	11	
14		33	
15			
16			
17			
18			
19			
COL			
TOT			

ACCOUNTING DIRECTIONS

1
2
3
4
5
6
7
8
9
10
11
12
13
14
15
16
17
18
19

Southern California Joint Pole Committee

279 E. Arrow Hwy. Suite 104

San Dimas, CA 91773

Phone (909) 599-3801

Fax (909) 599-3825

**Billing Process Simplification ad hoc Committee
did not meet in April 2020.**

Southern California Joint Pole Committee

279 E. Arrow Hwy. Suite 104

San Dimas, CA 91773

Phone (909) 599-3801

Fax (909) 599-3825

**Billing Process Simplification ad hoc Committee
did not meet in May 2020.**

Southern California Joint Pole Committee

279 E. Arrow Hwy. Suite 104

San Dimas, CA 91773

Phone (909) 599-3801

Fax (909) 599-3825

**Billing Process Simplification ad hoc Committee
did not meet in June 2020.**

Southern California Joint Pole Committee

279 E. Arrow Hwy. Suite 104
San Dimas, CA 91773
Phone (909) 599-3801
Fax (909) 599-3825

**Billing Process Simplification ad hoc Committee
did not meet in July 2020.**

**As of July 15, 2020, Billing Process Simplification ad hoc committee meeting
Is on hold until further notice.**