

SOUTHERN CALIFORNIA JOINT POLE COMMITTEE
279 E. Arrow Hwy., Suite 104
San Dimas, CA 91773
Phone (909) 599-3801

January 16, 2018

A meeting of the **Routine Revision Committee** took place on the above date, **at 10:32 a.m. at the Committee office. Those in attendance were:**

Ms. Maria Ortiz	XO Communication
Ms. Lupe Hernandez	Teleport Communications America, LLC
Mr. Wayne Brown	Southern California Edison
Ms. Jessica Nix	Southern California Edison
Ms. Valerie Mitwasi	Southern California Edison
Ms. Manijeh Carmichael	AT&T California
Mr. Jeff Williams	City of Los Angeles
Mr. Ronald Schram	City Of Los Angeles
Mr. Joe Serrato	Crown Castle NG West Inc./NewPath/CA-CLEC LLC
Mr. Andrew Craig	Crown Castle NG West Inc./NewPath/CA-CLEC LLC
Ms. Wendy Mueller	Extenet
Ms. Angela Pranata	Committee Staff
Ms. Kathleen Allen	Committee Staff
Ms. Anali Spencer	Committee Staff

Those attending via teleconference were:

Mr. Bret Plaskey	Frontier Communications
Ms. Alicia Smith	Sprint Nextel/Sprint Communications
Ms. Lynn Prescott	Verizon Wireless
Ms. Racheal Torrez	Mobilitie, LLC
Ms. Nicole Singh	Crown Castle NG West Inc./NewPath/CA-CLEC LLC
Ms. Yvonne Johnson	AT&T Mobility
Ms. Kay Black	AT&T California
Mr. Josh Mathisen	AT&T California

Ms. Ortiz called the meeting to order at 10:32 a.m.

Agenda Item 1 – Review of prior month’s minutes - Ms. Ortiz opened the meeting by inquiring if there were any questions or concerns regarding the previous meetings minutes. There were no comments or concerns from any members.

Agenda Item 2 – Interpretation of Routine Handbook – Ms. Ortiz opened the discussion of members not returning signed copies of JPAs using

Special Agreement 1.2. Ms. DeBarge is working on compiling a list of JPAs that show which members have not returned a signed copy for Section 1.2. This item is to be tabled until the next Routine Revision Meeting for Ms. DeBarge. Mr. Wayne Brown gave a high level report stating that there was a total of 4760 JPA's and out of those, 1631 JPA's were not returned. Edison has had to make adjustments on the remaining JPA's. This item was tabled until the next Routine Revision Meeting.

Agenda Item 3 – Item 1597: Review of Routine Handbook Examples (5/19/2015)

- Ms. Ortiz reopened the discussion on Review of Routine Handbook. Ms. Hernandez is currently working on an example from Ms. Allen and will be ready to discuss this at the next Routine Revision meeting.

Mr. Wayne Brown inquired about section 10.7/10.8 regarding rearranging facilities. He wanted to know if Item 83b needs to have approval for a temp transfer. Ms. Hernandez explained that when a Form 48 is issued for a temp transfer, then Item 83b applies, the members have 45 days and if there is no response, then it can be final billed. Item 83b needs to be stated on a JPA, Form 7, or Form 48 for review so it can be approved or denied. The members discussed and agreed that this is only for a temp transfer of facilities and not for rearranging facilities which does require approval. Mr. Serrato stated that Crown Castle does not allow anyone to transfer their facilities. Ms. Nix inquired what if one of Crown Castle's approved vendors is contracted? Mr. Serrato stated that it will be more likely that they will allow the facilities to be transferred then. Mr. Serrato will see if they can work on an approved vendor list and have it provided on the SCJPC approved vendor list for Crown Castle.

Agenda Item 4 - Item 1609: JP Form and Timelines – Mr. Wayne Brown inquired about the turnaround time for PTD poles. It must be completed within 60 days of receiving the Form 48.

Ms. Ortiz reopened discussion on the Joint Pole forms and timelines by reminding the members that the Committee was waiting on the status of members to start using NJUNS. She inquired if the members would like to start this discussion now instead of waiting on NJUNS. Mr. Wayne Brown agreed that they should start talking about time frames and Ms. Carmichael agreed that this is a good time to discuss and that AT&T is on board. Mr. Williams stated that the proposed 180 days is a reasonable amount of time due to the fact that cities are requiring more permits which causes a backup on work due to waiting on the permits. Mr. Wayne Brown stated that their biggest concern is that there should be penalties at actual cost value because cities do not care if they are waiting on a member. Edison is held liable due to being the one who has the permit. Ms. Carmichael suggested 90 days. Mr. Wayne Brown asked what was wrong with the 45 days? Ms. Hernandez stated it was due to the volume of work being high that they were proposing changing the timeline. Ms. Hernandez stated that they should discuss agreeing to penalties after 180 days of notice. Ms. Mueller stated that they are creating an instance in which they would require a new form for a standalone follow up. She stated these charges could affect the

SCJPC unless they discuss this from owner to owner. Ms. Hernandez suggested 90 days instead of 180 days. Ms. Mueller agreed that they need to further discuss the timelines and make sure they coincide. Ms. Ortiz suggested that initiating member should note on the final that the work has been completed. Ms. Mueller suggested that this be added to the Discussion Calendar for tomorrows Administrative Board Meeting.

Agenda Item 5 - Item 1620: Failure to Complete Pole Removal – Which is in conjunction to Item 1609. Ms. Ortiz stated that this item was added to the Discussion Calendar for tomorrows Administrative Board Meeting.

Agenda Item 6 - Item 1626: Electronic Delivery of Forms – Ms. Ortiz opened this discussion by asking if all members have set up an email address to receive/send JPA forms electronically. Ms. Ortiz inquired about the members who have not set up their email inboxes. Frontier and Time Warner have set up their email inboxes. The only members who require email inboxes to be set up are ATS/MCI and City of Banning. If ATS/MCI and City of Banning are connected via teleconference at the Administrative Board Meeting tomorrow, Ms. Ortiz will inquire if they have set up their email inboxes.

Agenda Item 7 - Item 1632: Adding Member to JPA via a Form 2 (4/19/17) – Ms. Ortiz reopened the discussion on adding a member to JPA via Form 2. Ms. Ortiz did not have the opportunity to revise the example and create verbiage. Ms. Hernandez stated that Ms. Allen had created a real life example and all that was required was verbiage. The members agreed to table this item for Ms. Ortiz to work on verbiage for the example and discuss it at the next Routine Revision Meeting.

Agenda Item 8 – Item 1645: Adding Verbiage to Section 7 for Expedited Replacements (9/19/2017) – Ms. Ortiz opened the discussion with inquiring from Mr. Mathisen if he worked on the verbiage for Section 7 for expedited replacements. Mr. Mathisen was unable to work on any verbiage and stated he will have verbiage ready to present by the next Routine Revision Meeting. The members agreed to table this item for Mr. Mathisen to work on verbiage for Section 7 for expedited replacements to discuss at the next Routine Revision Meeting.

Agenda Item 9 – Item 1647: Update Verbiage to Section 4.1 – Pole Loading (11/14/17) – Ms. Ortiz opened the discussion on updating the verbiage to Section 4.1 – Pole Loading. Ms. Hernandez stated that a JPA should not be submitted without pole loading. Ms. Ortiz stated that this is only applies to JPA's with unauthorized attached members. Mr. Wayne Brown stated that Edison has inspectors that only look for unauthorized attachments. Mr. Williams stated that before anyone attaches to a pole they have to provide pole loading. The members worked on verbiage for Section 4.1 and Section 18.1. In Section 18.1,

they first added a note to clarify that members cannot dictate pole loading method and formats. Mr. Williams stated to also add that the formats used must meet GO95 requirements. Second addition to the note was to refer to Section 4.1 as well. In Section 4.1 Mr. Wayne Brown stated to add that any member found unauthorized is responsible for providing pole loading.

Mr. Serrato asked what if Crown Castle finds an unauthorized attachment but Crown Castle already has the pole loading, can they charge the unauthorized party for the pole loading? The members told Mr. Serrato that he wouldn't be able to do that.

Ms. Ortiz will bring this up for the Discussion Calendar at the Administrative Board Meeting tomorrow.

Agenda Item 10– Miscellaneous Items –

- Mr. Wayne Brown stated that on a Foreign JPA when a member is requesting a pole replacement, Edison is looking for an estimated work date. Ms. Mitwasi stated that they require an estimated construction date because their planners are reluctant to create a work order without it. If there is no estimated construction date the JPA will be returned. Ms. Ortiz will bring this up at the Administrative Board Meeting tomorrow when she does her recap.

Agenda Item 11 - Review of Action items/JPA Alerts -

- Ms. Ortiz to work on the verbiage on the example provided by Ms. Allen.
- Ms. Ortiz to discuss at the Administrative Board Meeting tomorrow the proposed timeline changes to the Form 48 in regards to construction, along with possible penalties for the failure to remove buddy poles.
- Ms. Ortiz to ask ATS/MCI and City of Banning, at the Administrative Board meeting tomorrow, if they are going to provide an email for electronic delivery of forms.
- Ms. Ortiz to work on verbiage regarding adding a member an existing Form 2.
- Mr. Mathisen to work on verbiage for Section 7 expedited replacements.
- Ms. Ortiz to discuss at the Administrative Board Meeting the revisions made to Section 4.1 and Section 18.1.
- Ms. Ortiz to notify the members at the Administrative Board Meeting tomorrow that if they are requesting pole replacement from Edison that they are to provide an estimated construction date.

The Meeting adjourned at 12:00 p.m. until February 20, 2018.

Anali Spencer - Committee Staff

Forms	Current time frames	Proposed	Comments	Change?
Form 48 (notify member to facilitate transfer)	60 days construction	180 days by AT&T		Yes 01/17/2017

1.0 PROCEDURE STATEMENT

The purpose of this procedure is to capture the process that all members of the Southern California Joint Pole Committee (SCJPC) will adhere to upon receiving a Form 48 notifying work has been completed.

2.0 ROLES AND RESPONSIBILITIES

2.1 All members of the SCJPC

3.0 PROCEDURE DETAIL

- 3.1 Upon completion of work by the initiating member, the initiating party shall have 60 days to notify all joint owners of work completion via Form 48 (or NJUNS).
- 3.2 Party responsible to Pull Transport and Dispose (PTD) shall have 180 days to remove pole.
 - 3.2.1 All members shall have 45 days to review and/or dispute the Form 48.
 - 3.2.2 Any member required to transfer prior to the pole being removed, must transfer and issue Form 48 to all parties within 60 days.
 - 3.2.3 Member responsible for the PTD must remove pole within 180 days of receiving Form 48 and must issue a Form 48 notifying all joint owners of work completion.

 *Process Ends*

- 3.3 Members failing to adhere to the 180 day process.
 - 3.3.1 Maybe subject to penalties
 - 3.3.2 Penalty to include actual cost for base owner to return to field to remove the buddy pole.
 - 3.3.3 Responsible party to PTD will be responsible for any fines/fees imposed by City or County agencies.

 *Process Ends*

3.4 Exceptions:

- 3.4.1 Priority 1 poles should be removed within 60 days of receiving Form 48.
- 3.4.2 High Fire, high wind poles should be removed within 120 days of receiving Form 48.
- 3.4.3 Penalty: Responsible party shall receive 10 days to remediate once penalty phase is imposed.
- 3.4.4 Form 48 maybe replaced by NJUNS, which case the above procedure detail will remain the same.

 *Process Ends*

DRAFT

Angela Pranata

From: April DeBarge <April.DeBarge@sce.com>
Sent: Monday, May 15, 2017 8:28 AM
To: laptop01@scjpc.net
Cc: Gerald Brown; Jessica Pearson
Subject: RE: adding member to JPA via F7
Attachments: Add member to JPA.XLSX

Here is another sample note we should add to the example. The majority of members added to the JPA are discovered at the signed copy level. I don't have a sample of that yet to share with the members.

	5	
	6	
	7	
U TO ASSUME U3PTD AND TRANSFER COSTS	8	
	9	
U3 UNAUTHORIZED - WILL PAY ALL TRANSFER AND P U COSTS	10	
	11	
	12	

april
Be Safe Always...

From: April DeBarge
Sent: Saturday, May 13, 2017 10:12 AM
To: 'laptop01@scjpc.net' <laptop01@scjpc.net>
Subject: FW: adding member to JPA via F7

Opsie – my laptop email address was incorrect.

april
Be Safe Always...

From: April DeBarge
Sent: Saturday, May 13, 2017 10:10 AM
To: 'laptop@scjpc.net' <laptop@scjpc.net>
Cc: Gerald Brown <Gerald.Brown@sce.com>; Jessica Pearson (Jessica.Pearson@sce.com) <Jessica.Pearson@sce.com>; Angela Pranata (angela@scjpc.net) <angela@scjpc.net>
Subject: adding member to JPA via F7

I haven't had a chance to delve off into the routine handbook verbiage, but thought we might want to take a look at what this would look like. It will be noted and stressed to all members that preliminary research is adequate so that members who are on the pole card are not carelessly overlooked.

Below (attached) is a JPA involving a replacement, but we would want to chat about purchase of interest also. Generally, purchase of interest JPAs don't bill within 45 days, so the same concept of "resent to include U3" could be used. **Jessica** – do you have a section 4 sample of a member being added?

- In the scenario below, it was discovered by U1 at the time of sending the F48 that U3 is now a joint owner; U3 JPA appears to have perhaps billed out of sequence.
- Instead of creating a revision, the 45 days is allotted for U3 and though U3 was not joint owner the date U1 JPA was prepared or originally sent, the rules of 7.13 will apply to that member only, meaning that U1 will assume all of U3's PTD and transfer costs, unless it can be proved the replacement did *not* take place prior to U3 being notified.

FINAL AUTHORIZATION FOR JOINT POLE TRANSACTION

BILL NO. _____

PAGE NO. **1 OF 1** This authorization is in accordance with Joint Pole Agreement and Routine. The undersigned have agreed on joint work as specified herein.

Date Prepared **1/8/2012** Resent to include U3 2/28/17 In Field By Telephone

Date Sent **1/18/2012** Confirming Agreement **1/11/2012** Date Completed _____ No. of Pages **1 OF 1** J.P. Auth. No. **E6059-4041874**

UTILITY	REPRESENTATIVE	DISTRICT-DIVISION-EXCHANGE	APPROVED	TAKING INSTRUCTIONS	ACCOUNTING DATA
U1	R BOULEY	VALENCIA	R BOULEY	VALENCIA	TD567101 700221
U2	S CAMPBELL	VALENCIA	MCDONALD	SANTA CLARITA	732-3P012JP-011
U3					

2	POLE NO.	Pole Break Hooker Ser	Year Set	Pole Class Hooker Descri.	Record			Proposed			Item No.	LOCATION AND NATURE OF WORK If not in accordance with Joint Pole agreement and routine.
					16KV U1	16KV U2	16KV U3	16KV U1	16KV U2	16KV U3		
	1059360E	50	55	FT 4 40-10	24-6 T24	24-1				PTD		E TO REPLACE PER SEC 7.11
	1059360E	55	12	FT H1						48-17 24-6	25-1	JESSIE ST E/S 489' S/O 3RD ST EXTD

U1 TO ASSUME U3 PTD AND TRANSFER COSTS

POLE LEGEND: L - LOWERTOP, P - PULL, PB - PULL BUTT, T - TRANSPORT, S - SALVAGE, C - CARRIER

ANCHOR LEGEND: (1) - LOWER TOP, (2) - FOOTAGE OUT, (3) - SAFETY CLEARANCE ZONE

Show Quantity of Items to be billed in the Column of _____

GEOGRAPHICAL LOCATION
SAN FERNANDO

FORM 48 2/28/2017

PAGE 1

Pole Number: 1059360E

Location: JESSIE ST E/S 490' S/O 3RD ST EXT

Latitude: - Class:

Longitude: -

Pole Height: 50 Top: 0.0

Year Set: 1955 Treatment: FT

City: SAN FERNANDO Code: -

Repl Pole #:

Removal/Relinquishment:

Member to remove pole or member relinquished:

Company	ANT	Grade & Space	Additional Info
E	-	16K 43-13	
FTR	-	24-6 T24	
HLA	-	24-1	

JPA Number: H735361607

Bill of Sale:

Pole BOS: Pole: 1059360E - 8/58: E BILL GT \$44 PLUS \$1.76 TAX: CNT12218
 9/13: E BILL H \$43; V2 BILL H \$47:

april
 Be Safe Always...

AUTHORIZATION FOR JOINT POLE TRANSACTION

Date Prepared _____

This authorization is in accordance with Joint Pole Agreement and Routine. The undersigned have agreed on joint work as specified hereon.

Date Sent _____

Confirming Agreement _____

<input type="checkbox"/> In Field	<input type="checkbox"/> By	<input type="checkbox"/> By Email
Phone _____		

Est. Const. Start _____

No. of Pages _____

J.P. Auth.No. _____

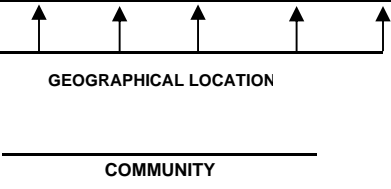
UTILITY	REPRESENTATIVE	PHONE NUMBER OR EMAIL	DISTRICT-DIVISION-EXCHANGE	APPROVED	ACCOUNTING DATA
				(Deleted "Taxing Instructions")	

POLE NO.	Pole Length	Year Set	Record							Proposed					Item No.	LOCATION AND NATURE OF WORK <small>If not in accordance with Joint Pole agreement and routine-sta</small>	
			Pole Trt	Class													
			Anchor Size	Anchor Direct.													

POLE LEGEND: L = LOWER TOP (Item 5E)
 P = PULL (Item 5A) C(XX) = FOOTAGE CUT
 PB = PULL BUTT SCZ = SAFETY CLEARANCE ZONE
 T = TRANSPORT (Item 5B)
 S = SALVAGE
 D = DISPOSE (Item 5D)
 TN = TENANT

ANCHOR/ARM LEGEND:
 AR = ANCHOR/ARM REMOVED
 AT = ANCHOR/ARM TRANSFERRED

Show Quantity of Items to be billed in the Column of Party to be Paid.



Date Prepared 1/7/2016

This authorization is in accordance with Joint Pole Agreement and Routine. The undersigned have agreed on joint work as specified hereon

COPY

Date Sent 1/24/2016 Confirming Agreement 2/3/2016 In Field By Telephone Est. Const. Start _____ No. of Pages _____ J.P. Auth.No. U1XXXX-XXXXXXXX R01

UTILITY	REPRESENTATIVE	DISTRICT-DIVISION-EXCHANGE	APPROVED	TAXING INSTRUCTIONS	ACCOUNTING DATA
U1	LARRY BENTON	BLYTHE	SEAN TUCKER	CITY OF VISALIA	1234567
U2	AL WYMER	BLYTHE	STEPHEN PEBLEY	BLYTHE	789JP-1
U3	FELIPE STORY	BLYTHE	JOHN HERNANDEZ	BLYTHE	56789

POLE NO.	Pole Length Anchor Size	Year Set	Pole Trt Class Anchor Direct.	Record			Proposed			Item No.	LOCATION AND NATURE OF WORK If not in accordance with Joint Pole agreement and routine-state reasons.	
				12KV U1	U2	U3	12KV U1	U2	U3			
											U1 TO REPLACED SECT 7.11, 13.3	1
49301U1	45	54	BT		22	23	C-15	PTD			2500 E 275' S N/W COR/O SEC 2 T9S R21E	2
							1/3(1)			5C		3
												4
												5
49301U1	45	15	FT				39-10	22-1	23-1		1160' N/O 4TH ST 105' W/O SUNSET WAY	6
			CL4				21-3				LOCATION CHANGE	7
												8
												9
												10
											U1 TO ASSUME ALL PTD/TRANSFER CHARGES FOR U3 IF WORK HAS BEEN COMPLETED PRIOR TO SENDING JPA TO U3	11
												12
												13

POLE LEGEND: L = LOWER TOP (Item 5E)
 P = PULL (Item 5A) C(XX) = FOOTAGE CUT
 PB = PULL BUTT SCZ = SAFETY CLEARANCE ZONE
 T = TRANSPORT (Item 5B)
 S = SALVAGE
 D = DISPOSE (Item 5D)
 TN = TENANT

ANCHOR/ARM LEGEND:
 AR = ANCHOR/ARM REMOVED
 AT = ANCHOR/ARM TRANSFERRED

Show Quantity of Items to be billed in the Column of Party to be Paid.

GEOGRAPHICAL LOCATION

BLYTHE
COMMUNITY

Date Prepared 1/7/2016

This authorization is in accordance with Joint Pole Agreement and Routine. The undersigned have agreed on joint work as specified hereon

COPY

Date Sent **4/21/2016** / **2/6/2016** Confirming Agreement _____ In Field By Telephone Est. Const. Start _____ No. of Pages _____ J.P. Auth.No. U1XXXX-XXXXXXXX R01

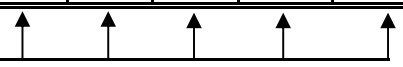
UTILITY	REPRESENTATIVE	DISTRICT-DIVISION-EXCHANGE	APPROVED	TAXING INSTRUCTIONS	ACCOUNTING DATA
U1	LARRY BENTON	ARROWHEAD	SEAN TUCKER	RIMFOREST	1234567
U2	D MEZA	REDLANDS	K TAYLOR	LAKE ARROWHEAD	789JP-1

POLE NO.	Pole Length Anchor Size	Year Set	Pole Trt Class Anchor Direct.	Record			Proposed			Item No.	LOCATION AND NATURE OF WORK If not in accordance with Joint Pole agreement and routine-state reasons.
				12KV U1	U2		12KV U1	U2			
49301U1	50	49	FT	43-14	23-5		C-14	PTD			U1 TO REPLACE SEC 7.11 1
			CL2				1/2(1)			5C	NPL CEDAR GLEN TRL 560' W/O N/E COR/O CEDAR GLEN 2
											3
											4
49301U1	60	14	FT				52-23	23-5			NPL CEDAR GLEN TRL 561' W/O N/E COR/O CEDAR GLEN 5
			H6								6
											U1 TO REPLACE SEC 7.13 7
49302U1	50	49	FT	43-11	26-8		PTD				NPL CEDAR GLEN TR 400' W/O N/E COR/O CEDAR GLEN 8
											9
49302U1	60	14	FT				52-20	26-8			NPL CEDAR GLEN TR 401' W/O N/E COR/O CEDAR GLEN 10
			H4								11
											12
											13

POLE LEGEND: L = LOWER TOP (Item 5E)
 P = PULL (Item 5A) C(XX) = FOOTAGE CUT
 PB = PULL BUTT SCZ = SAFETY CLEARANCE ZONE
 T = TRANSPORT (Item 5B)
 S = SALVAGE
 D = DISPOSE (Item 5D)
 TN = TENANT

ANCHOR/ARM LEGEND:
 AR = ANCHOR/ARM REMOVED
 AT = ANCHOR/ARM TRANSFERRED

Show Quantity of Items to be billed in the Column of Party to be Paid.



GEOGRAPHICAL LOCATION
LAKE ARROWHEAD
COMMUNITY

1.2 Special Agreement

Special Agreement may be made for transactions in conflict with the Routine, provided approval by affected member(s) is obtained therefor. Joint Pole Authorization shall clearly specify adjustment for each transaction under “Special Agreement” and the Joint Pole Committee Office shall record same as approved by Members concerned. Automatic approval may not apply to a JPA under Special Agreement. Therefore, Section 18.1D does not apply.

11/14/2017 – Bring up tomorrow’s discussion (Admin Board).
Consent Calendar in 01/17/2018

FORM 48

MEMORANDUM NOTICE OF JOINT POLE WORK
 IMPORTANT - Note correct Operation and provide details accurately.

FIELD USE: FORM 48 DATE PREPARED: _____ JPA NUMBER: JPA 12345

OFFICE USE: FORM 48 DATE SENT: _____ JPA DATE SENT: _____

JPA 12345	UTILITY CODE	From: _____ Name: _____	Phone number: _____
	UTILITY CODE	To: _____ Name: _____	UTILITY CODE
	UTILITY CODE	To: _____ Name: _____	To: _____ Name: _____
	UTILITY CODE	To: _____ Name: _____	To: _____ Name: _____
	UTILITY CODE	To: _____ Name: _____	To: _____ Name: _____
	UTILITY CODE	To: _____ Name: _____	To: _____ Name: _____
	UTILITY CODE	To: _____ Name: _____	To: _____ Name: _____
	UTILITY CODE	To: _____ Name: _____	To: _____ Name: _____
	UTILITY CODE	To: _____ Name: _____	To: _____ Name: _____
	UTILITY CODE	To: _____ Name: _____	To: _____ Name: _____
	UTILITY CODE	To: _____ Name: _____	To: _____ Name: _____
	UTILITY CODE	To: _____ Name: _____	To: _____ Name: _____

OPERATION No.

1. Change removal agreement.
2. Add item for hand-dig, **specify nature of conflict in remarks.**
3. Add item for topping a pole, **when not on JPA.**
4. Transfer has been completed.
5. Make your temporary attachments permanent on new pole.
6. Anchor has been installed/replaced; attachments should be made.
7. Our attachments have been removed; pole may be renumbered (**only applies to base owner**).
8. New pole location changed, specify nature of conflict and new location in remarks (**substructure conflict only**).
9. Our transfer has been completed; pole may be pulled (**i.e. MITC poles, alternative to wood poles**).
10. All work completed based on Form 7 dated: _____
11. Work completed **ONLY** on poles listed below.
12. Our work has been completed. **Must list poles below.**
13. Records only-Initiate billing (**purchase/relinquishment**).

POLE LEGEND: P = PULL PB = PULL BUTT T = TRANSPORT S = SALVAGE D = DISPOSE TN = TENANT
 L = LOWER TOP U(XX) = UTILITY CODE (FOOTAGE CUT) SCZ = SAFETY CLEARANCE ZONE
 ANCHOR/ARM LEGEND: AR = ANCHOR/ARM REMOVED AT = ANCHOR/ARM TRANSFERRED

J.P. Auth.		Pole No. (Required)	Operation No. (Required)	Utility Code				POLE CUT U(XX)	ADD Item #	Remarks/changes
				PTD	PB	LTD	HAND DIG			
		12345U1		U1					SOP remains	

REMARKS: _____

Southern California Joint Pole Committee

279 E. Arrow Hwy., Suite 104

San Dimas, CA 91773

Phone (909) 599-3801

February 20, 2018

A meeting of the **Routine Revision Committee** took place on the above date, **at 10:13 a.m. at the Committee office. Those in attendance were:**

Ms. Maria Ortiz	XO Communication
Ms. Lupe Hernandez	Teleport Communications America, LLC
Mr. Wayne Brown	Southern California Edison
Ms. April DeBarge	Southern California Edison
Ms. Valerie Mitwasi	Southern California Edison
Ms. Manijeh Carmichael	AT&T California
Mr. Jeff Williams	City of Los Angeles
Mr. Christopher Cravens	City of Los Angeles
Ms. Melissa La	City of Los Angeles
Ms. Lupe Pinon	City of Los Angeles
Ms. Maria Fritts	City of Los Angeles
Ms. Samantha Carrillo	Time Warner Cable
Mr. Earle Carrion	Crown Castle NG West Inc./NewPath/CA-CLEC LLC
Mr. Saad Khalid	Crown Castle NG West Inc./NewPath/CA-CLEC LLC
Ms. Angela Pranata	Committee Staff
Ms. Kathleen Allen	Committee Staff
Ms. Anali Spencer	Committee Staff

Those attending via teleconference were:

Mr. Bret Plaskey	Frontier Communications
Ms. Alicia Smith	Sprint Nextel/Sprint Communications
Ms. Lynn Prescott	Verizon Wireless
Ms. Yvonne Johnson	AT&T Mobility
Ms. Kay Black	AT&T California
Mr. Josh Mathisen	AT&T California
Ms. Megan Stewart	Frontier Communications
Ms. Mia Tran	Crown Castle NG West Inc./NewPath/CA-CLEC LLC
Ms. Shawn Henderson	T-Mobile USA
Mr. Sven-Axel Knauth	City of Burbank
Ms. Rachael Torres	Mobilitie, LLC
Ms. Jaclyn Puga	AT&T California

Ms. Ortiz called the meeting to order at 10:13 a.m.

Agenda Item 1 – Review of prior month’s minutes - Ms. Ortiz opened the meeting by inquiring if there were any questions or concerns regarding the previous meetings minutes. There were no comments or concerns from any members.

Agenda Item 2 – Interpretation of Routine Handbook – Ms. Ortiz opened the discussion of members not returning signed copies of JPAs using Special Agreement 1.2. Ms. DeBarge is working on compiling a list of JPAs that show which members have not returned a signed copy for Section 1.2. Ms. DeBarge needs to run the report and refresh it to add any Section 1.2 JPAs that are from December 2017. This item is to be tabled until the next Routine Revision Meeting.

Ms. La inquired about foreign JPAs with 18.1D and incorrect pole information. She wanted to know who will make a Correction of Record when the pole record information is incorrect. Ms. Hernandez explained that you give the initiator the opportunity to do a Correction of Record JPA by emailing them and if they choose not to respond, then it is on the foreign member to create the JPA. If they continue to not respond she can tell Mr. Williams to bring this up at the meetings. Mr. Carrion stated they can also submit a JPA with Section 13.3 to update records. Ms. Carmichael suggested to communicate with each other to make sure changes of street names are correct on the new pole. Ms. Pinon inquired if they can send a Form 7 to correct the pole information by email for JPAs that have not been finalized. The members agreed that this could be done.

Agenda Item 3 – Item 1597: Review of Routine Handbook Examples (5/19/2015) - Ms. Ortiz reopened the discussion on Review of Routine Handbook. Ms. DeBarge requested to create an example for the SOP.

Agenda Item 4 - Item 1609: JP Form and Timelines – Ms. Ortiz reopened discussion on the Joint Pole forms and timelines. Mr. Wayne Brown stated that if the work is not completed within 180 days and Edison is forced to go and replace a pole, he feels they should be compensated the actual cost. Mr. Williams suggested to create a new authorized cost for having to go back out there. Mr. Wayne Brown stated it should be a penalty at actual cost. Ms. Ortiz suggested an authorized cost which would cover actual cost otherwise they will be outside of the JPA Process. Mr. Williams stated it would be easier if the cost is already made. Mr. Wayne Brown wanted to know if Edison will be compensated for reengineering. Ms. Carmichael suggested to create two authorized costs, one for actual cost to go complete the work and the second cost for the reengineering. Mr. Wayne Brown said the goal is to eliminate resending after 180 days. Ms. Carmichael suggested a separate invoice noting the original JPA, but still have an authorized cost established. Ms. Ortiz suggested a reminder if the 180 days is coming close. Mr. Knauth suggested a recurring

penalty for failing to PTD. The members are against recurring penalties. Mr. Wayne Brown will research fees to add as additional Authorized Costs.

Agenda Item 5 - Item 1620: Failure to Complete Pole Removal – Which is in conjunction to Item 1609. Ms. Ortiz inquired if there was any further discussion on this. There was nothing at this time.

Agenda Item 6 - Item 1626: Electronic Delivery of Forms – Ms. Ortiz opened this discussion by asking if all members have set up an email address to receive/send JPA forms electronically. Ms. Ortiz inquired about the members who have not set up their email inboxes. ATS/MCI have set up their email inboxes. The only member who requires an email inbox to be set up is City of Banning.

Ms. La inquired if this means all the utilities will not be sending JPAs by mail, but electronically. Ms. Ortiz confirmed this was correct. Ms. La then inquired from Crown Castle about the 325 JPA's they received from them since January and wanted to know if this was going to be the norm because they don't have the man power for all those incoming JPAs. Mr. Carrion stated that they have a large contract with a customer and that this is not the norm, but he does not know how far into 2018 this will continue. Mr. Carrion can find out if the numbers plan to increase or decrease. Mr. Williams stated that the JPAs will be sent back without processing them if there is too much incorrect information. Ms. Hernandez stated that the JPAs would have to be resubmitted with a new date sent once it has been corrected.

Ms. Ortiz inquired about how electronic delivery is working for the other members. Ms. DeBarge inquired if the other members are keeping everything electronic or printing. Ms. Ortiz stated that they are only printing copies that go to their fielders. Ms. Hernandez stated that they are using the electronic copies and signing them electronically. Edison is currently half paper and half electronic and Ms. DeBarge would like for the other members to share how they are going about with doing everything electronically in future meetings.

Agenda Item 7 - Item 1632: Adding Member to JPA via a Form 2 (4/19/17) – Ms. Ortiz reopened the discussion on adding a member to JPA via Form 2. Ms. Ortiz did not have the opportunity to revise the example and create verbiage. Mr. Cravens wanted to confirm they were just discussing adding an additional member on a revised JPA. The members agreed that this is what they are working on. The members agreed to table this item for the next Routine Revision Meeting.

Agenda Item 8 – Item 1645: Adding Verbiage to Section 7 for Expedited Replacements (9/19/2017) – Ms. Ortiz opened the discussion. Ms. Hernandez received an email from Mr. Mathisen about the expedited pole replacements. Mr. Mathisen stated that in the North they have a Section 7.6B which is different from the Section 7.6B in the South. He was inquiring if they would like to create a Section 7.6C or create an entirely new number if they

required this. Mr. Mathisen requested clarification and was redirected to Section 7.11. The members agreed to table this item for Mr. Mathisen to work on verbiage for Section 7 for expedited replacements to discuss at the next Routine Revision Meeting.

Mr. Wayne Brown inquired about Tier 3 poles and wanted to know if Edison needed to wait 45 days. Mr. Williams stated that they should label them Priority Poles/Tier 3, because as of September 1, 2017 none of the violations in Tier 3 can be older than six months. Mr. Wayne Brown stated that they have 3,000 poles in Tier 3 that they need to replace before September 1, 2018.

Ms. Pranata inquired if there is a specific place that Priority is placed on JPAs. Mr. Wayne Brown stated they try and put it in the upper right corner. Ms. Hernandez inquired if this was required for billing. Ms. Allen stated that JPAs marked Priority get billed before other Edison work by request of Ms. Davis. Mr. Wayne Brown will clarify with Ms. Davis about this because this is not the same as the Priority Poles they are discussing and get back to Ms. Pranata.

Agenda Item 9 – Item 1647: Update Verbiage to Section 4.1 – Pole Loading (11/14/17) – Ms. Ortiz opened the discussion on updating the verbiage to Section 4.1 – Pole Loading. Mr. Carrion stated that Crown Castle does not have a plan for tenant attachments in which they are going from tenant to owner without any work to provide pole loading. He continued that any tenant conversion with additional work that Crown Castle is doing whether it be Section 4.0 or Section 4.1 will have pole loading. Mr. Wayne Brown stated that Edison no longer has a stance against not having pole loading for Section 4.0 JPA's in which Crown Castle was only taking over. Edison will continue to have the same stance against not providing pole loading on the Section 4.1 JPA's. Mr. Carrion stated that if Edison gave them some kind of notification then Crown Castle could issue a Section 4.1 JPA which will contain the pole loading. Mr. Wayne Brown stated that Edison issues a Section 4.1 JPA without pole loading when they find unauthorized attachments. Ms. Hernandez suggested an Authorized Cost for pole loading. Mr. Wayne Brown stated the cost would not cover sending someone else out to calculate pole loading. Mr. Carrion stated that when Crown Castle finds unauthorized attachments they will calculate pole loading with their attachment on. Mr. Wayne Brown stated that they have inspectors who are only qualified to find unauthorized attachments in their service area, but are not qualified to calculate pole loading. Edison will hold the JPAs open until they get pole loading from the other companies.

Mr. Wayne Brown wanted to know how it is possible for a company to attach to six poles and purchase Section 4.0 on the four center poles and Section 4.1 on the two outer poles within days of each other. The members discussed that if this a communication company this is a possibility and that work may have been completed by different contractors and overhead attachments not completed which is why the JPAs were within days of each other. The members agreed that there needs to be trust within the organization that the research was completed for the sections being billed.

Mr. Wayne Brown inquired about Firestorm attachments. He wanted to know if during a Firestorm a few poles go without a JPA issued if they would be considered Section 7.13. Ms. Hernandez stated that as long as the JPA is stamped Firestorm it is still a Section 7.6. The members agreed that under circumstances like Firestorms they can work together so that a JPA can be issued. Ms. Hernandez stated there should be timeframe, it should be fine as long as it doesn't take years.

Ms. Ortiz brought the topic back to redoing the verbiage to Section 4.1. The members agreed to revise the verbiage to add information about JPAs being sent without pole loading initiated by the pole owner for identifying unauthorized attachments and the member found unauthorized must provide pole loading (see attached). Ms. Ortiz will bring this up for the Discussion Calendar at the Administrative Board Meeting tomorrow.

Agenda Item 10- Miscellaneous Items –

- Mr. Wayne Brown stated that Edison is being denied two things.
 - First on the temporary transfers they are being denied. Mr. Williams stated that Ms. DeBarge had discussed this and the outcome was they should not be getting denied.
 - Second is that Edison is getting Form 7s sent to the committee to stop billing on new poles in which the other member previously noted on the signed JPA copy that they won't need interest on the new pole. So Edison puts no interest (N/I) on the new pole, but then the other member sends a Form 7 stating to stop billing because they do not want interest in the new pole. Ms. Allen stated that if a Form 7 states Do Not Final then the JPA will be sent back to the initiating member until resolved and the Form 7 Ok to Bill is received. The SCJPC does not read through the Form 7s. The members discussed and agreed that there may be a misunderstanding, once a member requests no interest (NI) and the pole owner does not respond, then that means they agree with the no interest (NI) and will no longer discuss the pole due to the other member not having any interest.
- Mr. Wayne Brown stated that as of January 1, 2018 Edison has been sending their Form 48s as SOP and are being denied. Mr. Williams suggested to send the other member an email to refer to the minutes, JPA Alerts, or handbook when they do not understand. Ms. Ortiz to bring this up at tomorrow's Administrative Board Meeting.
 - Ms. DeBarge requested to create an example for the SOP denials. Ms. Ortiz requested to add this to Item #1597.

Agenda Item 11 - Review of Action items/JPA Alerts –

Routine Revision – February 20, 2018

- Ms. DeBarge to provide more information for JPA's with Section 1.2 and 18.1.
- Mr. Wayne Brown to research fees for members that fail to complete the work after the proposed 180 days.
- Ms. Ortiz to work on verbiage to revise the existing example on adding members to an existing JPA.
- Mr. Mathisen to work on the verbiage to Section 7 on the expedited pole replacements.
- Ms. Ortiz to bring up at the Administrative Board Meeting Section 4.1 and see if they agree to the new revision.
- Ms. Ortiz to bring up at the Administrative Board Meeting the topic of stopping a JPA with a Form 7 without the need to.
- Ms. Ortiz to bring up at the Administrative Board Meeting the denials to SOP.

The Meeting adjourned at 12:27 p.m. until March 20, 2018.

Anali Spencer - Committee Staff

Forms	Current time frames	Proposed	Comments	Change?	Discussed date
Form 2	45 days You can start construction on 46th day (SCE can't change)	60 days	Member asked for extension and denied Definition of 45 day timeframe:	NO CHANGES NO CHANGES NO CHANGES NO CHANGES	
Timeline for CPUC From approved F2 to construction from Initiating member From construction complete to send Form 48	30 days			NO CHANGES	
Form 48 (notify member to facilitate transfer)	60 days construction	180 days by AT&T		Yes	1/17/2017
		PENALTY after 180 days with notice (?)		?	1/16/2018
	45 days billing			NO CHANGES NO CHANGES	
Form 7	15 days	21 days? 30 days?	Leave it to 15 days	NO CHANGES NO CHANGES	
Form 2 Final	not less than 45 and no more than 90 calendar days after sending the completed Form 48.		OK	NO CHANGES	

1.0 PROCEDURE STATEMENT

The purpose of this procedure is to capture the process that all members of the Southern California Joint Pole Committee (SCJPC) will adhere to upon receiving a Form 48 notifying work has been completed.

2.0 ROLES AND RESPONSIBILITIES

2.1 All members of the SCJPC

3.0 PROCEDURE DETAIL

- 3.1 Upon completion of work by the initiating member, the initiating party shall have 60 days to notify all joint owners of work completion via Form 48 (or NJUNS).
- 3.2 Party responsible to Pull Transport and Dispose (PTD) shall have 180 days to remove pole.
 - 3.2.1 All members shall have 45 days to review and/or dispute the Form 48.
 - 3.2.2 Any member required to transfer prior to the pole being removed, must transfer and issue Form 48 to all parties within 60 days.
 - 3.2.3 Member responsible for the PTD must remove pole within 180 days of receiving Form 48 and must issue a Form 48 notifying all joint owners of work completion.

 *Process Ends*

- 3.3 Members failing to adhere to the 180 day process.
 - 3.3.1 Maybe subject to penalties
 - 3.3.2 Penalty to include actual cost for base owner to return to field to remove the buddy pole.
 - 3.3.3 Responsible party to PTD will be responsible for any fines/fees imposed by City or County agencies.

 *Process Ends*

3.4 Exceptions:

- 3.4.1 Priority 1 poles should be removed within 60 days of receiving Form 48.
- 3.4.2 High Fire, high wind poles should be removed within 120 days of receiving Form 48.
- 3.4.3 Penalty: Responsible party shall receive 10 days to remediate once penalty phase is imposed.
- 3.4.4 Form 48 maybe replaced by NJUNS, which case the above procedure detail will remain the same.

 *Process Ends*

DRAFT

Angela Pranata

From: April DeBarge <April.DeBarge@sce.com>
Sent: Monday, May 15, 2017 8:28 AM
To: laptop01@scjpc.net
Cc: Gerald Brown; Jessica Pearson
Subject: RE: adding member to JPA via F7
Attachments: Add member to JPA.XLSX

Here is another sample note we should add to the example. The majority of members added to the JPA are discovered at the signed copy level. I don't have a sample of that yet to share with the members.

	5		
	6		
	7		
U TO ASSUME U3PTD AND TRANSFER COSTS	8		
	9		
U3 UNAUTHORIZED - WILL PAY ALL TRANSFER AND P U COSTS	10		
	11		
	12		

april
[Be Safe Always...](#)

From: April DeBarge
Sent: Saturday, May 13, 2017 10:12 AM
To: 'laptop01@scjpc.net' <laptop01@scjpc.net>
Subject: FW: adding member to JPA via F7

Opsie – my laptop email address was incorrect.

april
[Be Safe Always...](#)

From: April DeBarge
Sent: Saturday, May 13, 2017 10:10 AM
To: 'laptop@scjpc.net' <laptop@scjpc.net>
Cc: Gerald Brown <Gerald.Brown@sce.com>; Jessica Pearson (<Jessica.Pearson@sce.com> <Jessica.Pearson@sce.com>); Angela Pranata (<angela@scjpc.net> <angela@scjpc.net>)
Subject: adding member to JPA via F7

I haven't had a chance to delve off into the routine handbook verbiage, but thought we might want to take a look at what this would look like. It will be noted and stressed to all members that preliminary research is adequate so that members who are on the pole card are not carelessly overlooked.

Below (attached) is a JPA involving a replacement, but we would want to chat about purchase of interest also. Generally, purchase of interest JPAs don't bill within 45 days, so the same concept of "resent to include U3" could be used. **Jessica** – do you have a section 4 sample of a member being added?

- In the scenario below, it was discovered by U1 at the time of sending the F48 that U3 is now a joint owner; U3 JPA appears to have perhaps billed out of sequence.
- Instead of creating a revision, the 45 days is allotted for U3 and though U3 was not joint owner the date U1 JPA was prepared or originally sent, the rules of 7.13 will apply to that member only, meaning that U1 will assume all of U3's PTD and transfer costs, unless it can be proved the replacement did *not* take place prior to U3 being notified.

FINAL AUTHORIZATION FOR JOINT POLE TRANSACTION

BILL NO. _____

PAGE NO. **1 OF 1** This authorization is in accordance with Joint Pole Agreement and Routine. The undersigned have agreed on joint work as specified herein.

Date Prepared **1/8/2012** Resent to include U3 2/28/17 In Field By Telephone

Date Sent **1/18/2012** Confirming Agreement **1/11/2012** Date Completed _____ No. of Pages **1 OF 1** J.P. Auth. No. **E6059-4041874**

UTILITY	REPRESENTATIVE	DISTRICT-DIVISION-EXCHANGE	APPROVED	TAKING INSTRUCTIONS	ACCOUNTING DATA
U1	R BOULEY	VALENCIA	R BOULEY	VALENCIA	TD567101 700221
U2	S CAMPBELL	VALENCIA	MCDONALD	SANTA CLARITA	732-3P012JP-011
U3					

2	POLE NO.	Pole Break Hooker Ser	Year Set	Record				Proposed			Item No.	LOCATION AND NATURE OF WORK <small>If not in accordance with Joint Pole agreement and routine.</small>	
				Case Hooker Descri.	16KV U1	U2	U3	16KV U1	U2	U3			
	1059360E	50	55	FT 4	43-13	24-6 T24	24-1			PTD		E TO REPLACE PER SEC 7.11	
	1059360E	55	12	FT H1						48-17	24-6	25-1	JESSIE ST E/S 489' S/O 3RD ST EXTD

U1 TO ASSUME U3 PTD AND TRANSFER COSTS

POLE LEGEND: L - LOWER TOP, P - PULL, PB - PULL BUTT, T - TRANSPORT, S - SALVAGE, C - CARRIER

ANCHOR LEGEND: L - LOWER TOP, P - PULL, PB - PULL BUTT, T - TRANSPORT, S - SALVAGE, C - CARRIER

Show Quantity of Items to be billed in the Column of _____

GEOGRAPHICAL LOCATION
SAN FERNANDO

FORM 48 2/28/2017

PAGE 1 (+)

Pole Number: 1059360E

Location: JESSIE ST E/S 490' S/O 3RD ST EXT

Latitude: - Class:

Longitude: -

Pole Height: 50 Top: 0.0

Year Set: 1955 Treatment: FT

City: SAN FERNANDO Code: -

Repl Pole #:

Removal/Relinquishment:

Member to remove pole or member relinquished:

Company	ANT	Grade & Space	Additional Info
E	-	16K 43-13	
FTR	-	24-6 T24	
HLA	-	24-1	

JPA Number: H735361607

Bill of Sale:

Pole BOS: Pole: 1059360E - 8/58: E BILL GT \$44 PLUS \$1.76 TAX: CNT12218
 9/13: E BILL H \$43; V2 BILL H \$47:

april
 Be Safe Always...

AUTHORIZATION FOR JOINT POLE TRANSACTION

Date Prepared _____

This authorization is in accordance with Joint Pole Agreement and Routine. The undersigned have agreed on joint work as specified hereon.

Date Sent _____

Confirming Agreement _____

In Field
 By Phone
 By Email

Est. Const. Start _____

No. of Pages _____

J.P. Auth.No. _____

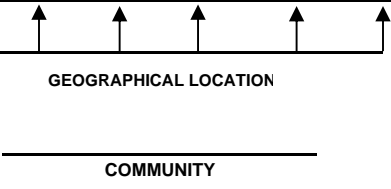
UTILITY	REPRESENTATIVE	PHONE NUMBER OR EMAIL	DISTRICT-DIVISION-EXCHANGE	APPROVED	ACCOUNTING DATA
				(Deleted "Taxing Instructions")	

POLE NO.	Pole Length	Year Set	Record						Proposed						Item No.	LOCATION AND NATURE OF WORK <small>If not in accordance with Joint Pole agreement and routine-sta</small>		
			Pole Trt	Class														
														Anchor Size			Anchor Direct.	

POLE LEGEND: L = LOWER TOP(Item 5E)
 P = PULL (Item 5A) C(XX) = FOOTAGE CUT
 PB = PULL BUTT SCZ = SAFETY CLEARANCE ZONE
 T = TRANSPORT (Item 5B)
 S = SALVAGE
 D = DISPOSE (Item 5D)
 TN = TENANT

ANCHOR/ARM LEGEND:
 AR = ANCHOR/ARM REMOVED
 AT = ANCHOR/ARM TRANSFERRED

Show Quantity of Items to be billed in the Column of Party to be Paid.



Date Prepared 1/7/2016

This authorization is in accordance with Joint Pole Agreement and Routine. The undersigned have agreed on joint work as specified hereon

COPY

Date 1/21/2016 Confirming Agreement _____ In Field By Telephone Est. Const. Start _____ No. of Pages _____ J.P. Auth.No. U1XXXX-XXXXXXXX R01

UTILITY	REPRESENTATIVE	DISTRICT-DIVISION-EXCHANGE	APPROVED	TAXING INSTRUCTIONS	ACCOUNTING DATA
U1	LARRY BENTON	BLYTHE	SEAN TUCKER	CITY OF VISALIA	1234567
U2	AL WYMER	BLYTHE	STEPHEN PEBLEY	BLYTHE	789JP-1
U3	FELIPE STORY	BLYTHE	JOHN HERNANDEZ	BLYTHE	56789

POLE NO.	Pole Length Anchor Size	Year Set	Pole Trt Class Anchor Direct.	Record			Proposed			Item No.	LOCATION AND NATURE OF WORK If not in accordance with Joint Pole agreement and routine-state reasons.	
				12KV U1	U2	U3	12KV U1	U2	U3			
											U1 TO REPLACED SECT 7.11, 13.3	1
49301U1	45	54	BT		22	23	C-15	PTD			2500 E 275' S N/W COR/O SEC 2 T9S R21E	2
							1/3(1)		5C			3
												4
												5
49301U1	45	15	FT				39-10	22-1	23-1		1160' N/O 4TH ST 105' W/O SUNSET WAY	6
			CL4				21-3				LOCATION CHANGE	7
												8
												9
												10
											U1 TO ASSUME ALL PTD/TRANSFER CHARGES FOR U3 IF WORK HAS BEEN COMPLETED PRIOR TO SENDING JPA TO U3	11
												12
												13

POLE LEGEND: L = LOWER TOP (Item 5E)
 P = PULL (Item 5A) C(XX) = FOOTAGE CUT
 PB = PULL BUTT SCZ = SAFETY CLEARANCE ZONE
 T = TRANSPORT (Item 5B)
 S = SALVAGE
 D = DISPOSE (Item 5D)
 TN = TENANT

ANCHOR/ARM LEGEND:
 AR = ANCHOR/ARM REMOVED
 AT = ANCHOR/ARM TRANSFERRED

Show Quantity of Items to be billed in the Column of Party to be Paid.

GEOGRAPHICAL LOCATION

BLYTHE
COMMUNITY

Date Prepared 1/7/2016

This authorization is in accordance with Joint Pole Agreement and Routine. The undersigned have agreed on joint work as specified hereon

COPY

Date Sent **4/21/2016** / **2/6/2016** Confirming Agreement _____ In Field By Telephone Est. Const. Start _____ No. of Pages _____ J.P. Auth.No. U1XXXX-XXXXXXXX R01

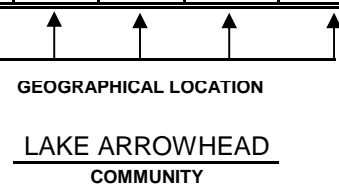
UTILITY	REPRESENTATIVE	DISTRICT-DIVISION-EXCHANGE	APPROVED	TAXING INSTRUCTIONS	ACCOUNTING DATA
U1	LARRY BENTON	ARROWHEAD	SEAN TUCKER	RIMFOREST	1234567
U2	D MEZA	REDLANDS	K TAYLOR	LAKE ARROWHEAD	789JP-1

POLE NO.	Pole Length Anchor Size	Year Set	Pole Trt Class Anchor Direct.	Record			Proposed			Item No.	LOCATION AND NATURE OF WORK If not in accordance with Joint Pole agreement and routine-state reasons.
				12KV U1	U2		12KV U1	U2			
											U1 TO REPLACE SEC 7.11 1
49301U1	50	49	FT	43-14	23-5		C-14	PTD			NPL CEDAR GLEN TRL 560' W/O N/E COR/O CEDAR GLEN 2
			CL2				1/2(1)			5C	3
											4
49301U1	60	14	FT				52-23	23-5			NPL CEDAR GLEN TRL 561' W/O N/E COR/O CEDAR GLEN 5
			H6								6
											U1 TO REPLACE SEC 7.13 7
49302U1	50	49	FT	43-11	26-8		PTD				NPL CEDAR GLEN TR 400' W/O N/E COR/O CEDAR GLEN 8
											9
49302U1	60	14	FT				52-20	26-8			NPL CEDAR GLEN TR 401' W/O N/E COR/O CEDAR GLEN 10
			H4								11
											12
											13

POLE LEGEND: L = LOWER TOP (Item 5E)
 P = PULL (Item 5A) C(XX) = FOOTAGE CUT
 PB = PULL BUTT SCZ = SAFETY CLEARANCE ZONE
 T = TRANSPORT (Item 5B)
 S = SALVAGE
 D = DISPOSE (Item 5D)
 TN = TENANT

ANCHOR/ARM LEGEND:
 AR = ANCHOR/ARM REMOVED
 AT = ANCHOR/ARM TRANSFERRED

Show Quantity of Items to be billed in the Column of Party to be Paid.



FORM 48

MEMORANDUM NOTICE OF JOINT POLE WORK
 IMPORTANT - Note correct Operation and provide details accurately.

FIELD USE: FORM 48 DATE PREPARED: _____ JPA NUMBER: JPA 12345

OFFICE USE: FORM 48 DATE SENT: _____ JPA DATE SENT: _____

JPA 12345	UTILITY CODE		From: _____ Name: _____		Phone number: _____
	UTILITY CODE		To: _____ Name: _____		UTILITY CODE
	UTILITY CODE		To: _____ Name: _____		To: _____ Name: _____
	UTILITY CODE		To: _____ Name: _____		To: _____ Name: _____
	UTILITY CODE		To: _____ Name: _____		To: _____ Name: _____
	UTILITY CODE		To: _____ Name: _____		To: _____ Name: _____
	UTILITY CODE		To: _____ Name: _____		To: _____ Name: _____
	UTILITY CODE		To: _____ Name: _____		To: _____ Name: _____
	UTILITY CODE		To: _____ Name: _____		To: _____ Name: _____
	UTILITY CODE		To: _____ Name: _____		To: _____ Name: _____
	UTILITY CODE		To: _____ Name: _____		To: _____ Name: _____
	UTILITY CODE		To: _____ Name: _____		To: _____ Name: _____

OPERATION No.

1. Change removal agreement.
2. Add item for hand-dig, **specify nature of conflict in remarks.**
3. Add item for topping a pole, **when not on JPA.**
4. Transfer has been completed.
5. Make your temporary attachments permanent on new pole.
6. Anchor has been installed/replaced; attachments should be made.
7. Our attachments have been removed; pole may be renumbered (**only applies to base owner**).
8. New pole location changed, specify nature of conflict and new location in remarks (**substructure conflict only**).
9. Our transfer has been completed; pole may be pulled (**i.e. MITC poles, alternative to wood poles**).
10. All work completed based on Form 7 dated: _____
11. Work completed **ONLY** on poles listed below.
12. Our work has been completed. **Must list poles below.**
13. Records only-Initiate billing (**purchase/relinquishment**).

POLE LEGEND: P = PULL PB = PULL BUTT T = TRANSPORT S = SALVAGE D = DISPOSE TN = TENANT
 L = LOWER TOP U(XX) = UTILITY CODE (FOOTAGE CUT) SCZ = SAFETY CLEARANCE ZONE
 ANCHOR/ARM LEGEND: AR = ANCHOR/ARM REMOVED AT = ANCHOR/ARM TRANSFERRED

J.P. Auth.		Pole No. (Required)	Operation No. (Required)	Only required for changes to JPA				POLE CUT U(XX)	ADD Item #	Remarks/changes
				Utility Code						
Page No.	Line No.		PTD	PB	LTD	HAND DIG				
		12345U1		U1						SOP remains

REMARKS: _____

4.1 Unauthorized Attachment

Each case requiring joint ownership in a pole shall constitute an unauthorized attachment if the Member making such attachment fails to initiate Form 2 Joint Pole Authorization or makes attachment prior to approval of Form 2 Joint Pole Authorization. Any member found unauthorized is responsible for pole loading (Routine Rev 1/16/2018).

Apply as appropriate **per chart below.**

Excluded from these sections are:

(a) Cases where a joint owner has made attachment on pole at a higher or lower grade than allowed for the space purchased. (This owner must relocate to the proper grade or when allowed, purchase interest in accordance with Section 4.0).

(b) Poles set in current year.

(c) All interset poles where services are originated from clearance attachments thereon. In these cases, purchase of interest shall be required at structural value only, and Member issuing Form 2 Joint Pole Authorization shall specify Routine Section 4.0 for such purchase.

NOTE 1: This section does not apply to anchors.

NOTE 2: Refer also to Sections 5.4, 7.7, and 16.4B

NOTE 3: With agreement from pole owner of record for space where unauthorized attachment exists Section 4.0 may be used.

(Revised January 2011)

18.1-A Preparation of Form 2 Preliminary Joint Pole Authorization

By agreement, any Member may be designated as the constructing Member in joint work.

The Member initiating Form 2 Preliminary Joint Pole Authorization shall specify its Authorization number and all required details of the agreement. The Joint Pole Authorization number shall begin with the current member's code. The Form 2 shall include, but is not limited to:

- (a) Pole Number
- (b) Nature of work
- (c) Applicable Routine Section Number
- (d) Designation of involved Members
- (e) Circuits
- (f) Interest
- (g) Grade
- (h) Space
- (i) Pole/equipment data, including jointly owned arms, anchors, risers, wireless and broadband equipment.
- (j) Other essential record data i.e. tenants, power communication (P.Comm)
- (k) Authorized Costs item number and number of items where required
- (l) Police and/or fire report or case number when applicable and available
- (m) Provide billing information when applicable billing sections are used
- (n) Estimated construction start date
- (o) Date sent
- (p) Date prepared
- (q) Pole Class for wood poles
- (r) Additional notes such as pending JPA numbers or corrections per field conditions
- (s) Pole loading analysis. NOTE: (1) Members cannot dictate pole loading method and format however must meet all GO95 requirements (2) Section 4.1 refer to the section (Routine meeting 01/16/2018).

The Preliminary Form 2 shall be limited to 10 pages.

Where a specific transaction involves special agreement, it shall be designated as such on Joint Pole Authorization. (See Section 1.2)

It is the responsibility of all Members involved in the Joint Pole Authorization to see that data and details of the agreement are correct. The date Joint Pole Authorization is sent shall be used in completing the billing for structural and salvage values; except in replacements, the date poles are set shall apply.

Any deviation shall be by agreement of the Members involved and noted on the Joint Pole Authorization. Section 20 shows Member code letters and abbreviations to facilitate preparation of Joint Pole Authorization.

Where jointly owned poles are to be removed from service, the Joint Pole Authorization must designate which Member is to pull, transport, and dispose/salvage poles as specified in Section 5.0.

To insure correct spotting of poles on record maps, it is essential that locations be accurately recorded (see Section 15.4). It is important, both for map and field reference purposes, to correctly give the City, Town, etc., in which the poles are actually located. (Revised January 2015)

Southern California Joint Pole Committee

279 E. Arrow Hwy., Suite 104

San Dimas, CA 91773

Phone (909) 599-3801

March 20, 2018

A meeting of the **Routine Revision Committee** took place on the above date, **at 9:06 a.m. at the Committee office. Those in attendance were:**

Ms. Maria Ortiz	XO Communication
Ms. Lupe Hernandez	Teleport Communications America, LLC
Ms. Lynn Prescott	Verizon Wireless
Mr. Wayne Brown	Southern California Edison
Ms. April DeBarge	Southern California Edison
Ms. Valerie Mitwasi	Southern California Edison
Ms. Manijeh Carmichael	AT&T California
Mr. Jeff Williams	City of Los Angeles
Mr. Bret Plaskey	Frontier Communications
Mr. Earle Carrion	Crown Castle NG West Inc./NewPath/CA-CLEC LLC
Mr. Keith Barnhart	Crown Castle NG West Inc./NewPath/CA-CLEC LLC
Ms. Angela Pranata	Committee Staff
Ms. Kathleen Allen	Committee Staff
Ms. Anali Spencer	Committee Staff

Those attending via teleconference were:

Ms. Alicia Smith	Sprint Nextel/Sprint Communications
Ms. Yvonne Johnson	AT&T Mobility
Ms. Kay Black	AT&T California
Mr. Josh Mathisen	AT&T California
Ms. Shawn Henderson	T-Mobile USA

Ms. Ortiz called the meeting to order at 9:06 a.m.

Agenda Item 1 – Review of prior month’s minutes - Ms. Ortiz opened the meeting by inquiring if there were any questions or concerns regarding the previous meetings minutes. There were no comments or concerns from any members.

Agenda Item 2 – Interpretation of Routine Handbook – Ms. Ortiz opened the discussion of members not returning signed copies of JPAs using Special Agreement 1.2. Ms. DeBarge is working on compiling a list of JPAs that show which members have not returned a signed copy for Section 1.2. This item is tabled for the next Routine Revision Meeting.

Agenda Item 3 – Item 1597: Review of Routine Handbook Examples (5/19/2015)

- Ms. Ortiz reopened the discussion on Review of Routine Handbook Examples. Ms. DeBarge requested to create an example for SOP. Ms. DeBarge inquired about the LTD column on the Form 48 and wanted to know if SOP should be added or change the LTD to SOP. Mr. Williams stated that SOP should not replace LTD. Ms. DeBarge stated the concern is having to type SOP remains on the Form 48 and also notating on the Form 2. Ms. Carmichael stated that SOP should only be notated on either the Form 2 or Form 48 and does not have to be both. Ms. Carmichael stated that SOP may be used more than the Hand Dig column. Mr. Williams stated that LADWP does use the Hand Dig column. Ms. Hernandez suggested adding the Item # for Hand Dig and replacing Hand Dig with SOP. The members reviewed pictures of SOP (see attached). Ms. DeBarge requested confirmation on whether Edison should continue to type SOP Remains. Ms. Carmichael stated that they were to change Hand Dig to SOP.

Mr. Williams inquired if there was a section on the Form 48 items for transfers. Mr. Wayne Brown stated he could add Item 83A would be like 4 on the Form 48 or Item 83B would be like 5 on the Form 48. Mr. Williams confirmed that the members were ok if they used the Operation number and then add the Item number and the members agreed.

Ms. Ortiz is to bring up the Form 48 change at tomorrow's Administrative Board Meeting.

Ms. DeBarge sent a sample of SOP on a Form 2 (see attached). Mr. Williams stated that an SOP requires no billing, it is only a notification to the other parties that a section of pole is being left. The members discussed the differences between PTD & PB with a cut. Mr. Wayne Brown and Mr. Williams stated that doing the PTD is doing shared expense work. Ms. Carmichael stated that if it is a PTD with SOP it means a section of pole is left and a transfer still needs to be done. Ms. Ortiz confirmed that Item 83 and 5C cannot be charged by the member doing the pulling routine. Ms. Allen inquired if they should question JPA's with SOP and Item 83. Ms. Hernandez confirmed that they should be questioned. Ms. Allen confirmed that Item 19 can be charged. Ms. Hernandez confirmed that this was correct because it is the same hole set. Ms. Ortiz inquired if they should add an example to Section 18. Ms. Hernandez inquired if the pictures they reviewed (see attached) could be used as examples. Mr. Parra offered to do a digitized example of SOP in PDF format. Ms. Hernandez suggested the example could also be incorporated in Mr. Carrion's basic training. Ms. Pranata inquired if the members would like to revise Example 20 which is an example of the Form 48. Upon review of the old Form 48 example the members decided that the Hand Dig column was required because it is to show the utility performing the Hand Dig. The members agreed to add a new column for SOP and keep Hand Dig. Ms. Carmichael asked what would happen to the SOP where there are multiple communication lines. Mr. Plaskey stated that they have had that come up

where they have other communication lines and they just absorb the cost. The members agreed to wait and see if this becomes a bigger issue. Ms. Ortiz stated that if it does become a bigger issue then they will reopen for discussion.

Mr. Wayne Brown emailed a digitized example of the different types of Pulling Routine including SOP (see attached). The members approved of the example and Mr. Parra no longer needed to email one. Ms. Pranata asked what to name this example and the members decided to call it Examples of Pulling Routine. Ms. Ortiz asked if this should be added to Section 18 and the basic training and the members agreed. Ms. Carmichael confirmed that it is understood by all the members that if they go beyond the support structure of 18 feet it is no longer a SOP but an LTD. The members agreed that this is understood. Mr. Parra inquired if there are any charges for SOP. Mr. Williams stated there is no billing. The members explained that if Member 1 performs a PB with a cut and show the Member 2 as SOP, then Member 1 should change the PB to PTD. Mr. Parra confirmed that they would get PTD and add SOP. Ms. Carmichael confirmed this and that this was only for the section in the owned space, anything that goes into the support structure is an LTD. Ms. Ortiz is to bring this up for discussion at tomorrow's Administrative Board Meeting.

Ms. Pranata will add the digitized example as Example 30 – Examples of Pulling Routine to Section 18 in the Routine Handbook.

Agenda Item 4 - Item 1609: JP Form and Timelines – Ms. Ortiz reopened the discussion on the Joint Pole forms and timelines. Mr. Wayne Brown still needs more time to research fees to add as additional Authorized Costs. The members agreed to table this item for the next Routine Revision Meeting.

Agenda Item 5 - Item 1620: Failure to Complete Pole Removal – Which is in conjunction to Item 1609. Ms. Ortiz inquired if there was any further discussion on this. The members agreed to table this item for the next Routine Revision Meeting. Members decided to leave this item open until everyone gets used to the electronic process.

Agenda Item 6 - Item 1626: Electronic Delivery of Forms – Ms. Ortiz opened this discussion by asking if this item can be removed because all members have set up an email address to receive/send JPA forms electronically.

Ms. DeBarge opened the discussion to the topic of what should they do if they are getting messages that the other members inbox is full? She expressed concern about the other members not getting their sent JPAs because their inbox was full. Ms. DeBarge stated that when the inbox is full they get an email saying their message was undeliverable and wanted to know if there is any way the other member will know they tried to send something. The members stated that they would not know and the email would need to be resent. Ms. DeBarge stated

that AT&T is one of the members whose inbox was full. Ms. Carmichael stated to forward the failure email to her so she knows and can make sure the inbox is cleared up. Ms. Pranata suggested when the inbox is full to tell the primary representative. Ms. Hernandez inquired if Edison had access to Sharefile. Ms. DeBarge did not know if they had access to Sharefile and inquired if Sharefile is like Sharepoint. Ms. Pranata explained that they could upload their JPAs to Sharefile instead of emailing. The members discussed whether there is a way to show when a file has been loaded and deleted in Sharefile and Ms. Pranata found an activity log that shows up to three months of activity. Ms. Ortiz stated that Sharefile can be an available option that the members can use, and if this becomes a bigger issue they can explore other options. Mr. Parra suggested to the members who have Outlook that they can run a rule to send incoming emails that have to do with JPAs to an archives folder on their desktop or server. Ms. Ortiz is to bring up to the other members to monitor and clear out their inboxes at tomorrow's Administrative Board Meeting.

Agenda Item 7 - Item 1632: Adding Member to JPA via a Form 2 (4/19/17) – Ms. Ortiz reopened the discussion on adding a member to JPA via Form 2. Ms. Ortiz did not have the opportunity to revise the example and create verbiage. The members agreed to table this item for the next Routine Revision Meeting.

Agenda Item 8 – Item 1645: Adding Verbiage to Section 7 for Expedited Replacements (9/19/2017) – Ms. Ortiz opened the discussion. Mr. Mathisen requested to table this item so he can work on verbiage for Section 7 for expedited replacements to discuss at the next Routine Revision Meeting.

Agenda Item 9 – Item 1647: Update Verbiage to Section 4.1 – Pole Loading (11/14/17) – Ms. Ortiz opened the discussion on updating the verbiage to Section 4.1 – Pole Loading. This item is on the Consent Calendar to be voted on at tomorrow's Administrative Board Meeting.

Agenda Item 10 – Item 1652: Form 16 Reallocation vs Form 2 JPA (2/21/18) – Ms. Ortiz opened the discussion. Ms. Hernandez stated that this is adding a PCOM and reallocating the space, which right now there is Section 10.7. Form 16 is sent to the JPC office to update record with a tenant instead of a JPA. The members discussed how a Form 16 is only exchanged between the member renting space and their tenant and not sent to the rest of the members on the pole. They discussed whether every member should get a copy to be notified or if they should do a JPA instead. Ms. Hernandez stated that they ran into an issue where they sent a JPA to AT&T to buy a space and in the meantime tenant sends in an application to rent the space and AT&T approves it, but they had a JPA pending for that space and now this affected where they were going to attach. Ms. Hernandez explained that if you add up the usable space and you are not getting any more than you already had, then you are not buying any space. Mr. Williams stated they are only reallocating & rearranging the space.

Ms. Hernandez clarified that with a Form 16 they still need to have pole loading and send a copy out to everybody, but there will be no final. The members agreed that this clarified the difference between when to use a Form 16 vs a Form 2 JPA and that this item could be closed.

Agenda Item 11– Miscellaneous Items –

- Ms. Ortiz opened up with having an Anchor Transfer (AT) on a final without Section 12.12 and whether the JPA could be processed. Mr. Wayne Brown inquired if there is an anchor on record. Ms. Ortiz confirmed. The members discussed that if the AT shows on the JPA and it is approved it can be processed without the Section 12.12. Mr. Williams stated that as long as it is in the body of the JPA it should be processed. Ms. DeBarge inquired whether an AR/ 100 should be returned if there is no Section 12.9? Mr. Williams stated that the main things that should be correct is anything that has to do with what is going on with the pole (why it is being replaced?), or when space is being purchased. The members agreed that as long as this is stated in the body a JPA should not be sent back for missing these sections.
- Mr. Wayne Brown inquired if an owner that represents two companies and one of the companies is attached on the pole, would they be able to bring the other member onto the pole. Mr. Wayne Brown requested clarification from Mr. Carrion on this example, where if NPN owns 25-1, and Edison is saying NG is unauthorized, but since NG is under the same umbrella as NPN they should be able to bring them in. Mr. Carrion stated that their cable may not have had a tag on it and when they did their inspections and they tagged it with an NG tag not knowing that it was attached under the NPN entity. If it is NPN on record then they can simply go back and retag the cable to show the correct utility code.
- Mr. Wayne Brown then inquired about what if they find NPN and NG attached unauthorized. He wanted to confirm that this is an unauthorized attachment for NG. Mr. Carrion confirmed that this was correct.
- Mr. Wayne Brown then stated that they received a couple of JPAs from NG with an NXG Supplement with no original JPA. Mr. Carrion stated that stemmed from a reconciliation project to try and resolve some old JPAs from when they were filing them as NXG. Mr. Carrion stated that he notified the appropriate team to start using the correct utility code and not the old legacy code.
- Mr. Williams stated that they are getting finals that do not match the preliminary Form 2, where there were no changes on a Form 48 or a Form 7 issued or an updated Form 2. What happens is LADWP ends up having to pay for this and then has to do a correction of record to get the money returned. Mr. Williams stated that he would prefer to

just decline paying the Form 2 and send it all back. Ms. Hernandez suggested implementing a draft final. The members did not agree with having to do a draft final. Mr. Parra stated that when he has changes he attaches an updated Form 2 to show what the final will look like to a Form 48 or Form 7. Ms. Ortiz stated that this could be a training issue for the typists. The members discussed that the final should reflect all changes from Form 48s or Form 7s. Mr. Williams stated that now that he has brought this up he will wait to see if the issue gets resolved and the final JPAs reflect what was agreed upon via Form 48 or Form 7. Mr. Williams stated that if there are no changes then he will bring up this concern again. Mr. Wayne Brown stated that Edison will continue to work with LADWP as well to make sure these issues get resolved.

- Mr. Wayne Brown inquired about Section 7.10 customer billing. Edison currently notifies the customer of the joint parties on the pole and that there may be extra billing. The customer is then to reach out to the joint owners to see if there is any billing on their side. Mr. Wayne Brown stated that they are being denied charges of Section 7.10 and being asked to bill the third party. Ms. Carmichael stated that they should replace under Section 7.3. Mr. Wayne Brown stated that there are JPAs where Section 7.10 charges were agreed to. Ms. Carmichael stated that their engineers need to be educated and unless a customer has paid, they must deny that kind of JPA, that this is an issue that must be resolved in the front end of the JPA process. Mr. Williams inquired from Ms. Allen that if a Section 7.10 is on there, unless specified, all the utilities get billed as normal? Ms. Allen agreed that this is correct unless a notation is made. Mr. Williams stated that a Section 7.10 does not always mean they are billing a customer, it just means that at the request of someone else they are replacing the pole. LADWP will notate if there are no charges to the other utilities due to billing the customer. LADWP will place a note for the other utilities letting them know that they are not charging the customer, but that does not mean they cannot charge the customer themselves. Mr. Wayne Brown confirmed that it is understood that all parties do bill for a Section 7.10 and it is only whether they specify if they are billing the customer, and if they are billing the customer they are not billing the other joint parties. Mr. Williams stated LADWP will give the customer the required contact information so they can contact the other joint members that they need to pay. LADWP also provides the customer information to the other joint members so they know who to charge. Mr. Wayne Brown is working to see if they can provide customer information. Mr. Wayne Brown stated that unless they add the disclaimer specifying no charges to the joint members this needs to be faced at the front end. Ms. Carmichael stated that they need to receive payment from third party customers before any work is done and if Edison needs to move

forward, they should work together as a joint partner. Mr. Wayne Brown stated that he will internally work on seeing if they can add customer information on the front end. Mr. Williams stated that only the owners of the pole will see the customer information.

- Mr. Wayne Brown stated that they wanted to change a 75 foot pole with an 80 foot pole and had issues with Sprint stating they required a 90 foot pole to meet GO 95 requirements which then put the work on hold. After going back and forth with Sprint they agreed to an 80' pole but requested to be attached a certain way. Ms. Hernandez stated that communication was an issue here. She continued that their engineers agreed that an 80 foot pole would work if Edison raised their lowest attachment by 1 foot and that they never heard back if Edison agreed to this. Ms. Hernandez agreed that it was on both parties, but that better communication is important to get issues like these resolved. Ms. Hernandez was unsure about the final outcome to this, but she will CC Mr. Wayne Brown so he can know.

Agenda Item 11 - Review of Action items/JPA Alerts –

- Ms. Ortiz to discuss at tomorrow's Administrative Board Meeting the SOP and the example.
- Ms. Ortiz is to bring up at tomorrow's Administrative Board Meeting the Pulling Routine as Example 30.
- Ms. Wayne Brown is to come up with a cost for the JP Form and Timelines.
- Ms. Ortiz is to mention to the members to monitor their inboxes and empty them out so that other members sending JPAs do not get their emails rejected.
- Ms. Ortiz is to work on the revision to adding a member via Form 2.
- Mr. Mathisen is to work Section 7 for expedited replacements.

The Meeting adjourned at 11:48 a.m. until April 17, 2018.

Anali Spencer - Committee Staff

Forms/Subject	Current time frames	Proposed	Comments	Change?	Discussed date
Form 2	45 days You can start construction on 46th day (SCE can't change)	60 days	Member asked for extension and denied Definition of 45 day timeframe:	NO CHANGES NO CHANGES NO CHANGES NO CHANGES	
Timeline for CPUC					
From approved F2 to construction from Initiating member					
From construction complete to send Form 48	30 days			NO CHANGES	
Form 48 (notify member to facilitate transfer)	60 days construction	180 days by AT&T		Yes	1/17/2017
		PENALTY after 180 days with notice (?)		?	1/16/2018
Form 7	45 days billing 15 days	21 days? 30 days?	Leave it to 15 days	NO CHANGES NO CHANGES	
Form 2 Final	not less than 45 and no more than 90 calendar days after sending the completed Form 48.		OK	NO CHANGES	
Failing to PTD (Burbank)		Additional AC for reimbursement	Need to discuss LTD/SOP	Pending	2/20/2018

1.0 PROCEDURE STATEMENT

The purpose of this procedure is to capture the process that all members of the Southern California Joint Pole Committee (SCJPC) will adhere to upon receiving a Form 48 notifying work has been completed.

2.0 ROLES AND RESPONSIBILITIES

2.1 All members of the SCJPC

3.0 PROCEDURE DETAIL

- 3.1 Upon completion of work by the initiating member, the initiating party shall have 60 days to notify all joint owners of work completion via Form 48 (or NJUNS).
- 3.2 Party responsible to Pull Transport and Dispose (PTD) shall have 180 days to remove pole.
 - 3.2.1 All members shall have 45 days to review and/or dispute the Form 48.
 - 3.2.2 Any member required to transfer prior to the pole being removed, must transfer and issue Form 48 to all parties within 60 days.
 - 3.2.3 Member responsible for the PTD must remove pole within 180 days of receiving Form 48 and must issue a Form 48 notifying all joint owners of work completion.

 *Process Ends*

- 3.3 Members failing to adhere to the 180 day process.
 - 3.3.1 Maybe subject to penalties
 - 3.3.2 Penalty to include actual cost for base owner to return to field to remove the buddy pole.
 - 3.3.3 Responsible party to PTD will be responsible for any fines/fees imposed by City or County agencies.

 *Process Ends*

3.4 Exceptions:

- 3.4.1 Priority 1 poles should be removed within 60 days of receiving Form 48.
- 3.4.2 High Fire, high wind poles should be removed within 120 days of receiving Form 48.
- 3.4.3 Penalty: Responsible party shall receive 10 days to remediate once penalty phase is imposed.
- 3.4.4 Form 48 maybe replaced by NJUNS, which case the above procedure detail will remain the same.

 *Process Ends*

DRAFT

Angela Pranata

From: April DeBarge <April.DeBarge@sce.com>
Sent: Monday, May 15, 2017 8:28 AM
To: laptop01@scjpc.net
Cc: Gerald Brown; Jessica Pearson
Subject: RE: adding member to JPA via F7
Attachments: Add member to JPA.XLSX

Here is another sample note we should add to the example. The majority of members added to the JPA are discovered at the signed copy level. I don't have a sample of that yet to share with the members.

	5		
	6		
	7		
U TO ASSUME U3PTD AND TRANSFER COSTS	8		
	9		
U3 UNAUTHORIZED - WILL PAY ALL TRANSFER AND P U COSTS	10		
	11		
	12		

april
Be Safe Always...

From: April DeBarge
Sent: Saturday, May 13, 2017 10:12 AM
To: 'laptop01@scjpc.net' <laptop01@scjpc.net>
Subject: FW: adding member to JPA via F7

Opsie – my laptop email address was incorrect.

april
Be Safe Always...

From: April DeBarge
Sent: Saturday, May 13, 2017 10:10 AM
To: 'laptop@scjpc.net' <laptop@scjpc.net>
Cc: Gerald Brown <Gerald.Brown@sce.com>; Jessica Pearson (Jessica.Pearson@sce.com) <Jessica.Pearson@sce.com>; Angela Pranata (angela@scjpc.net) <angela@scjpc.net>
Subject: adding member to JPA via F7

I haven't had a chance to delve off into the routine handbook verbiage, but thought we might want to take a look at what this would look like. It will be noted and stressed to all members that preliminary research is adequate so that members who are on the pole card are not carelessly overlooked.

Below (attached) is a JPA involving a replacement, but we would want to chat about purchase of interest also. Generally, purchase of interest JPAs don't bill within 45 days, so the same concept of "resent to include U3" could be used. **Jessica** – do you have a section 4 sample of a member being added?

- In the scenario below, it was discovered by U1 at the time of sending the F48 that U3 is now a joint owner; U3 JPA appears to have perhaps billed out of sequence.
- Instead of creating a revision, the 45 days is allotted for U3 and though U3 was not joint owner the date U1 JPA was prepared or originally sent, the rules of 7.13 will apply to that member only, meaning that U1 will assume all of U3's PTD and transfer costs, unless it can be proved the replacement did *not* take place prior to U3 being notified.

FINAL AUTHORIZATION FOR JOINT POLE TRANSACTION

BILL NO. _____

PAGE NO. **1 OF 1** This authorization is in accordance with Joint Pole Agreement and Routine. The undersigned have agreed on joint work as specified herein.

Date Prepared **1/8/2012** Resent to include U3 2/28/17 In Field By Telephone

Date Sent **1/18/2012** Confirming Agreement **1/11/2012** Date Completed _____ No. of Pages **1 OF 1** J.P. Auth. No. **E6059-4041874**

UTILITY	REPRESENTATIVE	DISTRICT-DIVISION-EXCHANGE	APPROVED	TAKING INSTRUCTIONS	ACCOUNTING DATA
U1	R BOULEY	VALENCIA	R BOULEY	VALENCIA	TD567101 700221
U2	S CAMPBELL	VALENCIA	MCDONALD	SANTA CLARITA	732-3P012JP-011
U3					

2	POLE NO.	Pole Break Hooker Ser	Year Set	Pole Class Hooker Descri.	Record			Proposed			Item No.	LOCATION AND NATURE OF WORK If not in accordance with Joint Pole agreement and routine.
					16KV U1	16KV U2	16KV U3	16KV U1	16KV U2	16KV U3		
	1059360E	50	55	FT 4 40-10	24-6 T24	24-1				PTD		E TO REPLACE PER SEC 7.11
	1059360E	55	12	FT H1						48-17 24-6	25-1	JESSIE ST E/S 489' S/O 3RD ST EXTD

U1 TO ASSUME U3 PTD AND TRANSFER COSTS

POLE LEGEND: L - LOWERTOP
P - PULL
PB - PULL BUTT
T - TRANSPORT
S - SALVAGE
C - CARRIER

ANCHOR LEGEND: L - LOWER TOP
C(N) - FOOTAGE OUT
SCZ - SAFETY CLEARANCE ZONE

Show Quantity of Items to be billed in the Column of _____

GEOGRAPHICAL LOCATION
SAN FERNANDO

FORM 46 2/28/2017

PAGE 1 (+)

Pole Number: 1059360E

Location: JESSIE ST E/S 490' S/O 3RD ST EXT

Latitude: - Class:

Longitude: -

Pole Height: 50 Top: 0.0

Year Set: 1955 Treatment: FT

City: SAN FERNANDO Code: -

Repl Pole #:

Removal/Relinquishment:

Member to remove pole or member relinquished:

Company	ANT	Grade & Space	Additional Info
E	-	16K 43-13	
FTR	-	24-6 T24	
HLA	-	24-1	

JPA Number: H735361607

Bill of Sale:

Pole BOS: Pole: 1059360E - 8/58: E BILL GT \$44 PLUS \$1.76 TAX: CNT12218
 9/13: E BILL H \$43; V2 BILL H \$47:

april
 Be Safe Always...

Date Prepared 1/7/2016

This authorization is in accordance with Joint Pole Agreement and Routine. The undersigned have agreed on joint work as specified hereon

COPY

Date Sent 1/24/2016
 2/3/2016

Confirming Agreement _____

In Field By Telephone

Est. Const. Start _____

No. of Pages _____ J.P. Auth.No. _____

U1XXXX-XXXXXXXX R01

UTILITY	REPRESENTATIVE	DISTRICT-DIVISION-EXCHANGE	APPROVED	TAXING INSTRUCTIONS	ACCOUNTING DATA
U1	LARRY BENTON	BLYTHE	SEAN TUCKER	CITY OF VISALIA	1234567
U2	AL WYMER	BLYTHE	STEPHEN PEBLEY	BLYTHE	789JP-1
U3	FELIPE STORY	BLYTHE	JOHN HERNANDEZ	BLYTHE	56789

POLE NO.	Pole Length Anchor Size	Year Set	Pole Trt Class Anchor Direct.	Record			Proposed			Item No.	LOCATION AND NATURE OF WORK If not in accordance with Joint Pole agreement and routine-state reasons.	
				12KV U1	U2	U3	12KV U1	U2	U3			
49301U1	45	54	BT		22	23	C-15	PTD			U1 TO REPLACED SECT 7.11, 13.3	1
							1/3(1)			5C		2
												3
												4
												5
49301U1	45	15	FT				39-10	22-1	23-1		1160' N/O 4TH ST 105' W/O SUNSET WAY	6
			CL4				21-3				LOCATION CHANGE	7
												8
												9
												10
											U1 TO ASSUME ALL PTD/TRANSFER CHARGES FOR U3 IF WORK HAS BEEN COMPLETED PRIOR TO SENDING JPA TO U3	11
												12
												13

POLE LEGEND: L = LOWER TOP (Item 5E)
 P = PULL (Item 5A) C(XX) = FOOTAGE CUT
 PB = PULL BUTT SCZ = SAFETY CLEARANCE ZONE
 T = TRANSPORT (Item 5B)
 S = SALVAGE
 D = DISPOSE (Item 5D)
 TN = TENANT

ANCHOR/ARM LEGEND:
 AR = ANCHOR/ARM REMOVED
 AT = ANCHOR/ARM TRANSFERRED

Show Quantity of Items to be billed in the Column of Party to be Paid.

GEOGRAPHICAL LOCATION

BLYTHE
 COMMUNITY

Date Prepared 1/7/2016

This authorization is in accordance with Joint Pole Agreement and Routine. The undersigned have agreed on joint work as specified hereon

COPY

Date Sent **4/21/2016** / **2/6/2016** Confirming Agreement _____ In Field By Telephone Est. Const. Start _____ No. of Pages _____ J.P. Auth.No. U1XXXX-XXXXXXXX R01

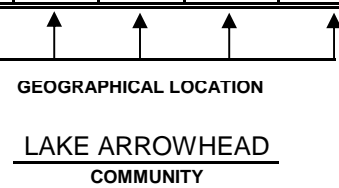
UTILITY	REPRESENTATIVE	DISTRICT-DIVISION-EXCHANGE	APPROVED	TAXING INSTRUCTIONS	ACCOUNTING DATA
U1	LARRY BENTON	ARROWHEAD	SEAN TUCKER	RIMFOREST	1234567
U2	D MEZA	REDLANDS	K TAYLOR	LAKE ARROWHEAD	789JP-1

POLE NO.	Pole Length Anchor Size	Year Set	Pole Trt Class Anchor Direct.	Record			Proposed			Item No.	LOCATION AND NATURE OF WORK If not in accordance with Joint Pole agreement and routine-state reasons.
				12KV U1	U2		12KV U1	U2			
											U1 TO REPLACE SEC 7.11 1
49301U1	50	49	FT	43-14	23-5		C-14	PTD			NPL CEDAR GLEN TRL 560' W/O N/E COR/O CEDAR GLEN 2
			CL2				1/2(1)			5C	3
											4
49301U1	60	14	FT				52-23	23-5			NPL CEDAR GLEN TRL 561' W/O N/E COR/O CEDAR GLEN 5
			H6								6
											U1 TO REPLACE SEC 7.13 7
49302U1	50	49	FT	43-11	26-8		PTD				NPL CEDAR GLEN TR 400' W/O N/E COR/O CEDAR GLEN 8
											9
49302U1	60	14	FT				52-20	26-8			NPL CEDAR GLEN TR 401' W/O N/E COR/O CEDAR GLEN 10
			H4								11
											12
											13

POLE LEGEND: L = LOWER TOP (Item 5E)
 P = PULL (Item 5A) C(XX) = FOOTAGE CUT
 PB = PULL BUTT SCZ = SAFETY CLEARANCE ZONE
 T = TRANSPORT (Item 5B)
 S = SALVAGE
 D = DISPOSE (Item 5D)
 TN = TENANT

ANCHOR/ARM LEGEND:
 AR = ANCHOR/ARM REMOVED
 AT = ANCHOR/ARM TRANSFERRED

Show Quantity of Items to be billed in the Column of Party to be Paid.



FORM 48

MEMORANDUM NOTICE OF JOINT POLE WORK
 IMPORTANT - Note correct Operation and provide details accurately.

FIELD USE: FORM 48 DATE PREPARED: _____ JPA NUMBER: JPA 12345

OFFICE USE: FORM 48 DATE SENT: _____ JPA DATE SENT: _____

JPA 12345	UTILITY CODE		From: _____ Name: _____		Phone number: _____
	UTILITY CODE		To: _____ Name: _____		UTILITY CODE
	UTILITY CODE		To: _____ Name: _____		To: _____ Name: _____
	UTILITY CODE		To: _____ Name: _____		To: _____ Name: _____
	UTILITY CODE		To: _____ Name: _____		To: _____ Name: _____
	UTILITY CODE		To: _____ Name: _____		To: _____ Name: _____
	UTILITY CODE		To: _____ Name: _____		To: _____ Name: _____
	UTILITY CODE		To: _____ Name: _____		To: _____ Name: _____
	UTILITY CODE		To: _____ Name: _____		To: _____ Name: _____
	UTILITY CODE		To: _____ Name: _____		To: _____ Name: _____
	UTILITY CODE		To: _____ Name: _____		To: _____ Name: _____

OPERATION No.

1. Change removal agreement.
2. Add item for hand-dig, **specify nature of conflict in remarks.**
3. Add item for topping a pole, **when not on JPA.**
4. Transfer has been completed.
5. Make your temporary attachments permanent on new pole.
6. Anchor has been installed/replaced; attachments should be made.
7. Our attachments have been removed; pole may be renumbered (**only applies to base owner**).
8. New pole location changed, specify nature of conflict and new location in remarks (**substructure conflict only**).
9. Our transfer has been completed; pole may be pulled (**i.e. MITC poles, alternative to wood poles**).
10. All work completed based on Form 7 dated: _____
11. Work completed **ONLY** on poles listed below.
12. Our work has been completed. **Must list poles below.**
13. Records only-Initiate billing (**purchase/relinquishment**).

POLE LEGEND: P = PULL PB = PULL BUTT T = TRANSPORT S = SALVAGE D = DISPOSE TN = TENANT L = LOWER TOP U(XX) = UTILITY CODE (FOOTAGE CUT) SCZ = SAFETY CLEARANCE ZONE ANCHOR/ARM LEGEND: AR = ANCHOR/ARM REMOVED AT = ANCHOR/ARM TRANSFERRED

J.P. Auth.		Pole No. (Required)	Operation No. (Required)	Only required for changes to JPA				POLE CUT U(XX)	ADD Item #	Remarks/changes
				Utility Code						
Page No.	Line No.			PTD	PB	LTD	HAND DIG			
		12345U1		U1						SOP remains

REMARKS: _____

4.1 Unauthorized Attachment

Each case requiring joint ownership in a pole shall constitute an unauthorized attachment if the Member making such attachment fails to initiate Form 2 Joint Pole Authorization or makes attachment prior to approval of Form 2 Joint Pole Authorization. JPA initiated by a pole owner for the sole purpose of identifying unauthorized attachments will be sent without pole loading. The member found unauthorized is responsible for submitting pole loading. (Routine Rev 02/20/2018).

Formatted: Underline, Font color: Red

Formatted: Underline, Font color: Red

Apply as appropriate **per chart below.**

Excluded from these sections are:

(a) Cases where a joint owner has made attachment on pole at a higher or lower grade than allowed for the space purchased. (This owner must relocate to the proper grade or when allowed, purchase interest in accordance with Section 4.0).

(b) Poles set in current year.

(c) All interset poles where services are originated from clearance attachments thereon. In these cases, purchase of interest shall be required at structural value only, and Member issuing Form 2 Joint Pole Authorization shall specify Routine Section 4.0 for such purchase.

NOTE 1: This section does not apply to anchors.

NOTE 2: Refer also to Sections 5.4, 7.7, and 16.4B

NOTE 3: With agreement from pole owner of record for space where unauthorized attachment exists Section 4.0 may be used.

(Revised January 2011)

18.1-A Preparation of Form 2 Preliminary Joint Pole Authorization

By agreement, any Member may be designated as the constructing Member in joint work.

The Member initiating Form 2 Preliminary Joint Pole Authorization shall specify its Authorization number and all required details of the agreement. The Joint Pole Authorization number shall begin with the current member's code. The Form 2 shall include, but is not limited to:

- (a) Pole Number
- (b) Nature of work
- (c) Applicable Routine Section Number
- (d) Designation of involved Members
- (e) Circuits
- (f) Interest
- (g) Grade
- (h) Space
- (i) Pole/equipment data, including jointly owned arms, anchors, risers, wireless and broadband equipment.
- (j) Other essential record data i.e. tenants, power communication (P.Comm)
- (k) Authorized Costs item number and number of items where required
- (l) Police and/or fire report or case number when applicable and available
- (m) Provide billing information when applicable billing sections are used
- (n) Estimated construction start date
- (o) Date sent
- (p) Date prepared
- (q) Pole Class for wood poles
- (r) Additional notes such as pending JPA numbers or corrections per field conditions
- (s) Pole loading analysis. NOTE: (1) Members cannot dictate pole loading method and format however must meet all GO95 requirements (2) Section 4.1 refer to the section (Routine meeting 01/16/2018).

The Preliminary Form 2 shall be limited to 10 pages.

Where a specific transaction involves special agreement, it shall be designated as such on Joint Pole Authorization. (See Section 1.2)

It is the responsibility of all Members involved in the Joint Pole Authorization to see that data and details of the agreement are correct. The date Joint Pole Authorization is sent shall be used in completing the billing for structural and salvage values; except in replacements, the date poles are set shall apply.


Any deviation shall be by agreement of the Members involved and noted on the Joint Pole Authorization. Section 20 shows Member code letters and abbreviations to facilitate preparation of Joint Pole Authorization.

Where jointly owned poles are to be removed from service, the Joint Pole Authorization must designate which Member is to pull, transport, and dispose/salvage poles as specified in Section 5.0.

To insure correct spotting of poles on record maps, it is essential that locations be accurately recorded (see Section 15.4). It is important, both for map and field reference purposes, to correctly give the City, Town, etc., in which the poles are actually located. (Revised January 2015)



SOP



LTD

FORM 48

MEMORANDUM NOTICE OF JOINT POLE WORK
 IMPORTANT - Note correct Operation and provide details accurately.

FIELD USE: FORM 48 DATE PREPARED: _____ JPA NUMBER: JPA 12345

OFFICE USE: FORM 48 DATE SENT: _____ JPA DATE SENT: _____

JPA 12345	UTILITY CODE		From: _____ Name: _____		Phone number: _____
	UTILITY CODE		To: _____ Name: _____		UTILITY CODE
	UTILITY CODE		To: _____ Name: _____		To: _____ Name: _____
	UTILITY CODE		To: _____ Name: _____		To: _____ Name: _____
	UTILITY CODE		To: _____ Name: _____		To: _____ Name: _____
	UTILITY CODE		To: _____ Name: _____		To: _____ Name: _____
	UTILITY CODE		To: _____ Name: _____		To: _____ Name: _____
	UTILITY CODE		To: _____ Name: _____		To: _____ Name: _____
	UTILITY CODE		To: _____ Name: _____		To: _____ Name: _____
	UTILITY CODE		To: _____ Name: _____		To: _____ Name: _____

OPERATION No.

1. Change removal agreement.
2. Add item for hand-dig, **specify nature of conflict in remarks.**
3. Add item for topping a pole, **when not on JPA.**
4. Transfer has been completed.
5. Make your temporary attachments permanent on new pole.
6. Anchor has been installed/replaced; attachments should be made.
7. Our attachments have been removed; pole may be renumbered (**only applies to base owner**).
8. New pole location changed, specify nature of conflict and new location in remarks (**substructure conflict only**).
9. Our transfer has been completed; pole may be pulled (**i.e. MITC poles, alternative to wood poles**).
10. All work completed based on Form 7 dated: _____
11. Work completed **ONLY** on poles listed below.
12. Our work has been completed. **Must list poles below.**
13. Records only-Initiate billing (**purchase/relinquishment**).

POLE LEGEND: P = PULL PB = PULL BUTT T = TRANSPORT S = SALVAGE D = DISPOSE TN = TENANT L = LOWER TOP U(XX) = UTILITY CODE (FOOTAGE CUT) SCZ = SAFETY CLEARANCE ZONE SOP = SECTION OF POLE
ANCHOR LEGEND: AR = ANCHOR/ARM REMOVED AT = ANCHOR/ARM TRANSFERRED

Only required for changes to JPA

J.P. Auth.		Pole No. (Required)	Operation No. (Required)	Utility Code				POLE CUT U(XX)	ADD Item #	Remarks/changes
				PTD	PB	LTD	HAND DIG			
		12345U1		U1					SOP remains	

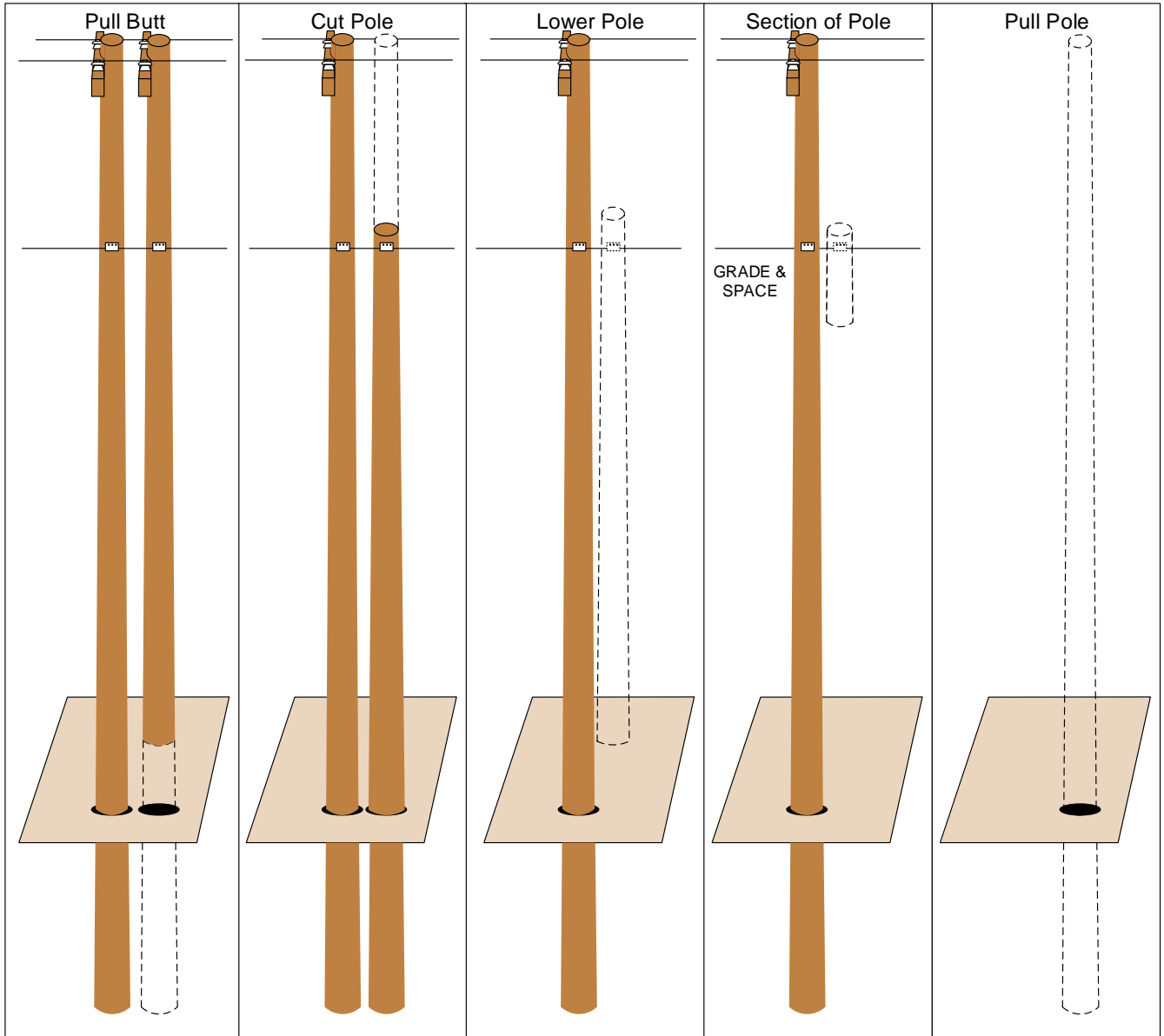
REMARKS: _____

	Anchor Size	Qty	Anchor Direct.	E	FT									
													E TO REPLACE PER SECTION 7.4, 12.3, 12.12, 13.3, 19.4 <i>7.11, 10.8</i>	1
1524794E	55	64	FT CL3		34								ALAMAR AV PP 364' E 510' S/O VERDE VISTA	2
<i>F46</i>													19C SCE, CATV, & COMM RISER; JOINT MEET	3

PTD
~~G-20~~
~~PB~~
SOP
~~LTD~~

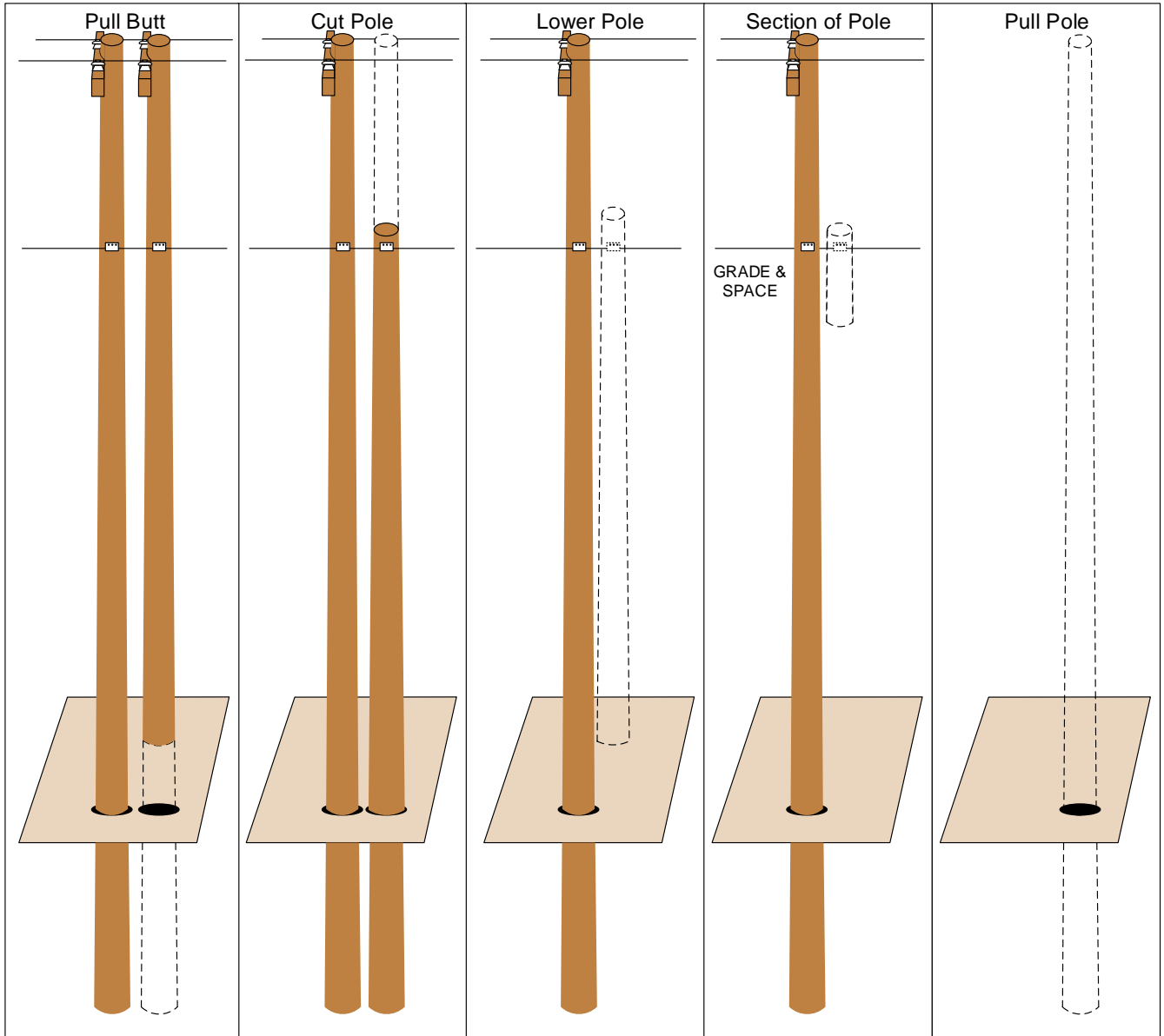
Pulling Routine Diagram

Example 30



Pulling Routine Diagram

Example 30



FORM 48

MEMORANDUM NOTICE OF JOINT POLE WORK
 IMPORTANT - Note correct Operation and provide details accurately.

FIELD USE: FORM 48 DATE PREPARED: _____ JPA NUMBER: JPA 12345

OFFICE USE: FORM 48 DATE SENT: _____ JPA DATE SENT: _____

UTILITY CODE
 From: _____ Name: _____
UTILITY CODE
 To: _____ Name: _____
 To: _____ Name: _____
 To: _____ Name: _____
 To: _____ Name: _____
 To: _____ Name: _____

Phone number: _____
UTILITY CODE
 To: _____ Name: _____
 To: _____ Name: _____
 To: _____ Name: _____
 To: _____ Name: _____
 To: _____ Name: _____

OPERATION No.

1. Change removal agreement.
2. Add item for hand-dig, **specify nature of conflict in remarks.**
3. Add item for topping a pole, **when not on JPA.**
4. Transfer has been completed.
5. Make your temporary attachments permanent on new pole.
6. Anchor has been installed/replaced; attachments should be made.
7. Our attachments have been removed; pole may be renumbered (**only applies to base owner**).
8. New pole location changed, specify nature of conflict and new location in remarks (**substructure conflict only**).
9. Our transfer has been completed; pole may be pulled (**i.e. MITC poles, alternative to wood poles**).
10. All work completed based on Form 7 dated: _____
11. Work completed **ONLY** on poles listed below.
12. Our work has been completed. **Must list poles below.**
13. Records only-Initiate billing (**purchase/relinquishment**).

POLE LEGEND:
 P = PULL
 PB = PULL BUTT
 T = TRANSPORT
 S = SALVAGE
 D = DISPOSE
 TN = TENANT
 L = LOWER TOP
 U(XX) = UTILITY CODE (FOOTAGE CUT)
 SCZ = SAFETY CLEARANCE ZONE
 SOP = SECTION OF POLE
ANCHOR LEGEND:
 AR = ANCHOR/ARM REMOVED
 AT = ANCHOR/ARM TRANSFERRED

J.P. Auth.		Pole No. (Required)	Operation No. (Required)	Only required for changes to JPA					POLE CUT U(XX)	ADD Item #	Remarks/changes
				Utility Code							
Page No.	Line No.		PTD	PB	LTD	SOP	HAND DIG				

REMARKS: _____

Southern California Joint Pole Committee

279 E. Arrow Hwy., Suite 104

San Dimas, CA 91773

Phone (909) 599-3801

April 17, 2018

A meeting of the **Routine Revision Committee** took place on the above date, **at 9:30 a.m. at the Committee office. Those in attendance were:**

Ms. Maria Ortiz	XO Communication
Ms. Lupe Hernandez	Teleport Communications America, LLC
Mr. Wayne Brown	Southern California Edison
Ms. April DeBarge	Southern California Edison
Ms. Valerie Mitwasi	Southern California Edison
Ms. Manijeh Carmichael	AT&T California
Mr. Jeff Williams	City of Los Angeles
Mr. Ronald Schram	City Of Los Angeles
Mr. Johnny Trang	City Of Los Pasadena
Mr. Bret Plaskey	Frontier Communications
Mr. Earle Carrion	Crown Castle NG West Inc./NewPath/CA-CLEC LLC
Ms. Chrys Champlin	Crown Castle NG West Inc./NewPath/CA-CLEC LLC
Ms. Angela Pranata	Committee Staff
Ms. Kathleen Allen	Committee Staff
Ms. Anali Spencer	Committee Staff

Those attending via teleconference were:

Ms. Alicia Smith	Sprint Nextel/Sprint Communications
Ms. Yvonne Johnson	AT&T Mobility
Ms. Kay Black	AT&T California
Ms. Jaclyn Puga	AT&T California
Mr. Josh Mathisen	AT&T California
Ms. Shawn Henderson	T-Mobile USA
Mr. Sven-Axel Knauth	City of Burbank
Ms. Lynn Prescott	Verizon Wireless

Ms. Ortiz called the meeting to order at 9:30 a.m.

Agenda Item 1 – Review of prior month’s minutes - Ms. Ortiz opened the meeting by inquiring if there were any questions or concerns regarding the previous meetings minutes. There were no comments or concerns from any members.

Agenda Item 2 – Interpretation of Routine Handbook – Ms. Ortiz opened the discussion of members not returning signed copies of JPAs using Special Agreement 1.2. Ms. DeBarge is working on compiling a list of JPAs that show which members have not returned a signed copy for Section 1.2. This item is tabled for the next Routine Revision Meeting.

Agenda Item 3 – Item 1597: Review of Routine Handbook Examples (5/19/2015) - Ms. Ortiz reopened the discussion on Review of Routine Handbook Examples. Ms. Pranata reminded the members that they were working on creating an example for the SOP. Ms. Ortiz inquired if they would like to work on an example together or if there were any volunteers. The members decided to work on the example together in the meeting. Ms. Ortiz requested to use an existing Form 2 example and change it to show SOP. Ms. Pranata pulled up a Form 2 example to create Example 31 (see attached). The members changed the example to show a member PTDing and the SOP for the remaining members. Ms. Hernandez inquired if an SOP can be same hole set, Mr. Wayne Brown and Mr. Williams agreed that a same hole set can be a PTD with SOP and showed how this is possible on the Pulling Routine Diagrams (see attached). Ms. Hernandez discussed if they should have a Section 7.11 and Section 7.4 with a 19X, and after discussing the members agreed to make Example 31 a Section 7.11 only. This was decided so when anyone refers to the Example 31 they will not think a Section 7.4 and 19X are required. Ms. Hernandez inquired if they should keep the third utility. Ms. DeBarge stated that she has not yet seen any Form 2's with multiple utilities that require an SOP. Ms. DeBarge inquired if the SOP would be required on the lower communication or for all. Mr. Wayne Brown stated that it is a notification to all the utilities left on the SOP. The members decided to keep Example 31 with multiple utilities and that the SOP should be added to all utilities not just the lowest communication. After adding grade and space and location the members agreed to name Example 31 "*Section of Pole (SOP) Remains*" and worked on the verbiage for this example (see attached). Ms. Ortiz is to present this Example 31 at tomorrow's Administrative Board Meeting.

Mr. Wayne Brown inquired about the government land poles they replace and if SCE is to add Section 8.1 to let members know they are responsible to obtain their easements. Ms. Carmichael stated it will be Section 8.2 instead of Section 8.1. Mr. Wayne Brown stated that for the poles on government land there will be no potential pole replacement, SCE will be informing the government land people of who, the pole owners are, and that they need to check to see if they have easement rights with them. Ms. Ortiz inquired if Mr. Wayne Brown will create an example in which he responded that he will work on one.

Agenda Item 4 - Item 1609: JP Form and Timelines – Ms. Ortiz reopened the discussion on the Joint Pole forms and timelines. Mr. Wayne Brown still needs more time to research fees to add as additional Authorized Costs. The members agreed to table this item for the next Routine Revision Meeting.

Agenda Item 5 - Item 1620: Failure to Complete Pole Removal – Which is in conjunction to Item 1609. Ms. Ortiz inquired if there was any further discussion on this. The members agreed to table this item for the next Routine Revision Meeting.

Agenda Item 6 - Item 1626: Electronic Delivery of Forms – Ms. Ortiz opened this discussion on the electronic delivery of forms. Mr. Plaskey stated that FTR is still getting forms sent to their Camarillo office instead of electronic copies from LADWP. He stated that there is no longer a JPA team at the Camarillo office. Mr. Schram will check with their clerks and asked Mr. Plaskey if they should send everything electronically? Mr. Plaskey confirmed that forms can be sent either electronically or hard copies to their team in Washington. Mr. Williams confirmed from Ms. Pranata that the address for FTR Form 2's was updated on the Member Contact Information spreadsheet. Ms. Ortiz inquired if they should keep this item open for all the members to get used to the electronic delivery forms and the members agreed to this.

Agenda Item 7 - Item 1632: Adding Member to JPA via a Form 2 (4/19/17) – Ms. Ortiz reopened the discussion on adding a member to JPA via Form 2. Ms. Ortiz did not have the opportunity to revise the example and create verbiage and asked the members if they would like to revise the example together. The members agreed to work together on revising Example 12 to add a utility (see attached). Ms. Ortiz stated to add U3 to the header and also to the proposed & record sides, and revise the grade and spaces for the utilities. Mr. Carrion asked if this revision is for adding a member to a JPA after it has been submitted and Ms. Ortiz confirmed. Mr. Carrion then inquired if there is a scenario in which a utility sends back a Form 2 asking the other member to add a utility and approve adding the utility. Ms. Hernandez stated she has received Form 2's that state NG has a pending JPA and to add NG to the header. The members then changed the verbiage in the notes section to include the additional new owner (see attached). Ms. Ortiz is to present revised Example 12 at tomorrow's Administrative Board Meeting.

Agenda Item 8 - Item 1645: Adding Verbiage to Section 7 for Expedited Replacements (9/19/2017) – Ms. Ortiz opened the discussion. Ms. Black forwarded information to Mr. Wayne Brown and Ms. Pranata in regards to the NCJPA verbiage from Mr. Mathisen who had to step away (see attached).

Upon Mr. Mathisen's return he stated to review the section in red from his email for the verbiage. Mr. Wayne Brown stated that SCE is looking for a way to process JPAs in a timely manner without waiting the 45 days, possibly a two week notice, for their Tier 3 poles. He stated that those JPAs will be labeled High Fire, Tier 3. Mr. Williams stated that as of September 1 there cannot be any hazardous situations over six months in Tier 3. Mr. Wayne Brown stated that the North has a language set up and he wanted to see if they wanted to borrow their language or come up with a new language for the expedited JPAs. He stated that SCE still has some poles that have not been identified and they will be doing a Form 7 to identify them as 15 days. Ms. Hernandez inquired if the response within 15 days then the approval vs the regular 45 days is so SCE can get the JPA back and replace the pole within 30 days, and Mr. Wayne Brown agreed. Mr. Mathisen inquired if they should create a Section 7.6C. Mr. Williams stated this should be a separate section, Section 7.11B under regulatory compliance. Ms. Ortiz stated that Section 7.12 is an unused section (see attached). Ms. Pranata inquired if after the 15 days the JPA is automatically approved. Mr. Plaskey inquired if there was any way to notate the Form 2, and Mr. Wayne Brown stated that they are stamping them High Fire, Tier 3 with the date. Mr. Plaskey stated they cannot commit to 15 days because all the members have not committed to electronic delivery. Ms. Hernandez inquired if it would be possible to add the different tiers to the glossary, create a JPA Alert, and bring it up at the Committee instead of creating a new section. She continued with the initiator can then stamp the JPA as Tier 3, and after looking at the glossary they can know it needs to be returned within 15 days. Mr. Plaskey agreed that this could be a standard that all members can train on. After further discussion the members agreed that no new section was required. Mr. Williams stated to add a note to Section 7.11 to refer to Glossary. Mr. Hernandez stated to add H – High Fire Threat Districts with the verbiage discussed (see attached). Mr. Williams and Mr. Mathisen agreed that the different tiers and timelines can change, so instead the G.O. 95 Rule 18 should be noted. Ms. Champlin inquired about if there is a map of the high fire areas. Mr. Williams stated that the CPUC website has a High Fire threat map. Mr. Mathisen sent an email with the link to the High Fire map (see attached). Mr. Williams explained that the map is customizable to show the Tier 2 and Tier 3 areas as well as different boundaries. Ms. Ortiz is to present the verbiage added to the Glossary for the poles in the High Fire Threat districts at tomorrow's Administrative Board Meeting.

Agenda Item 9 – Miscellaneous Items –

- Mr. Wayne Brown opened to the topic of advanced JPAs. He stated that a couple of the areas at SCE would like to do advanced copies and he wanted to make sure he explained correctly how to do them. He wanted to confirm that for an advanced copy they do not put an approval in the approved box, or a set date, then they send it to the other members to discuss. Once the other members agree with everything, they put in

the confirming agreement. He then asked if the turnaround time is still 45 days from return because SCE is looking to expedite the JPA. Mr. Williams stated that if they get a notification from all the members that the JPA is good, they do not wait the 45 days. Ms. Hernandez stated that if the advanced JPA is received via email, they send the JPA to their fielder, the fielder agrees/disagrees within a day or two, they then send it back to the planner to do any changes and then they will email if it is approved. If the Preliminary does not match then they will bring this up via email, but Ms. Hernandez stated that so far they have not had this issue. Ms. Carmichael stated that they do not want advanced JPAs anymore. She continued that this causes the JPAs to be processed twice when SCE can just put the date and approver name, and if they need the JPAs to be expedited to let AT&T California know. Mr. Williams stated that everyone had agreed that this was the way they would do advanced JPAs. Ms. Carmichael stated that things have changed now that everything is being done digitally. The advanced JPAs are causing issues at the AT&T California office. Ms. Carmichael stated that the JPA is all complete except for someone's name in the approved box and the date sent. She would like them to be sent as if they are anew JPA. Mr. Williams confirmed that it should be sent digitally and Ms. Carmichael agreed. Mr. Wayne Brown stated that they cannot add the approval because they need to research internally to make sure poles are not on another JPA. Ms. Nix then stated that for SCE the JPA Desk does not touch an advanced JPA until the JPA is official. Mr. Williams needs to talk to his group internally to see if they can change the process in regards to advanced JPAs. He stated that AT&T California may still get advanced JPAs until they figure things out. Ms. Ortiz is to bring this up at the Administrative Board Meeting for discussion.

- Ms. Hernandez inquired about when writing a JPA where they are only changing the KV, but nothing is changing on the proposed, would they need to type everything on record as well as proposed. Ms. Allen stated that they prefer grade and space on proposed because if it is old grade and space, for example 23', this way it is clear what space is owned. Ms. Hernandez confirmed that this is even if there is no change in grade & space and asked if this was for anchors as well. Ms. Allen stated that this is only just for grade and space, anchors can remain on record. Mr. Williams stated there is no change to anchors unless someone is purchasing.
- Mr. Knauth from City of Burbank stated they are having issues getting pole loading for Unauthorized Attachments from other parties. He wanted to know if it was possible to add an Authorized Cost for the utility that initiates the JPA to provide the pole loading and bill the Unauthorized Member for it. Mr. Wayne Brown stated that SCE does not agree with this. He continued that the group that identifies Unauthorized Attachments does not do pole loading and the onus is on

the Unauthorized Member to provide pole loading. Mr. Knauth stated that he was not suggesting that pole loading be a requirement, he stated it would be easier if they completed the pole loading and then billed the Unauthorized Member for it, instead of waiting for them to provide it. The members discussed adding a new Authorized Cost under Item 14. Ms. Pranata stated that the Authorized Costs will need to be redone for next year and City of Burbank could propose to add a new Item number. Mr. Williams made sure Mr. Knauth knew that this proposal would not be until 2019, and Mr. Knauth agreed that he understood. The members created “*Item # 1653: New AC Item for Failure to submit pole loading by unauthorized member (14(c).*” for the Authorized Costs Meeting.

Agenda Item 10 – Review of Action items/JPA Alerts –

- Ms. Ortiz is to discuss the new example for the SOP at tomorrow’s Administrative Board Meeting.
- Mr. Wayne Brown is to research the additional Authorized Cost for the failure to complete the work on a JPA.
- Ms. Ortiz to discuss Example 12 at tomorrow’s Administrative Board Meeting.
- Ms. Ortiz to discuss the Expedited Replacements due to the High Fire Tiers at tomorrow’s Administrative Board Meeting.
- Mr. Williams is to check internally on how to they can get rid of the advanced JPAs.

The Meeting adjourned at 12:03 p.m. until May 15, 2018.

Anali Spencer - Committee Staff

Forms/Subject	Current time frames	Proposed	Comments	Change?	Discussed date
Form 2	45 days You can start construction on 46th day (SCE can't change)	60 days	Member asked for extension and denied Definition of 45 day timeframe:	NO CHANGES NO CHANGES NO CHANGES NO CHANGES	
Timeline for CPUC From approved F2 to construction from Initiating member From construction complete to send Form 48	30 days			NO CHANGES	
Form 48 (notify member to facilitate transfer)	60 days construction	180 days by AT&T		Yes	1/17/2017
		PENALTY after 180 days with notice (?)		?	1/16/2018
	45 days billing			NO CHANGES	
Form 7	15 days	21 days? 30 days?	Leave it to 15 days	NO CHANGES	
Form 2 Final	not less than 45 and no more than 90 calendar days after sending the completed Form 48.		OK	NO CHANGES	
Failing to PTD (Burbank)		Additional AC for reimbursement	Need to discuss LTD/SOP	Pending	2/20/2018

1.0 PROCEDURE STATEMENT

The purpose of this procedure is to capture the process that all members of the Southern California Joint Pole Committee (SCJPC) will adhere to upon receiving a Form 48 notifying work has been completed.

2.0 ROLES AND RESPONSIBILITIES

2.1 All members of the SCJPC

3.0 PROCEDURE DETAIL

- 3.1 Upon completion of work by the initiating member, the initiating party shall have 60 days to notify all joint owners of work completion via Form 48 (or NJUNS).
- 3.2 Party responsible to Pull Transport and Dispose (PTD) shall have 180 days to remove pole.
 - 3.2.1 All members shall have 45 days to review and/or dispute the Form 48.
 - 3.2.2 Any member required to transfer prior to the pole being removed, must transfer and issue Form 48 to all parties within 60 days.
 - 3.2.3 Member responsible for the PTD must remove pole within 180 days of receiving Form 48 and must issue a Form 48 notifying all joint owners of work completion.

 *Process Ends*

- 3.3 Members failing to adhere to the 180 day process.
 - 3.3.1 Maybe subject to penalties
 - 3.3.2 Penalty to include actual cost for base owner to return to field to remove the buddy pole.
 - 3.3.3 Responsible party to PTD will be responsible for any fines/fees imposed by City or County agencies.

 *Process Ends*

3.4 Exceptions:

- 3.4.1 Priority 1 poles should be removed within 60 days of receiving Form 48.
- 3.4.2 High Fire, high wind poles should be removed within 120 days of receiving Form 48.
- 3.4.3 Penalty: Responsible party shall receive 10 days to remediate once penalty phase is imposed.
- 3.4.4 Form 48 maybe replaced by NJUNS, which case the above procedure detail will remain the same.

 *Process Ends*

DRAFT

Angela Pranata

From: April DeBarge <April.DeBarge@sce.com>
Sent: Monday, May 15, 2017 8:28 AM
To: laptop01@scjpc.net
Cc: Gerald Brown; Jessica Pearson
Subject: RE: adding member to JPA via F7
Attachments: Add member to JPA.XLSX

Here is another sample note we should add to the example. The majority of members added to the JPA are discovered at the signed copy level. I don't have a sample of that yet to share with the members.

	5		
	6		
	7		
U TO ASSUME U3PTD AND TRANSFER COSTS	8		
	9		
U3 UNAUTHORIZED - WILL PAY ALL TRANSFER AND P U COSTS	10		
	11		
	12		

april
Be Safe Always...

From: April DeBarge
Sent: Saturday, May 13, 2017 10:12 AM
To: 'laptop01@scjpc.net' <laptop01@scjpc.net>
Subject: FW: adding member to JPA via F7

Opsie – my laptop email address was incorrect.

april
Be Safe Always...

From: April DeBarge
Sent: Saturday, May 13, 2017 10:10 AM
To: 'laptop@scjpc.net' <laptop@scjpc.net>
Cc: Gerald Brown <Gerald.Brown@sce.com>; Jessica Pearson (Jessica.Pearson@sce.com) <Jessica.Pearson@sce.com>; Angela Pranata (angela@scjpc.net) <angela@scjpc.net>
Subject: adding member to JPA via F7

I haven't had a chance to delve off into the routine handbook verbiage, but thought we might want to take a look at what this would look like. It will be noted and stressed to all members that preliminary research is adequate so that members who are on the pole card are not carelessly overlooked.

Below (attached) is a JPA involving a replacement, but we would want to chat about purchase of interest also. Generally, purchase of interest JPAs don't bill within 45 days, so the same concept of "resent to include U3" could be used. **Jessica** – do you have a section 4 sample of a member being added?

- In the scenario below, it was discovered by U1 at the time of sending the F48 that U3 is now a joint owner; U3 JPA appears to have perhaps billed out of sequence.
- Instead of creating a revision, the 45 days is allotted for U3 and though U3 was not joint owner the date U1 JPA was prepared or originally sent, the rules of 7.13 will apply to that member only, meaning that U1 will assume all of U3's PTD and transfer costs, unless it can be proved the replacement did *not* take place prior to U3 being notified.

FINAL AUTHORIZATION FOR JOINT POLE TRANSACTION

BILL NO. _____

PAGE NO. **1 OF 1** This authorization is in accordance with Joint Pole Agreement and Routine. The undersigned have agreed on joint work as specified herein.

Date Prepared **1/8/2012** Resent to include U3 2/28/17 In Field By Telephone

Date Sent **1/18/2012** Confirming Agreement **1/11/2012** Date Completed _____ No. of Pages **1 OF 1** J.P. Auth. No. **E6059-4041874**

UTILITY	REPRESENTATIVE	DISTRICT-DIVISION-EXCHANGE	APPROVED	TAKING INSTRUCTIONS	ACCOUNTING DATA
U1	R BOULEY	VALENCIA	R BOULEY	VALENCIA	TD567101 700221
U2	S CAMPBELL	VALENCIA	MCDONALD	SANTA CLARITA	732-3P012JP-011
U3					

2	POLE NO.	Pole Break Hooker Ser	Year Set	Record				Proposed			Item No.	LOCATION AND NATURE OF WORK <small>If not in accordance with Joint Pole agreement and routine.</small>	
				Case Hooker Descri.	16KV U1	U2	U3	16KV U1	U2	U3			
	1059360E	50	55	FT 4	43-13	24-6 T24	24-1			PTD		E TO REPLACE PER SEC 7.11	
	1059360E	55	12	FT H1						48-17	24-6	25-1	JESSIE ST E/S 490' S/O 3RD ST EXTD

U1 TO ASSUME U3 PTD AND TRANSFER COSTS

POLE LEGEND: L - LOWERTOP
P - PULL
PB - PULL BUTT
T - TRANSPORT
S - SALVAGE
C - CARRIER

ANCHOR LEGEND: L - LOWER TOP
C (X) - FOOTAGE CUT
SCZ - SAFETY CLEARANCE ZONE

Show Quantity of Items to be billed in the Column of _____

GEOGRAPHICAL LOCATION
SAN FERNANDO

FORM 48 2/28/2017

PAGE 1 (+)

Pole Number: 1059360E

Location: JESSIE ST E/S 490' S/O 3RD ST EXT

Latitude: - Class:

Longitude: -

Pole Height: 50 Top: 0.0

Year Set: 1955 Treatment: FT

City: SAN FERNANDO Code: -

Repl Pole #:

Removal/Relinquishment:

Member to remove pole or member relinquished:

Company	ANT	Grade & Space	Additional Info
E	-	16K 43-13	
FTR	-	24-6 T24	
HLA	-	24-1	

JPA Number: H735361607

Bill of Sale:

Pole BOS: Pole: 1059360E - 8/58: E BILL GT \$44 PLUS \$1.76 TAX: CNT12218
 9/13: E BILL H \$43; V2 BILL H \$47:

april
 Be Safe Always...

RESENT TO INCLUDE U3 2/3/16

AUTHORIZATION FOR JOINT POLE TRANSACTION

J.P. FORM 2-1 Preliminary 1/95

Date Prepared 1/7/2016

This authorization is in accordance with Joint Pole Agreement and Routine. The undersigned have agreed on joint work as specified hereon

COPY

Date Sent 1/24/2016 Confirming Agreement 2/3/2016 In Field By Telephone Est. Const. Start _____ No. of Pages _____ J.P. Auth.No. U1XXXX-XXXXXXXX R01

UTILITY	REPRESENTATIVE	DISTRICT-DIVISION-EXCHANGE	APPROVED	TAXING INSTRUCTIONS	ACCOUNTING DATA
U1	LARRY BENTON	BLYTHE	SEAN TUCKER	CITY OF VISALIA	1234567
U2	AL WYMER	BLYTHE	STEPHEN PEBLEY	BLYTHE	789JP-1
U3	FELIPE STORY	BLYTHE	JOHN HERNANDEZ	BLYTHE	56789

POLE NO.	Pole Length Anchor Size	Year Set	Record				Proposed				Item No.	LOCATION AND NATURE OF WORK If not in accordance with Joint Pole agreement and routine-state reasons.	
			12KV				12KV						
			U1	U2	U3		U1	U2	U3				
												U1 TO REPLACED SECT 7.11, 13.3	1
49301U1	45	54	BT	22	23	C-15	PTD					2500 E 275' S N/W COR/O SEC 2 T9S R21E	2
						1/3(1)				5C			3
													4
													5
49301U1	45	15	FT			39-10	22-1	23-1				1160' N/O 4TH ST 105' W/O SUNSET WAY	6
			CL4			21-3						LOCATION CHANGE	7
													8
													9
													10
												U1 TO ASSUME ALL PTD/TRANSFER CHARGES FOR U3 IF WORK HAS BEEN COMPLETED PRIOR TO SENDING JPA TO U3	11
													12
													13

POLE LEGEND: L = LOWER TOP (Item 5E)
 P = PULL (Item 5A) C(XX) = FOOTAGE CUT
 PB = PULL BUTT SCZ = SAFETY CLEARANCE ZONE
 T = TRANSPORT (Item 5B)
 S = SALVAGE
 D = DISPOSE (Item 5D)
 TN = TENANT

ANCHOR/ARM LEGEND:
 AR = ANCHOR/ARM REMOVED
 AT = ANCHOR/ARM TRANSFERRED

Show Quantity of Items to be billed in the Column of Party to be Paid.

GEOGRAPHICAL LOCATION

BLYTHE
COMMUNITY

VP/J.P.-03

Rev. Jul 2013

Date Prepared 1/7/2016

This authorization is in accordance with Joint Pole Agreement and Routine. The undersigned have agreed on joint work as specified hereon

COPY

Date Sent **4/21/2016** / **2/6/2016** Confirming Agreement _____ In Field By Telephone Est. Const. Start _____ No. of Pages _____ J.P. Auth.No. U1XXXX-XXXXXXXX R01

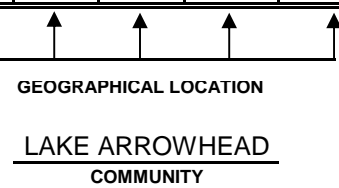
UTILITY	REPRESENTATIVE	DISTRICT-DIVISION-EXCHANGE	APPROVED	TAXING INSTRUCTIONS	ACCOUNTING DATA
U1	LARRY BENTON	ARROWHEAD	SEAN TUCKER	RIMFOREST	1234567
U2	D MEZA	REDLANDS	K TAYLOR	LAKE ARROWHEAD	789JP-1

POLE NO.	Pole Length Anchor Size	Year Set	Pole Trt Class Anchor Direct.	Record			Proposed			Item No.	LOCATION AND NATURE OF WORK If not in accordance with Joint Pole agreement and routine-state reasons.
				12KV U1	U2		12KV U1	U2			
49301U1	50	49	FT	43-14	23-5		C-14	PTD			U1 TO REPLACE SEC 7.11 1
			CL2				1/2(1)			5C	NPL CEDAR GLEN TRL 560' W/O N/E COR/O CEDAR GLEN 2
											3
											4
49301U1	60	14	FT				52-23	23-5			NPL CEDAR GLEN TRL 561' W/O N/E COR/O CEDAR GLEN 5
			H6								6
											U1 TO REPLACE SEC 7.13 7
49302U1	50	49	FT	43-11	26-8		PTD				NPL CEDAR GLEN TR 400' W/O N/E COR/O CEDAR GLEN 8
											9
49302U1	60	14	FT				52-20	26-8			NPL CEDAR GLEN TR 401' W/O N/E COR/O CEDAR GLEN 10
			H4								11
											12
											13

POLE LEGEND: L = LOWER TOP (Item 5E)
 P = PULL (Item 5A) C(XX) = FOOTAGE CUT
 PB = PULL BUTT SCZ = SAFETY CLEARANCE ZONE
 T = TRANSPORT (Item 5B)
 S = SALVAGE
 D = DISPOSE (Item 5D)
 TN = TENANT

ANCHOR/ARM LEGEND:
 AR = ANCHOR/ARM REMOVED
 AT = ANCHOR/ARM TRANSFERRED

Show Quantity of Items to be billed in the Column of Party to be Paid.



FORM 48

MEMORANDUM NOTICE OF JOINT POLE WORK
 IMPORTANT - Note correct Operation and provide details accurately.

FIELD USE: FORM 48 DATE PREPARED: _____ JPA NUMBER: JPA 12345

OFFICE USE: FORM 48 DATE SENT: _____ JPA DATE SENT: _____

UTILITY CODE
 From: _____ Name: _____
UTILITY CODE
 To: _____ Name: _____
 To: _____ Name: _____
 To: _____ Name: _____
 To: _____ Name: _____
 To: _____ Name: _____

Phone number: _____
UTILITY CODE
 To: _____ Name: _____
 To: _____ Name: _____
 To: _____ Name: _____
 To: _____ Name: _____
 To: _____ Name: _____

JPA 12345

OPERATION No.

1. Change removal agreement.
2. Add item for hand-dig, **specify nature of conflict in remarks.**
3. Add item for topping a pole, **when not on JPA.**
4. Transfer has been completed.
5. Make your temporary attachments permanent on new pole.
6. Anchor has been installed/replaced; attachments should be made.
7. Our attachments have been removed; pole may be renumbered (**only applies to base owner**).
8. New pole location changed, specify nature of conflict and new location in remarks (**substructure conflict only**).
9. Our transfer has been completed; pole may be pulled (**i.e. MITC poles, alternative to wood poles**).
10. All work completed based on Form 7 dated: _____
11. Work completed **ONLY** on poles listed below.
12. Our work has been completed. **Must list poles below.**
13. Records only-Initiate billing (**purchase/relinquishment**).

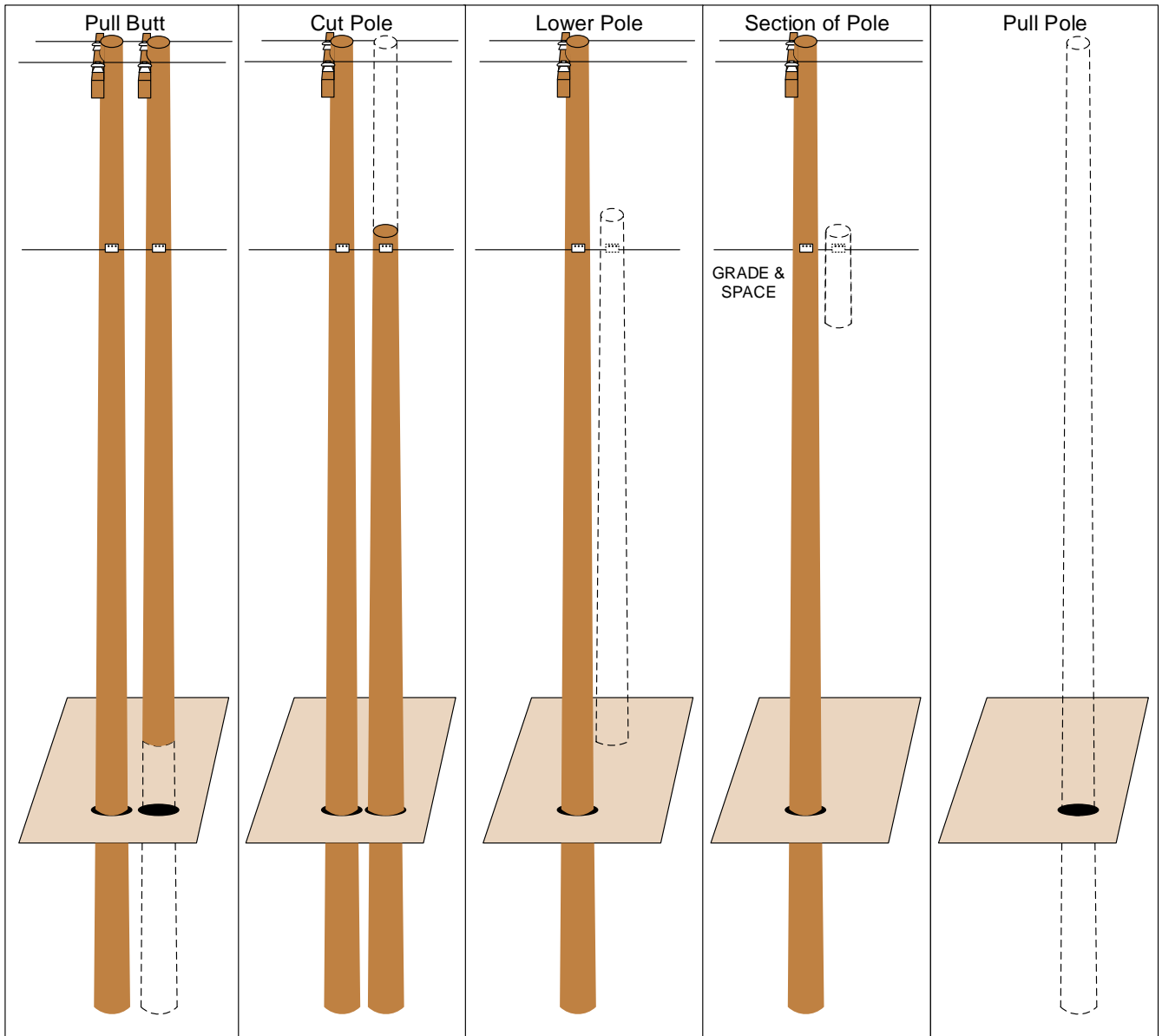
POLE LEGEND: L = LOWER TOP
 P = PULL U(XX) = UTILITY CODE (FOOTAGE CUT)
 PB = PULL BUTT SCZ = SAFETY CLEARANCE ZONE
 T = TRANSPORT SOP = SECTION OF POLE
 S = SALVAGE **ANCHOR LEGEND:**
 D = DISPOSE AR = ANCHOR/ARM REMOVED
 TN = TENANT AT = ANCHOR/ARM TRANSFERRED

J.P. Auth.		Pole No. (Required)	Operation No. (Required)	Only required for changes to JPA					POLE CUT U(XX)	ADD Item #	Remarks/changes
				Utility Code							
Page No.	Line No.		PTD	PB	LTD	SOP	HAND DIG				

REMARKS: _____

Pulling Routine Diagram

Example 30



AUTHORIZATION FOR JOINT POLE TRANSACTION

Date Prepared 4/16/2018

This authorization is in accordance with Joint Pole Agreement and Routine. The undersigned have agreed on joint work as specified hereon.

Date Sent 4/16/2018

Confirming Agreement _____

In Field

By Telephone

Est. Const. Start 5/16/2018

No. of Pages _____

J.P. Auth.No. U3-34578

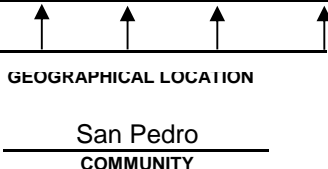
UTILITY	REPRESENTATIVE	DISTRICT-DIVISION-EXCHANGE	APPROVED	TAXING INSTRUCTIONS	ACCOUNTING DATA
U1	JONES	LOS ANGELES	JONES	LOS ANGELES	55773034
U2	JOHNSON	LOS ANGELES	JOHNSON	LOS ANGELES	A4035
U3	WHITE	LOS ANGELES	WHITE	LOS ANGELES	LA062-016

POLE NO.	Pole Length Anchor Size	Year Set	Record				Proposed				Item No.	LOCATION AND NATURE OF WORK <small>If not in accordance with Joint Pole agreement and routine-state reasons.</small>	
			Pole Trt		L	U2	U3	L	U2	U3			
			Class	Anchor Direct.									
													2
													1
													2
3053-U1	45	72	FT	39-9	24-1	23-5		PTD	SOP	SOP			3
													4
													5
													6
30568-U1	45		FT 2					39-9	24-1	23-5			7
													8
													9
													10
													11
													12
													13

POLE LEGEND: L = LOWER TOP (Item 5E)
 P = PULL (Item 5A) C(XX) = FOOTAGE CUT
 PB = PULL BUTT SCZ = SAFETY CLEARANCE ZONE
 T = TRANSPORT (Item 5B)
 S = SALVAGE
 D = DISPOSE (Item 5D)
 TN = TENANT

ANCHOR/ARM LEGEND:
 AR = ANCHOR/ARM REMOVED
 AT = ANCHOR/ARM TRANSFERRED

Show Quantity of items to be billed in the Column of Party to be Paid.



**PRELIMINARY JOINT POLE AUTHORIZATION
SECTION OF POLE (SOP) REMAINS
EXAMPLE 31**

This transaction is a pole replacement where an SOP remains.

- (1) Indicate SOP for each utility.
- (2) Indicate proper section of routine to reflect work being done.
- (3) Replacement poles must be G.O.95, Rule 94 compliant.

(04/17/2018)

PRELIMINARY JOINT POLE AUTHORIZATION - REVISED

EXAMPLE 12

(Revised Example 5)

- (1) Use the same JPA number as the original JPA adding a suffix of **REV**, **R01**, or **R1** which indicates it is a Revised JPA.
- (2) Date Prepared and Date Sent are current dates. (The 45-day timeframe starts over) Cannot use the dates shown on the original JPA.
- (3) The change(s) to the JPA are shown in the body of the JPA.
- (4) Per Section 18.1-C(B) a Revised JPA to be used for the following:
 - Add owner(s)
 - Add pole(s)
 - Change from wood to alternative pole type (i.e. CF, LWS)

NOTE: THE EXAMPLE WAS CHANGED FROM RELINQUISHED SEC 5.1A & 5.1B TO REPLACE POLE SEC 7.11 WITH ADDITIONAL NEW POLE AND NEW OWNER.

Anali Spencer

From: Angela Pranata <angela@scjpc.net>
Sent: Friday, April 27, 2018 1:29 PM
To: Anali Spencer
Subject: EMAIL 2 FW: Urgent Pole replacement language from NCJPA

From: BLACK, KAY R [<mailto:kb6314@att.com>]
Sent: Tuesday, April 17, 2018 10:14 AM
To: Gerald.Brown@sce.com; laptop01@scjpc.net
Cc: MATHISEN, JOSHUA A <jm6347@att.com>
Subject: FW: Urgent Pole replacement language from NCJPA

Kay Black

C & E West, Joint Pole Staff Support
2125 Occidental Road
Santa Rosa, CA 95403
707-575-2180



From: MATHISEN, JOSHUA A
Sent: Tuesday, April 17, 2018 9:07 AM
To: 'Maria Ortiz' <Maria.Ortiz@cableeng.com>
Cc: CARMICHAEL, MANIJEH M <mn2861@att.com>; BLACK, KAY R <kb6314@att.com>
Subject: FW: Urgent Pole replacement language from NCJPA

Maria,

I am not sure if you have your computer open. This is an e-mail that i sent to Wayne in January. It has the NCJPA language for pole replacements that are urgent, but not emergent. It provides a 2-week response time.

Josh Mathisen

Senior-Tech Project Management
ATO-Construction & Engineering-West, Staff Support

AT&T West

3707 Kings Way, C33-A, Sacramento, CA 95821
m 916.521.5105 | o 916.972.3711 | jm6347@att.com

MOBILIZING YOUR WORLD

This e-mail and any files transmitted with it are the property of AT&T, Inc. and/or its affiliates, are confidential, and are intended solely for the use of the individual or entity to whom this e-mail is addressed. If you are not one of the named recipients or otherwise have reason to believe that you have received this message in error, please notify the

sender at **916.972.3711** and delete this message immediately from your computer. Any other use, retention, dissemination, forwarding, printing or copying of this e-mail is strictly prohibited.

From: MATHISEN, JOSHUA A
Sent: Thursday, January 25, 2018 10:02 AM
To: 'Gerald Brown' <Gerald.Brown@sce.com>
Subject: Urgent Pole replacement language from NCJPA

Wayne,

Per our conversation, I expect that we are going to need to identify an expedited process for pole replacements in the Tier 3 fire map areas. Below, I've put the NCJPA language on urgent pole replacements, and made the text red that is related to two week response times.

7.6 Replacement of Pole Due to Damage Caused by Any Person, Firm or Corporation Which is not a Party to the Joint Pole Agreement Including Natural Causes ^{r11-1}

The Member replacing pole shall sell interest to each Member concerned. Each Member shall receive salvage on maximum value recoverable and shall pay pulling, transportation, and disposal. Each Member shall transfer its facilities and shall bill party responsible for the damage for its share of the net cost of replacement.

- A. Emergency pole replacement is where the pole must be replaced immediately. The joint owner(s) must be notified by telephone of emergency installations within 24 hours by setting Member.

Refer to www.ncjpa.org for the entire Membership's 24 hour emergency phone number list. Telephone notification should be confirmed by Form 2 showing, if known:

- (a) Time and date of accident or event or note as unknown (if applicable)
- (b) Time and date joint owner notified
- (c) Name *and phone number* of person notified
- (d) Police Report Number, if applicable
- (e) Internal Claims Number, contact name or department and telephone number, if applicable

- B. Urgent Pole Replacement is where the need to replace a pole is not immediate but must be performed before the prescribed approval time period shown in Section 18.1(d), notification rules of Section 7.6A still apply, however the rules of Section 7.11 will be followed to determine 'proposed' purchase in new pole and pole shall be replaced under Section 7.6B.**

Regards,

Josh Mathisen

Senior-Tech Project Management
ATO-Construction & Engineering-West, Staff Support

AT&T West

3707 Kings Way, C33-A, Sacramento, CA 95821
m 916.521.5105 | o 916.972.3711 | jm6347@att.com

MOBILIZING YOUR WORLD

This e-mail and any files transmitted with it are the property of AT&T, Inc. and/or its affiliates, are confidential, and are intended solely for the use of the individual or entity to whom this e-mail is addressed. If you are not one of the named recipients or otherwise have reason to believe that you have received this message in error, please notify the sender at **916.972.3711** and delete this message immediately from your computer. Any other use, retention, dissemination, forwarding, printing or copying of this e-mail is strictly prohibited.

Item 1645: From Josh / from NCJPA - 4/17/2018

Proposed to add to GLOSSARY: Poles in the High Fire Threat Districts

Different tiers

Urgent Pole Replacement is where the need to replace a pole is not immediate but must be performed before the prescribed approval time period shown in Section 18.1(d), the other utilities shall respond within 15 days, however the rules of Section 7.11 will be followed to determine 'proposed' purchase in new pole and pole shall be replaced under Section 7.11.

GLOSSARY

H. Pole Definitions

(last bullet)

- High Fire Threat Districts
Urgent pole replacement is where the need to replace a pole is not immediate but must be performed before the prescribed approval time period shown in Section 18.1(d), the other utilities shall respond within 15 days, however the rules

of Section 7.11 will be followed to determine 'proposed' purchase in new pole and pole shall be replaced under Section 7.11. Note: See G.O. 95 Rule 18. (04/17/2018).

Note: See General Orders 95 (G.O. 95) Rule 22.1 for more pole definition

Anali Spencer

Subject: FW: USE THIS FW: EMAIL 1 FW: Compliance question about CPUC decision

From: MATHISEN, JOSHUA A [<mailto:jm6347@att.com>]

Sent: Tuesday, March 20, 2018 12:19 PM

To: angela@scjpc.net

Cc: 'Jeffery Williams' <Jeffery.Williams@ladwp.com>; Lupe.Hernandez@cableeng.com; CARMICHAEL, MANIJEH M <mn2861@att.com>

Subject: Compliance question about CPUC decision

The December 14, 2017 decision ([D.17-12-024](#))

<http://docs.cpuc.ca.gov/SearchRes.aspx?DocFormat=ALL&DocID=200976667> by the CPUC in the fire safety rulemaking ([R.15-05-006](#)) <https://apps.cpuc.ca.gov/apex/f?p=401:56:0::NO:RP,57,RIR:P5> PROCEEDING SELECT:R1505006 requires that level 2 GO95 nonconformances that increase fire risk in Tier 2 of the new [Fire Map](#) <http://cpuc.firemap2.sig-gis.com/> must be repaired within 12 months by 6/1/2019 and within 6 months in Tier 3 by 9/1/2018.

Josh Mathisen

Senior-Tech Project Management

ATO-Construction & Engineering-West, Staff Support

AT&T West

3707 Kings Way, C33-A, Sacramento, CA 95821

m 916.521.5105 | o 916.972.3711 | jm6347@att.com

MOBILIZING YOUR WORLD

This e-mail and any files transmitted with it are the property of AT&T, Inc. and/or its affiliates, are confidential, and are intended solely for the use of the individual or entity to whom this e-mail is addressed. If you are not one of the named recipients or otherwise have reason to believe that you have received this message in error, please notify the sender at **916.972.3711** and delete this message immediately from your computer. Any other use, retention, dissemination, forwarding, printing or copying of this e-mail is strictly prohibited.

Southern California Joint Pole Committee

279 E. Arrow Hwy., Suite 104

San Dimas, CA 91773

Phone (909) 599-3801

May 15, 2018

A meeting of the **Routine Revision Committee** took place on the above date, **at 9:01 a.m. at the Committee office. Those in attendance were:**

Ms. Maria Ortiz	XO Communication
Ms. Lupe Hernandez	Teleport Communications America, LLC
Mr. Wayne Brown	Southern California Edison
Ms. Jessica Nix	Southern California Edison
Ms. Valerie Mitwasi	Southern California Edison
Ms. Manijeh Carmichael	AT&T California
Mr. Jeff Williams	City of Los Angeles
Mr. Ronald Schram	City Of Los Angeles
Mr. Johnny Trang	City Of Los Pasadena
Mr. Bret Plaskey	Frontier Communications
Mr. Earle Carrion	Crown Castle NG West Inc./NewPath/CA-CLEC LLC
Ms. Chrys Champlin	Crown Castle NG West Inc./NewPath/CA-CLEC LLC
Ms. Wendy Mueller	Extenet
Ms. Angela Pranata	Committee Staff
Ms. Kathleen Allen	Committee Staff
Ms. Anali Spencer	Committee Staff

Those attending via teleconference were:

Ms. Alicia Smith	Sprint Nextel/Sprint Communications
Ms. Yvonne Johnson	AT&T Mobility
Ms. Shawn Henderson	T-Mobile USA
Ms. Lynn Prescott	Verizon Wireless
Ms. Samantha Carrillo	Time Warner Cable
Ms. Linda Mc Lean	Extenet

Ms. Ortiz called the meeting to order at 9:01 a.m.

Agenda Item 1 – Review of prior month’s minutes - Ms. Ortiz opened the meeting by inquiring if there were any questions or concerns regarding the previous meetings minutes. There were no comments or concerns from any members.

Agenda Item 2 – Interpretation of Routine Handbook – Ms. Ortiz opened the discussion of members not returning signed copies of JPAs that have

a Special Agreement, Section 1.2. This item is tabled for the next Routine Revision Meeting for Ms. DeBarge.

Agenda Item 3 – Item 1597: Review of Routine Handbook Examples (5/19/2015) - Ms. Ortiz reopened the discussion on Review of Routine Handbook Examples.

Ms. Ortiz reminded the members that Example 31 is on the Consent Calendar for tomorrow's Administrative Board Meeting.

Ms. Ortiz then inquired about the example for Section 8.2 from Mr. Brown. Mr. Brown was unable to work on this example and requested to table this for the next Routine Revision meeting.

Ms. Ortiz inquired if anyone else had any examples to present for review. Ms. Nix inquired about Example 12 which was on the Consent Calendar for tomorrow's Administrative Board Meeting. Example 12 is in conjunction with Item 1632 (see *Agenda Item 7 – Item 1632: Adding Member to JPA via a Form 2 (4/19/17)* for discussion.

Ms. Nix inquired about the Glossary which was on the Consent Calendar for tomorrow's Administrative Board Meeting. The Revised Glossary is in conjunction with Item 1645 (see *Agenda Item 8 – Item 1645: Adding Verbiage to Section 7 for Expedited Replacements (9/19/17)* for discussion.

Agenda Item 4 - Item 1609: JP Form and Timelines – Ms. Ortiz reopened the discussion on the Joint Pole forms and timelines. Mr. Brown still needs more time to research fees to add as additional Authorized Costs. The members agreed to table this item for the next Routine Revision Meeting.

Agenda Item 5 - Item 1620: Failure to Complete Pole Removal – Which is in conjunction to Item 1609. Ms. Ortiz inquired if there was any further discussion on this. The members agreed to table this item for the next Routine Revision Meeting.

Agenda Item 6 - Item 1626: Electronic Delivery of Forms – Ms. Ortiz opened this discussion on the electronic delivery of forms. Ms. Ortiz inquired if anyone had anything to report or discuss. Mr. Williams stated they will be sending more JPAs electronically. The members agreed to keep this item open.

Ms. Carmichael opened up the topic of having a naming convention for the electronic delivery of forms during the Miscellaneous discussion of the Computer Meeting and it was agreed that this was in conjunction with Item 1626 of Routine Revision. Ms. Carmichael asked Ms. Pranata if she received Ms. Black's email request to discuss this, and Ms. Pranata stated Ms. Black requested to add this to the Administrative Board's Discussion Calendar. Ms. Carmichael stated that Edison is leaving the first four digits off of their JPA number and sending them with only the last 9 digits. Ms. Carmichael added she does not know what the document is until she opens it, she then cannot copy the JPA number directly, she needs to first open it and rename it to save the JPA. Mr. Brown stated that the 9 digits is the notification number which is how SCE searches for JPAs in

their internal system. Ms. Carmichael stated that at AT&T California they search by the entire number and Mr. Williams stated that at LADWP they search that way as well. Mr. Williams stated that he believed it was a good idea to do a naming convention for the subject line on emails when exchanging JPAs electronically. Ms. Mueller stated that PG&E has a naming convention. Ms. Pranata inquired if she would like to share this. Ms. Mueller emailed Ms. Pranata a sample of what they decided as their naming convention (see attached). The members reviewed the naming convention format that Ms. Mueller sent. The members then worked on an Email Naming Convention which they created various examples of naming forms when sending them electronically (see attached). Ms. Carmichael then suggested that each member provide their size limitations of what can be attached and sent electronically. Ms. Carmichael requested that there be one JPA per email and that all the owners be on the same email. The members agreed that this will be discussed as well at tomorrow's Administrative Board Meeting.

Agenda Item 7 - Item 1632: Adding Member to JPA via a Form 2 (4/19/17) – Ms. Ortiz reopened the discussion on adding a member to JPA via Form 2. Ms. Nix inquired about number two on Example 12 and the 45 day review. Mr. Brown's concern about adding another member to a Form 2 is that the clock will start over giving all parties on the JPA a new 45 day timeframe. Mr. Brown stated he thought they would use a Form 7 so that the timeframe is 15 days. Ms. Hernandez stated that they had agreed that Edison could send a Form 7 attached to the marked up JPA and a revised JPA with the new Date Sent and the new owner would also be listed. Mr. Williams stated a Form 7 is not required and the members agreed. Ms. Ortiz requested to confirm that when changing from wood to alternative poles, this did not require a new JPA as noted in Example 12. Mr. Williams confirmed this could be done on a Form 7 and the members agreed to delete the bullet on Example 12 at tomorrow's Administrative Board meeting. Mr. Carrion inquired about what example they were using to add a member. Ms. Pranata stated the example being used for Example 12 is a Revised Example 5. Ms. Nix inquired about adding verbiage regarding the members who have already had 45 days to review the JPA and have approved it, yet have changes within the second 45 days they have to review the JPA. Ms. Hernandez stated that many times this is because there is a pending JPA for a pole and not all of the members are aware of it. Mr. Williams stated that is why he believes everyone should have Varasset so all the members could see that there are pending JPAs. Ms. Nix inquired as to the members with the pending JPAs, if member's final billed their JPAs in a timely manner, they would be an owner of record and therefore would cause less confusion. Ms. Nix added, why members who do not final bill their JPAs in a timely manner would get another 45 days to review other JPAs where they have to be added as pending owners. Ms. Hernandez stated that they do not final bill until they get the notice that work has been done. Mr. Brown stated that for foreign JPA's, the initiating member creates a JPA to attach to a pole, then they go out to perform the loading and do not see the other pending member attached at that time, so they do not

add them to their JPA, only to find out there is a pending JPA when they submit it to the pole owner. Mr. Brown stated they should not have to add the other member based on a future attachment. Mr. Williams stated that the process is that if there is a pending JPA they have to treat that as record. Ms. Carmichael inquired about how these JPAs are to final bill, if they are waiting on the other members pending JPA to final bill. Mr. Williams stated that if the other member's JPA final bills before yours, then a revised JPA is required starting the process all over again. Ms. Hernandez stated that when they receive emails about pending JPAs that affect other members JPAs they are trying to final bill, they respond right away. Mr. Brown then inquired about what if the time limit of 18 months has elapsed, and the members agreed then that all members are at fault. Ms. Hernandez brought up the Miscellaneous topic of another member attaching to space which is on a pending JPA (see *Miscellaneous Issues*) for discussion.

Agenda Item 8 – Item 1645: Adding Verbiage to Section 7 for Expedited Replacements (9/19/2017) – Ms. Ortiz opened the discussion which is on the Consent Calendar for tomorrow's Administrative Board Meeting. Mr. Brown inquired about how Form 7s would work with an expedited replacement JPA, since those JPAs have a 15 day turn around review period. Mr. Brown wanted to discuss a way to expedite the Form 7. Mr. Brown stated that if they have a Form 7 issue to communicate with each other to be able to keep close to the timeframe. Mr. Plaskey stated that they cannot commit to anything shorter than 15 days. Mr. Brown stated that if they get a Form 7 it should have the proper contact information, and if the Form 7 does not have the proper information they should be able to move forward. Mr. Plaskey stated that they have a new contact list to forward to Ms. Pranata. Mr. Williams then inquired about how many poles Edison has in the High Fire District. Mr. Brown did not have these numbers readily available. Mr. Brown did inform the members that they have already sent some high fire JPAs without a High Fire stamp and that they will be sending Form 7s to inform the members that they are High Fire related. Ms. Hernandez stated that they could vote on the verbiage tomorrow and the members agreed to no changes to the Revised Glossary. Mr. Williams stated that if this gets approved at tomorrow's Administrative Board Meeting, they can create a "*JPA Alert*" telling the members that this is in regards to JPAs in the High Fire District that need to be processed within 15 days to meet CPUC regulatory compliance. Mr. Plaskey confirmed that they will be stamped High Fire and Mr. Williams stated they would mention this at tomorrow's Administrative Board Meeting.

Agenda Item 9 – Miscellaneous Items –

- Ms. Hernandez brought up the topic of another member attaching to space which is on a pending JPA. She gave the example of how they have initiated a JPA and they are waiting the 45 days, and then someone else comes in and attaches in the space requested without a pending JPA or they did not wait the 45 days. Ms. Hernandez inquired

- if they could put a place marker on the pole stating this space will be for utility x? The members agreed that the space is not owned until it is final billed and a place marker cannot be added because it would be considered reserving space. Mr. Williams stated that if the JPA is final billed then the space is owned whether they attach or not. Ms. Mueller inquired if this negates the necessity for a Form 48. Mr. Williams stated that when they do attach they can do a Form 48 to inform the other members of the attachment. Ms. Hernandez stated that this would only be for purchasing not for replacing a pole. Mr. Williams stated that when they do pole loading they only take into account what is on the pole at the time and not what is on a pending JPA or any future attachments. Mr. Brown was concerned about how cable TV companies are attaching themselves up everywhere. Mr. Williams stated that they do post inspections and if they find someone is not at the proper grade they inform them to move. Mr. Williams stated that if they do not move they are considered unauthorized. The members then discussed how live streaming either under SPANS, NJUNS, or Varasset would help with tracking everything. Ms. Hernandez then confirmed that the place marker idea was not something that the members could agree upon. Mr. Williams stated that they are looking into other means (NJUNS, Varasset, etc.) to eliminate the problem. Ms. Hernandez stated that they should discuss more final billing only purchases and should the pole be replaced they need to send pole loading on the new pole. Ms. Mueller stated that many cities are pushing for Rule 20 (undergrounding). Mr. Williams stated there are cities without municipalities and that City of Los Angeles does not fall under Rule 20A. Mr. Plaskey stated that for communications it is Rule 40. Mr. Williams suggested that this should be brought up at tomorrow's Administrative Board Meeting.
- Mr. Plaskey stated that Frontier has been analyzing all of the JPAs they have been receiving with poles under Section 7.11 to understand their costs better. He stated that of the over one thousand poles reviewed, 89% of the poles are over 25 years old. The problem they have is that 49% of those poles are passing wind loading per GO95. Frontier speculates that Section 7.11 is being used to replace poles based on the age of the pole and not by GO95 standards. Mr. Plaskey proposed to make changes to Section 7.11A because he surmises poles are being replaced due to the 25 year age even though they still pass wind loading. He proposed to eliminate the 25 year rule because there is no mutual benefit for them to replace a pole if the pole still passes GO95. Mr. Williams stated he would not vote to change this. Mr. Brown stated that under Section 7.11 they can replace a pole if it fails the maintenance plan set by Edison. Mr. Williams stated that if the pole is over 25 years they will put Section 7.11 because they are getting a new asset. Ms. Carmichael stated that poles should not be replaced due to age, but according to GO95. Mr. Plaskey stated that they are doing

pole loading calculations every time they touch the pole. Ms. Carmichael proposed to change these JPAs to Section 7.3 instead of Section 7.11. Mr. Plaskey stated that 49% of the poles are being replaced for sole benefit and not joint. Mr. Brown inquired if Frontier's loading was based on OCALC, and Mr. Plaskey stated it is based off of SpidaMin. Mr. Plaskey requested suggestions and emailed Ms. Pranata his examples of Section 7.11 (see attached). Mr. Williams stated that under Handy Whitman index, which is based off of assets, the asset of a pole goes to zero after so many years where it is no longer of value to a company. Ms. Hernandez confirmed that if a pole is not failing prior to their attachment then it is a Section 7.3, but if it is over 25 years old, then it will be a Section 7.11 and the members confirmed. Mr. Plaskey stated that they never voted in the REAX study at the SCJPC and there is not an approved maintenance plan. Mr. Williams stated that poles get replaced for new construction if it is over 25 years old, and that the REAX study is a study that proves known local conditions and GO 95 states to pole load due to known local conditions. Mr. Williams suggested to Mr. Plaskey to bring this up at tomorrow's Administrative Board Meeting. Mr. Plaskey will bring up the question if there is anything they can do to limit exposure of replacing poles based on age. The members agreed to create new *Item #1654: 7.11(a) Replacement due to Year set vs. GO 95.*

Agenda Item 10 – Review of Action items/JPA Alerts –

- Mr. Brown is to work on the example for Section 8.2.
- Mr. Brown is to research fees for Item 1609.
- Mr. Plaskey will discuss Section 7.11 at tomorrow's Admin Board Meeting.
- There are items on the Consent Calendar to vote on at tomorrow's Administrative Board Meeting.
- Ms. Ortiz to bring up the discussion on Form 7, High Fire Tier 3 replacements at tomorrow's Administrative Board Meeting.

The Meeting adjourned at 10:52 a.m. until June 19, 2018.

Anali Spencer - Committee Staff

Forms/Subject	Current time frames	Proposed	Comments	Change?	Discussed date
Form 2	45 days You can start construction on 46th day (SCE can't change)	60 days	Member asked for extension and denied Definition of 45 day timeframe:	NO CHANGES NO CHANGES NO CHANGES NO CHANGES	
Timeline for CPUC From approved F2 to construction from Initiating member From construction complete to send Form 48	30 days			NO CHANGES	
Form 48 (notify member to facilitate transfer)	60 days construction	180 days by AT&T		Yes	1/17/2017
		PENALTY after 180 days with notice (?)		?	1/16/2018
	45 days billing			NO CHANGES	
Form 7	15 days	21 days? 30 days?	Leave it to 15 days	NO CHANGES	
Form 2 Final	not less than 45 and no more than 90 calendar days after sending the completed Form 48.		OK	NO CHANGES	
Failing to PTD (Burbank)		Additional AC for reimbursement	Need to discuss LTD/SOP	Pending	2/20/2018

1.0 PROCEDURE STATEMENT

The purpose of this procedure is to capture the process that all members of the Southern California Joint Pole Committee (SCJPC) will adhere to upon receiving a Form 48 notifying work has been completed.

2.0 ROLES AND RESPONSIBILITIES

2.1 All members of the SCJPC

3.0 PROCEDURE DETAIL

- 3.1 Upon completion of work by the initiating member, the initiating party shall have 60 days to notify all joint owners of work completion via Form 48 (or NJUNS).
- 3.2 Party responsible to Pull Transport and Dispose (PTD) shall have 180 days to remove pole.
 - 3.2.1 All members shall have 45 days to review and/or dispute the Form 48.
 - 3.2.2 Any member required to transfer prior to the pole being removed, must transfer and issue Form 48 to all parties within 60 days.
 - 3.2.3 Member responsible for the PTD must remove pole within 180 days of receiving Form 48 and must issue a Form 48 notifying all joint owners of work completion.

 *Process Ends*

- 3.3 Members failing to adhere to the 180 day process.
 - 3.3.1 Maybe subject to penalties
 - 3.3.2 Penalty to include actual cost for base owner to return to field to remove the buddy pole.
 - 3.3.3 Responsible party to PTD will be responsible for any fines/fees imposed by City or County agencies.

 *Process Ends*

3.4 Exceptions:

- 3.4.1 Priority 1 poles should be removed within 60 days of receiving Form 48.
- 3.4.2 High Fire, high wind poles should be removed within 120 days of receiving Form 48.
- 3.4.3 Penalty: Responsible party shall receive 10 days to remediate once penalty phase is imposed.
- 3.4.4 Form 48 maybe replaced by NJUNS, which case the above procedure detail will remain the same.

 *Process Ends*

DRAFT

Angela Pranata

From: April DeBarge <April.DeBarge@sce.com>
Sent: Monday, May 15, 2017 8:28 AM
To: laptop01@scjpc.net
Cc: Gerald Brown; Jessica Pearson
Subject: RE: adding member to JPA via F7
Attachments: Add member to JPA.XLSX

Here is another sample note we should add to the example. The majority of members added to the JPA are discovered at the signed copy level. I don't have a sample of that yet to share with the members.

	5	
	6	
	7	
U TO ASSUME U3PTD AND TRANSFER COSTS	8	
	9	
U3 UNAUTHORIZED - WILL PAY ALL TRANSFER AND P U COSTS	10	
	11	
	12	

april
Be Safe Always...

From: April DeBarge
Sent: Saturday, May 13, 2017 10:12 AM
To: 'laptop01@scjpc.net' <laptop01@scjpc.net>
Subject: FW: adding member to JPA via F7

Opsie – my laptop email address was incorrect.

april
Be Safe Always...

From: April DeBarge
Sent: Saturday, May 13, 2017 10:10 AM
To: 'laptop@scjpc.net' <laptop@scjpc.net>
Cc: Gerald Brown <Gerald.Brown@sce.com>; Jessica Pearson (Jessica.Pearson@sce.com) <Jessica.Pearson@sce.com>; Angela Pranata (angela@scjpc.net) <angela@scjpc.net>
Subject: adding member to JPA via F7

I haven't had a chance to delve off into the routine handbook verbiage, but thought we might want to take a look at what this would look like. It will be noted and stressed to all members that preliminary research is adequate so that members who are on the pole card are not carelessly overlooked.

Below (attached) is a JPA involving a replacement, but we would want to chat about purchase of interest also. Generally, purchase of interest JPAs don't bill within 45 days, so the same concept of "resent to include U3" could be used. **Jessica** – do you have a section 4 sample of a member being added?

- In the scenario below, it was discovered by U1 at the time of sending the F48 that U3 is now a joint owner; U3 JPA appears to have perhaps billed out of sequence.
- Instead of creating a revision, the 45 days is allotted for U3 and though U3 was not joint owner the date U1 JPA was prepared or originally sent, the rules of 7.13 will apply to that member only, meaning that U1 will assume all of U3's PTD and transfer costs, unless it can be proved the replacement did *not* take place prior to U3 being notified.

FINAL AUTHORIZATION FOR JOINT POLE TRANSACTION

BILL NO. _____

PAGE NO. **1 OF 1** This authorization is in accordance with Joint Pole Agreement and Routine. The undersigned have agreed on joint work as specified herein.

Date Prepared **1/8/2012** Resent to include U3 2/28/17 In Field By Telephone

Date Sent **1/18/2012** Confirming Agreement **1/11/2012** Date Completed _____ No. of Pages **1 OF 1** J.P. Auth. No. **E6059-4041874**

UTILITY	REPRESENTATIVE	DISTRICT-DIVISION-EXCHANGE	APPROVED	TAKING INSTRUCTIONS	ACCOUNTING DATA
U1	R BOULEY	VALENCIA	R BOULEY	VALENCIA	TD567101 700221
U2	S CAMPBELL	VALENCIA	MCDONALD	SANTA CLARITA	732-3P012JP-011
U3					

2	POLE NO.	Pole Break Hooker Ser	Year Set	Record				Proposed			Item No.	LOCATION AND NATURE OF WORK <small>If not in accordance with Joint Pole agreement and routine.</small>	
				Case Hooker Descri.	16KV U1	U2	U3	16KV U1	U2	U3			
	1059360E	50	55	FT 4	43-13	24-6 T24	24-1			PTD		E TO REPLACE PER SEC 7.11	
	1059360E	55	12	FT H1						48-17	24-6	25-1	JESSIE ST E/S 490' S/O 3RD ST EXTD

U1 TO ASSUME U3 PTD AND TRANSFER COSTS

POLE LEGEND: L - LOWER TOP, P - PULL, PB - PULL BUTT, T - TRANSPORT, S - SALVAGE, C - CARRIER

ANCHOR LEGEND: (Circled symbols)

Geographical Location: SAN FERNANDO

FORM 48 3/23/2017

PAGE 1

Pole Number: 1059360E

Location: JESSIE ST E/S 490' S/O 3RD ST EXT

Latitude: - Class:

Longitude: -

Pole Height: 50 Top: 0.0

Year Set: 1955 Treatment: FT

City: SAN FERNANDO Code: -

Repl Pole #:

Removal/Relinquishment:

Member to remove pole or member relinquished:

Company	ANT	Grade & Space	Additional Info
E	-	16K 43-13	
FTR	-	24-6 T24	
HLA	-	24-1	

JPA Number: H735361607

Bill of Sale:

Pole BOS: Pole: 1059360E - 8/58: E BILL GT \$44 PLUS \$1.76 TAX: CNT12218
 9/13: E BILL H \$43; V2 BILL H \$47:

april
 Be Safe Always...

Date Prepared 1/7/2016

This authorization is in accordance with Joint Pole Agreement and Routine. The undersigned have agreed on joint work as specified hereon

COPY

Date Sent 1/24/2016 Confirming Agreement 2/3/2016 In Field By Telephone Est. Const. Start _____ No. of Pages _____ J.P. Auth.No. U1XXXX-XXXXXXXX R01

UTILITY	REPRESENTATIVE	DISTRICT-DIVISION-EXCHANGE	APPROVED	TAXING INSTRUCTIONS	ACCOUNTING DATA
U1	LARRY BENTON	BLYTHE	SEAN TUCKER	CITY OF VISALIA	1234567
U2	AL WYMER	BLYTHE	STEPHEN PEBLEY	BLYTHE	789JP-1
U3	FELIPE STORY	BLYTHE	JOHN HERNANDEZ	BLYTHE	56789

POLE NO.	Pole Length Anchor Size	Year Set	Pole Trt Class Anchor Direct.	Record			Proposed			Item No.	LOCATION AND NATURE OF WORK If not in accordance with Joint Pole agreement and routine-state reasons.	
				12KV U1	U2	U3	12KV U1	U2	U3			
											U1 TO REPLACED SECT 7.11, 13.3	1
49301U1	45	54	BT		22	23	C-15	PTD			2500 E 275' S N/W COR/O SEC 2 T9S R21E	2
							1/3(1)			5C		3
												4
												5
49301U1	45	15	FT				39-10	22-1	23-1		1160' N/O 4TH ST 105' W/O SUNSET WAY	6
			CL4				21-3				LOCATION CHANGE	7
												8
												9
												10
											U1 TO ASSUME ALL PTD/TRANSFER CHARGES FOR U3 IF WORK HAS BEEN COMPLETED PRIOR TO SENDING JPA TO U3	11
												12
												13

POLE LEGEND: L = LOWER TOP (Item 5E)
 P = PULL (Item 5A) C(XX) = FOOTAGE CUT
 PB = PULL BUTT SCZ = SAFETY CLEARANCE ZONE
 T = TRANSPORT (Item 5B)
 S = SALVAGE
 D = DISPOSE (Item 5D)
 TN = TENANT

ANCHOR/ARM LEGEND:
 AR = ANCHOR/ARM REMOVED
 AT = ANCHOR/ARM TRANSFERRED

Show Quantity of Items to be billed in the Column of Party to be Paid.

GEOGRAPHICAL LOCATION

BLYTHE
 COMMUNITY

Date Prepared 1/7/2016

This authorization is in accordance with Joint Pole Agreement and Routine. The undersigned have agreed on joint work as specified hereon

COPY

Date Sent **4/21/2016** / **2/6/2016** Confirming Agreement _____ In Field By Telephone Est. Const. Start _____ No. of Pages _____ J.P. Auth.No. U1XXXX-XXXXXXXX R01

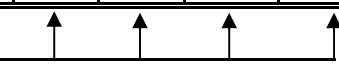
UTILITY	REPRESENTATIVE	DISTRICT-DIVISION-EXCHANGE	APPROVED	TAXING INSTRUCTIONS	ACCOUNTING DATA
U1	LARRY BENTON	ARROWHEAD	SEAN TUCKER	RIMFOREST	1234567
U2	D MEZA	REDLANDS	K TAYLOR	LAKE ARROWHEAD	789JP-1

POLE NO.	Pole Length Anchor Size	Year Set	Pole Trt Class Anchor Direct.	Record			Proposed			Item No.	LOCATION AND NATURE OF WORK If not in accordance with Joint Pole agreement and routine-state reasons.
				12KV U1	U2		12KV U1	U2			
											U1 TO REPLACE SEC 7.11 1
49301U1	50	49	FT	43-14	23-5		C-14	PTD			NPL CEDAR GLEN TRL 560' W/O N/E COR/O CEDAR GLEN 2
			CL2				1/2(1)			5C	3
											4
49301U1	60	14	FT				52-23	23-5			NPL CEDAR GLEN TRL 561' W/O N/E COR/O CEDAR GLEN 5
			H6								6
											U1 TO REPLACE SEC 7.13 7
49302U1	50	49	FT	43-11	26-8		PTD				NPL CEDAR GLEN TR 400' W/O N/E COR/O CEDAR GLEN 8
											9
49302U1	60	14	FT				52-20	26-8			NPL CEDAR GLEN TR 401' W/O N/E COR/O CEDAR GLEN 10
			H4								11
											12
											13

POLE LEGEND: L = LOWER TOP (Item 5E)
 P = PULL (Item 5A) C(XX) = FOOTAGE CUT
 PB = PULL BUTT SCZ = SAFETY CLEARANCE ZONE
 T = TRANSPORT (Item 5B)
 S = SALVAGE
 D = DISPOSE (Item 5D)
 TN = TENANT

ANCHOR/ARM LEGEND:
 AR = ANCHOR/ARM REMOVED
 AT = ANCHOR/ARM TRANSFERRED

Show Quantity of Items to be billed in the Column of Party to be Paid.



GEOGRAPHICAL LOCATION
LAKE ARROWHEAD
COMMUNITY

PRELIMINARY JOINT POLE AUTHORIZATION - REVISED

EXAMPLE 12

(Revised Example 5)

- (1) Use the same JPA number as the original JPA adding a suffix of **REV**, **R01**, or **R1** which indicates it is a Revised JPA.
- (2) Date Prepared and Date Sent are current dates. (The 45-day timeframe starts over) Cannot use the dates shown on the original JPA.
- (3) The change(s) to the JPA are shown in the body of the JPA.
- (4) Per Section 18.1-C(B) a Revised JPA to be used for the following:
 - Add owner(s)
 - Add pole(s)
 - Change from wood to alternative pole type (i.e. CF, LWS)

NOTE: THE EXAMPLE WAS CHANGED FROM RELINQUISHED SEC 5.1A & 5.1B TO REPLACE POLE SEC 7.11 WITH ADDITIONAL NEW POLE AND NEW OWNER.

**PRELIMINARY JOINT POLE AUTHORIZATION
SECTION OF POLE (SOP) REMAINS
EXAMPLE 31**

This transaction is a pole replacement where an SOP remains.

- (1) Indicate SOP for each utility.
- (2) Indicate proper section of routine to reflect work being done.
- (3) Replacement poles must be G.O.95, Rule 94 compliant.

(04/17/2018)

AUTHORIZATION FOR JOINT POLE TRANSACTION

J.P. FORM 2-1 Preliminary 1/95

Date Prepared 4/16/2018

This authorization is in accordance with Joint Pole Agreement and Routine. The undersigned have agreed on joint work as specified hereon.

Date Sent 4/16/2018

Confirming Agreement _____

In Field

By Telephone

Est. Const. Start 5/16/2018

No. of Pages _____

J.P. Auth.No. U3-34578

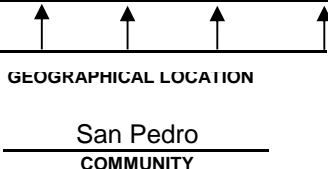
UTILITY	REPRESENTATIVE	DISTRICT-DIVISION-EXCHANGE	APPROVED	TAXING INSTRUCTIONS	ACCOUNTING DATA
U1	JONES	LOS ANGELES	JONES	LOS ANGELES	55773034
U2	JOHNSON	LOS ANGELES	JOHNSON	LOS ANGELES	A4035
U3	WHITE	LOS ANGELES	WHITE	LOS ANGELES	LA062-016

POLE NO.	Pole Length Anchor Size	Year Set	Record				Proposed				Item No.	LOCATION AND NATURE OF WORK If not in accordance with Joint Pole agreement and routine-state reasons.	
			Pole Trt		L U1	U2	U3	L U1	U2	U3			
			Class	Anchor Direct.									
												2	
											U1 TO REPLACE POLE SECTION 7.11	1	
												2	
3053-U1	45	72	FT	39-9	24-1	23-5		PTD	SOP	SOP		PASEO DEL MAR RD 49' E/O WEYMOUTH AVE	3
												4	
												5	
												6	
30568-U1	45		FT 2					39-9	24-1	23-5		PASEO DEL MAR RD 50' E/O WEYMOUTH AVE	7
												8	
												9	
												10	
												11	
												12	
												13	

POLE LEGEND: L = LOWER TOP (Item 5E)
 P = PULL (Item 5A) C(XX) = FOOTAGE CUT
 PB = PULL BUTT SCZ = SAFETY CLEARANCE ZONE
 T = TRANSPORT (Item 5B)
 S = SALVAGE
 D = DISPOSE (Item 5D)
 TN = TENANT

ANCHOR/ARM LEGEND:
 AR = ANCHOR/ARM REMOVED
 AT = ANCHOR/ARM TRANSFERRED

Show Quantity of items to be billed in the Column of Party to be Paid.



VP/J.P.-03

Rev. Jul 2013

GLOSSARY

H. Pole Definitions

(last bullet)

- High Fire Threat Districts
Urgent pole replacement is where the need to replace a pole is not immediate but must be performed before the prescribed approval time period shown in Section 18.1(d), the other utilities shall respond within 15 days, however the rules

of Section 7.11 will be followed to determine 'proposed' purchase in new pole and pole shall be replaced under Section 7.11. Note: See G.O. 95 Rule 18. (04/17/2018).

Note: See General Orders 95 (G.O. 95) Rule 22.1 for more pole definition

Subject line: FULLJPANumber_FormName(s) Community

Only one email per JPA#

Document File size: 5MB maximum (?????)

AT&T CA Request: Pictures (?????)

Examples:

Subject line: U1254-5879548_F2 Los Angeles

Subject line: U6-7589_F7 Downey

Subject line: U1254-5879548_F2_F48 Los Angeles

Proposed by Frontier 5/15/2018

Mutual benefit shall be understood to apply under this section as follows:

~~(a) Pole 25 years old or more~~

(a) ~~Pole less than 25 years old, but~~ Any pole rendered unfit for service by any cause not the fault of a joint owner including existing overloaded poles. (Revised April 2015)

(b) Pole requiring relocation for the benefit of all Members concerned

(c) Pole identified in authorized maintenance inspection program as unfit for service

(d) Pole requiring replacement for clearing of discovered existing General Order 95 infractions not the fault of any joint owner.

(e) Pole replaced prior to Form 2 and Form 48. Form 2 must be noted that this is a Priority Pole. Section 7.13 applies only if Form 2 is not issued within 45 days. (Revised March 2016)

Mutual benefit shall be understood to apply under this section as follows:

(a) Pole 25 years old or more, and rendered unfit for service by any cause not the fault of a joint owner including existing overloaded poles.

(b) Pole less than 25 years old, but rendered unfit for service by any cause not the fault of a joint owner including existing overloaded poles. (Revised April 2015)

(c) Pole requiring relocation for the benefit of all Members concerned

(d) Pole identified in authorized maintenance inspection program as unfit for service

(e) Pole requiring replacement for clearing of discovered existing General Order 95 infractions not the fault of any joint owner.

(f) Pole replaced prior to Form 2 and Form 48. Form 2 must be noted that this is a Priority Pole. Section 7.13 applies only if Form 2 is not issued within 45 days. (Revised March 2016)

Mutual benefit shall be understood to apply under this section as follows:

(a) Pole 25 years old or more, and rendered unfit for service under CPUC specifications defined in GO95 and not the fault of a joint owner.

(b) Pole less than 25 years old, but rendered unfit for service by any cause not the fault of a joint owner including existing overloaded poles. (Revised April 2015)

(c) Pole requiring relocation for the benefit of all Members concerned

(d) Pole identified in authorized maintenance inspection program as unfit for service

(e) Pole requiring replacement for clearing of discovered existing General Order 95 infractions not the fault of any joint owner.

(f) Pole replaced prior to Form 2 and Form 48. Form 2 must be noted that this is a Priority Pole. Section 7.13 applies only if Form 2 is not issued within 45 days. (Revised March 2016)

Bret Plaskey | Frontier Communications

Manager – Network Operations

Vendor Management – West OPCEN

9 South 4th Street

Redlands, CA 92373

O: 909-328-0435

bret.p.plaskey@ftr.com

[Print](#) | [Close Window](#)

Subject: FW: JPA Naming convention
From: Wendy Mueller <wmueller@extenetsystems.com>
Date: Tue, May 15, 2018 11:36 am
To: "laptop01@scjpc.net" <laptop01@scjpc.net>
Attach: image001.jpg

From: Wendy Mueller
Sent: Tuesday, May 15, 2018 11:36 AM
To: 'laptop1@scjpc.net' <laptop1@scjpc.net>
Subject: JPA Naming convention

Subject line is OTO (owner to owner) CL18xxxxxxCL_F2

Wendy Mueller
Joint Utility Manager
President Northern California Joint Pole Association
2000 Crow Canyon Place #210
San Ramon, Ca 94583
wmueller@extenetsystems.com
925-895-4614 M



Copyright © 2003-2018. All rights reserved.

[Print](#) | [Close Window](#)

Subject: 7.11

From: "Plaskey, Bret" <Bret.Plaskey@ftr.com>

Date: Tue, May 15, 2018 10:38 am

To: "laptop01@scjpc.net" <laptop01@scjpc.net>

Attach: image001.jpg

Mutual benefit shall be understood to apply under this section as follows:

(a) Pole 25 years old or more

(a) Pole less than 25 years old, but Any pole rendered unfit for service by any cause not the fault of a joint owner including existing overloaded poles. (Revised April 2015)

(b) Pole requiring relocation for the benefit of all Members concerned

(c) Pole identified in authorized maintenance inspection program as unfit for service

(d) Pole requiring replacement for clearing of discovered existing General Order 95 infractions not the fault of any joint owner.

(e) Pole replaced prior to Form 2 and Form 48. Form 2 must be noted that this is a Priority Pole. Section 7.13 applies only if Form 2 is not issued within 45 days. (Revised March 2016)

Mutual benefit shall be understood to apply under this section as follows:

(a) Pole 25 years old or more, and rendered unfit for service by any cause not the fault of a joint owner including existing overloaded poles.

(b) Pole less than 25 years old, but rendered unfit for service by any cause not the fault of a joint owner including existing overloaded poles. (Revised April 2015)

(c) Pole requiring relocation for the benefit of all Members concerned

(d) Pole identified in authorized maintenance inspection program as unfit for service

(e) Pole requiring replacement for clearing of discovered existing General Order 95 infractions not the fault of any joint owner.

(f) Pole replaced prior to Form 2 and Form 48. Form 2 must be noted that this is a Priority Pole. Section 7.13 applies only if Form 2 is not issued within 45 days. (Revised March 2016)

Mutual benefit shall be understood to apply under this section as follows:

(a) Pole 25 years old or more, and rendered unfit for service under CPUC specifications defined in GO95 and not the fault of a joint owner.

(b) Pole less than 25 years old, but rendered unfit for service by any cause not the fault of a joint owner including existing overloaded poles. (Revised April 2015)

(c) Pole requiring relocation for the benefit of all Members concerned

(d) Pole identified in authorized maintenance inspection program as unfit for service

(e) Pole requiring replacement for clearing of discovered existing General Order 95 infractions not the fault of any joint owner.

(f) Pole replaced prior to Form 2 and Form 48. Form 2 must be noted that this is a Priority Pole. Section 7.13 applies only if Form 2 is not issued within 45 days. (Revised March 2016)

Bret Plaskey | Frontier Communications

Manager – Network Operations

Vendor Management – West OPCEN

9 South 4th Street

Redlands, CA 92373

O: 909-328-0435

bret.p.plaskey@ftr.com



This communication is confidential. Frontier only sends and receives email on the basis of the terms set out at http://www.frontier.com/email_disclaimer.

Copyright © 2003-2018. All rights reserved.

Southern California Joint Pole Committee

279 E. Arrow Hwy., Suite 104

San Dimas, CA 91773

Phone (909) 599-3801

June 19, 2018

A meeting of the **Routine Revision Committee** took place on the above date, **at 9:00 a.m. at the Committee office. Those in attendance were:**

Ms. Maria Ortiz	XO Communication
Ms. Lupe Hernandez	Teleport Communications America, LLC
Mr. Wayne Brown	Southern California Edison
Ms. April DeBarge	Southern California Edison
Ms. Valerie Mitwasi	Southern California Edison
Ms. Manijeh Carmichael	AT&T California
Mr. Jeff Williams	City of Los Angeles
Mr. Ronald Schram	City Of Los Angeles
Mr. Johnny Trang	City Of Los Pasadena
Mr. Bret Plaskey	Frontier Communications
Mr. William Kearns	Frontier Communications
Mr. Joe Serrato	Crown Castle NG West Inc./NewPath/CA-CLEC LLC
Mr. Earle Carrion	Crown Castle NG West Inc./NewPath/CA-CLEC LLC
Ms. Chrys Champlin	Crown Castle NG West Inc./NewPath/CA-CLEC LLC
Ms. Mia Tran	Crown Castle NG West Inc./NewPath/CA-CLEC LLC
Ms. Samantha Carrillo	Time Warner Cable
Mr. Carmen Magazino	Time Warner Cable
Ms. Angela Pranata	Committee Staff
Ms. Kathleen Allen	Committee Staff
Ms. Anali Spencer	Committee Staff

Those attending via teleconference were:

Ms. Alicia Smith	Sprint Nextel/Sprint Communications
Ms. Yvonne Johnson	AT&T Mobility
Ms. Shawn Henderson	T-Mobile USA
Ms. Lynn Prescott	Verizon Wireless
Ms. Kay Black	AT&T California
Mr. Josh Mathisen	AT&T California
Ms. Rachael Torres	Mobilitie, LLC

Ms. Ortiz called the meeting to order at 9:00 a.m.

Agenda Item 1 – Review of prior month’s minutes - Ms. Ortiz opened the meeting by inquiring if there were any questions or concerns regarding the previous meetings minutes. There were no comments or concerns from any members.

Agenda Item 2 – Interpretation of Routine Handbook – Ms. Ortiz opened the discussion of members not returning signed copies of JPAs that have a Special Agreement, Section 1.2. This item is tabled for the next Routine Revision Meeting for Ms. DeBarge.

Agenda Item 3 – Item 1597: Review of Routine Handbook Examples (5/19/2015) - Ms. Ortiz reopened the discussion on Review of Routine Handbook Examples.

Ms. Ortiz then inquired about the example for Section 8.2 from Mr. Brown. Mr. Brown started to work on this example and wanted to review wording with his boss who is currently on vacation. Mr. Brown requested to table this for the next Routine Revision meeting.

Ms. Ortiz opened the discussion on creating an example for the Revised Form 48 with the SOP Column. The members agreed to work on the example together. Example 20 is currently the Form 48 example and the members agreed to revise the existing example. The example was updated to use current dates, general U1/U2 information, and new poles added to show the SOP example. Mr. Williams discussed whether item number 9A should be changed from 9A to 9B due to 9B requiring the reason to be stated. Mr. Brown stated that if the reason is stated then they should not get denied. Ms. Ortiz is to present the Revised (see attached) Example 20 at tomorrow’s Administrative Board Meeting.

Mr. Carrion inquired about how he needed to use Example 23 to help one of their vendors and this example shows Item 83 without specifying 83A or 83B. Mr. Carrion was inquiring if the members would like to create specific examples to show 83A and 83B. The members agreed to update Example 23 with the new Form 2, add an A to 83, make the new year set blank noting to use current year if available, and change the date prepared to the current year.

Agenda Item 4 - Item 1609: JP Form and Timelines – Ms. Ortiz reopened the discussion on the Joint Pole forms and timelines. Mr. Brown still needs more time to research fees to add as additional Authorized Costs. The members agreed to table this item for the next Routine Revision Meeting.

Agenda Item 5 - Item 1620: Failure to Complete Pole Removal – Which is in conjunction to Item 1609. Ms. Ortiz inquired if there was any further discussion on this. The members agreed to table this item for the next Routine Revision Meeting.

Agenda Item 6 - Item 1626: Electronic Delivery of Forms – Ms. Ortiz opened this discussion on the electronic delivery of forms. The members

continued the Naming Convention discussion (see attached). Ms. DeBarge inquired if the underscore is required. The members discussed that the underscore was not required, they will not reject an emailed JPA if a space is used instead of the underscore in the subject line. Ms. DeBarge asked about the community requirement due to JPA's with multiple pages may have multiple communities. She wanted to know if it was ok to default to the community on page one. Ms. Carmichael stated that the JPA will be forwarded to whoever works on the community that is on page one and will remain assigned to them regardless of multiple communities being part of the JPA, so defaulting to the community on page one would be acceptable. Mr. Brown stated that the problem they have been having is the La Mirada area showing as HLA, and Ms. Carmichael confirmed that La Mirada area is and should all be HSO. Mr. Plaskey inquired if they will be voting on this Naming Convention. The members stated that this will just be considered an expectation. Mr. Williams stated that if they decided to convert over to Varraset, then they may need to change things again. Ms. Carmichael agreed that this is still all new and can change every month. Mr. Williams suggested to make this part of a JPA Alert to inform all the members. Ms. Ortiz confirmed that whether they use an underscore or space in the subject line, both will be considered ok. Ms. Black inquired about the file size restriction. The members agreed to keep the file size restriction to 5MB. Ms. DeBarge suggested that if the file is too large to split the email into multiple emails. Ms. Mitwasi suggested creating a zip file. Ms. Carmichael stated that if there are pictures that AT&T California would like them attached. The members agreed to add a note to the naming convention about if an email exceeds the size limit it must be split and note "Email 1 of X, Email 2 of X, etc." The suggestions about how to reduce file size (compress to zip file or to resize the pdf) were also added to the naming convention. Ms. Pranata confirmed that she will be doing a JPA Alert about the naming convention and the members agreed.

The members discussed and agreed to add T2 or T3 to the end subject line, for Tier 2 or Tier 3 JPAs, in order to help with making these stand out and get expedited.

Agenda Item 7 - Item 1632: Adding Member to JPA via a Form 2 (4/19/17) – Ms. Ortiz reopened the discussion on adding a member to JPA via Form 2. This item was approved and can now be closed.

Agenda Item 8 – Item 1645: Adding Verbiage to Section 7 for Expedited Replacements (9/19/2017) – Ms. Ortiz opened the discussion on adding verbiage to Section 7 for Expedited Replacements. This item was approved and can now be closed. Mr. Brown inquired about the JP2-U's (Urgent pole replacements). Mr. Williams stated if Edison has something that needs to be done quicker, to contact them, meet out in the field, and do a confirming agreement. Ms. Carmichael agreed that a confirming agreement is fine with them as well. Ms. Ortiz inquired if there is no response received within the 15 days will they be automatically approved. Mr. Williams stated that that was not possible unless the routine gets changed. Mr. Brown stated that because the

work is urgent they need the 15 day approval if not they cannot start. Mr. Plaskey stated that a 15 day deadline would be difficult for them to keep, but that they are adding items to the subject line for their fielders to prioritize. Mr. Brown stated that they are expediting their High Fire Tier 3 because September 1, 2018 is coming soon and they are working on getting an extension because there is too much out there for them to be able to meet the deadlines. Ms. DeBarge inquired for the reason Frontier cannot meet the 15 day turnaround time and Mr. Plaskey stated they do not have the resources to go out into the field and meet that time. Ms. DeBarge asked if Edison added pictures, would that help with expediting the process. Mr. Plaskey stated that could possibly help with expediting. Ms. Ortiz inquired if this item should still be closed and for the members to work on communicating with each other. The members agreed this item could be closed because it has already been approved. Mr. Williams suggested adding Fire to the subject line so those JPAs can be expedited. Mr. Brown asked if adding pictures would guarantee the 15 day turnaround, but Mr. Kerns stated that there are no guarantees. The members then discussed the Naming Conventions which is in conjunction with Item 1626 (see *Agenda Item 6 - Item 1626: Electronic Delivery of Forms*) to add Tier 2 or Tier 3 in the subject line.

Agenda Item 9 – Item 1654: 7.11(a) Replacement Due to Year Set vs. GO 95 (5/15/18) – Ms. Ortiz opened the discussion for Mr. Plaskey’s proposal (see attached). Mr. Plaskey stated that Frontier is pushing to eliminate the 25 year rule and make the onus on if the pole fails GO 95. Mr. Williams stated that GO 95 does not talk about pole appearance. He stated that between 15-25 years they must do an intrusive inspection and then once again every 10 years. Once they drill into a pole they have degraded the pole. Mr. Williams stated that they are not replacing poles because they are 25 years old, but due to the poles deteriorating. Mr. Mathisen stated that they should focus their resources on poles that have to be replaced due to safety. Mr. Williams stated that poles may pass in pole loading but that does not mean the pole is safe. Mr. Brown stated that through Edison’s PLIP program they looked at poles 25 years old and are only replacing poles that are failing their maintenance program, not due to age. Mr. Williams stated that inspection criteria’s are all different and that is why these rules are made. Mr. Williams stated that the onus is always on the electric utilities to replace poles. Mr. Plaskey stated they have done their due diligence in researching and here is what they propose. The members need to take this back internally to discuss. Mr. Williams suggested to include specifics of their research. Ms. Hernandez stated that Section 2.7H has the list of the Approved Maintenance Programs. Mr. Serrato stated that Crown Castle is interested in adding their name to the list, but Mr. Williams stated that these Maintenance programs are only for the intrusive not detailed inspections. Mr. Serrato requested to see one of the approved maintenance programs. Ms. Pranata stated that she could upload one to the Sharefile for Mr. Serrato to review. Mr. Plaskey inquired if any other members had any input, and they agreed they would like

to take this back for discussion with their leadership. Mr. Plaskey stated that Frontier is open to negotiation.

Agenda Item 10 – Revised Final Form to Match Revised Preliminary JP2 (SCE 6/1/18) – Ms. Ortiz opened the discussion to Ms. DeBarge’s emailed questions (see attached). Ms. DeBarge opened that Edison is going to an electronic JPA process. The Preliminary and Final forms do not match and Ms. DeBarge would like to know when they will match. Edison has started using a Proxy Final where the billing fields are hidden. At the end of the process the billing fields are unhidden and now they have a final that does not have to be sent to a group to type. Ms. DeBarge stated that also the new preliminary only has five boxes for five parties when they sometimes have up to eight parties, which they have on their Proxy Final. She stated that the advantages to this is it is all electronic, no paper, and communication is easier when making changes using track changes. Track changes lets them see exactly what has been added or changed. Mr. Plaskey asked if Ms. DeBarge would do training on how to use the electronic forms, and she stated she could. Ms. DeBarge asked if the editing of JPAs was electronic yet, but the SCJPC staff are currently not set for electronic billing. Ms. DeBarge will work on revising the Final to match the Preliminary Form 2.

Agenda Item 11 - Miscellaneous Items –

- Mr. Serrato brought up Section 7.10 and how they are receiving JPA’s without the third party information. He was requesting for the third party information to be added to the JPAs. Mr. Williams stated that this topic has come up before and due to legalities the information is not provided. Mr. Brown stated that the members can reach out to planners for this information. Mr. Williams stated that when they send out a billing letter to the customer they provide the information of who is on the pole so the customer can contact them. Mr. Brown stated that they let the customer know who is on the pole and that they have to reach out to those members, but whether or not they follow up it is on them. Mr. Williams stated that they are very specific about what LADWP’s cost is and that the customer will have additional costs from the other companies. Mr. Serrato wanted to know if they are billing for the JPA costs. Mr. Brown stated that they only bill for PTD and the joint pole costs, and do not charge that to the customer. Mr. Williams stated that they will write on their JPA if the customer is going to pay and there is no cost to the other members. Ms. Black inquired if they should change Section 7.10 so construction does not start from the initiating member until payment is received? Mr. Williams stated that would be a huge problem and would be unable to do that. Ms. Black stated that when they reach out to the planners, they get told that they are not allowed to give out the customer information, and it would be

easier if the initiating member collected the costs. The members did not agree with having the initiating member collect the costs.

- Mr. Wayne Brown stated that he will be meeting with CALTRANS at Bakersfield where they have shut Edison down, stating they will not give them a permit unless the joint owner verifies they will be out at the pole site 7 days after Edison has completed their work. Mr. Williams stated that the CALTRANS permitting process has become very inconsistent throughout. Mr. Brown stated that CALTRANS wanted a copy of the Routine Handbook, but he told them the Routine Handbook is confidential and cannot be given to them. Mr. Brown did share the process with CALTRANS that the other member has 60 days once notified.
- Mr. Brown stated that the CPUC was asking for a copy of the JPA. He stated that Edison provided a copy of the Form 2 to the CPUC. Mr. Williams stated that the state and cities ask for copies, but they tell them they cannot provide a copy because it is a contractual agreement between two parties.
- Mr. Brown stated that when they are proposing to do a crane set and Edison is getting denied, being told they need to install a composite fiberglass. Mr. Brown stated if they have to reengineer to install the composite fiberglass, Edison is going to charge the full charge. Mr. Kerns inquired why they would not install a composite fiberglass to begin with. Mr. Brown stated that Edison has the goal of eventually doing that with all their rear property poles, but that they are not quite there yet. Mr. Plaskey inquired if Frontier rejects a crane will the cost to redesign be on Frontier. Mr. Brown stated it would. Mr. Plaskey inquired what section would that be billed under, and Mr. Brown stated it would be billed under Section 1.2.
- Mr. Brown stated that about 3 to 4 months ago he brought up a discussion about Edison receiving JPAs with Section 4.1B's with the Form 48 attached. Edison is denying companies attaching to the pole because the pole was already failing pole loading. After Edison's denial, the companies are attaching their facilities to the pole and sending a JPA with a Section 4.1 and a Form 48. Mr. Brown stated that this needs to cease and desist. Edison has verified that they have already denied access, but the companies are attaching anyways. Edison is ready to take this to their attorneys. Mr. Williams stated that this should be a side bar discussion. Ms. Hernandez inquired if the cease and desist had been sent to the member. Mr. Brown stated that no they had not, but they can now approach the member that this has been recorded in the minutes.
- Mr. Carrion opened with how Edison does not allow any other utilities to replace their poles. Mr. Carrion wanted to know if they can replace poles where the base owner is another utility but has an Edison conductor attached. Ms. Hernandez inquired that if a pole needs to be replaced where Edison is not the base owner, can they propose to

replace the pole on a JPA. The members agreed that they can propose to replace as long as Edison is not the base owner.

- Mr. Carrion stated that Crown Castle issues JPAs for aerial attachments and separate JPAs for individual poles for pole mounted antennas. For example Crown Castle issues a fiber JPA for 10 poles and everything got approved, but that gets held up because there is a pending JPA on one pole. Mr. Carrion wanted to know if he should remove that pole from their JPA or does he keep it on the JPA and notate that Crown Castle's JPA bills after another JPA. The members agreed that there can be two JPA's pending for one pole. Mr. Brown stated that they are receiving many JPAs that are 18.1D that they never received, they used to put them in their system, but they will be doing a stop billing on those so they can review them. Mr. Carrion inquired about the Section 18.1D automatic approval after 45 days. He stated that Crown Castle was trying to explain to a jurisdiction that after 45 days, the JPA is automatically approved, but there is no description for what happens after the time lapses for the Form 7's and Form 48's. Ms. Hernandez stated that they have always considered that after 15 days for a Form 7 and 45 days for a Form 48, it is automatically approved. Mr. Carrion inquired if they could use the automatic approval verbiage from the Section 18.1D. The members started to add the automatic approval verbiage to Section 18.4. Mr. Williams stated that GO 95 supersedes all this and that any safety issue after 45 days should be discussed. Ms. Carmichael stated they could still have changes any time before the final bill. Ms. Hernandez stated that she still follows up with the other members via email and notifies them that if no response is made by a certain time then they will consider the form to be automatically approved. Mr. Carrion stated that jurisdictions are requesting proof of authorization from owners that they are allowed to attach onto the pole, especially if they were first denied due to pole loading or wrong conductor sizes. He would like to be able to cite the Routine Handbook showing they have sent a Form 7 and they are automatically approved after 15 days. Ms. Carmichael stated that nothing in the Routine Handbook can be shared, but that they could maybe request an email from the owners to show they have been approved to attach. Mr. Brown stated that they provide contact information and the permits are granted. Mr. Carrion inquired if he could use the information on the contact list. Mr. Plaskey stated Frontier was ok with that. After further discussion, the members decided to not revise/add the verbiage for automatic approval to Section 18.4.

Agenda Item 12 – Review of Action items/JPA Alerts –

- Ms. DeBarge is to work on the list of special agreement 1.2 without approval.

Routine Revision – June 19, 2018

- Mr. Brown to work on the example for Section 8.2.
- Ms. Ortiz is to present Example 20 revision at the Administrative Board meeting tomorrow.
- Ms. Pranata to update Example 23 to review at next month's Routine Revision meeting.
- Mr. Hernandez and Ms. Ortiz will work on researching the examples for updated Form 2's and revising examples that include item 83.
- Mr. Brown is to research fees for Item 1609.
- Ms. Pranata to do a JPA Alert about the Naming Convention.
- Ms. Ortiz stated that Item 1632 and Item 1645 will be closed at tomorrow's Administrative Board meeting.
- Members are to go back and discuss internally the proposed changes to pole replacements due to age vs. GO95.
- Ms. DeBarge will work on matching up the Form 2 Finals to the Form 2 Preliminaries.

The Meeting adjourned at 1:05 p.m. until July 17, 2018.

Anali Spencer - Committee Staff

Forms/Subject	Current time frames	Proposed	Comments	Change?	Discussed date
Form 2	45 days You can start construction on 46th day (SCE can't change)	60 days	Member asked for extension and denied Definition of 45 day timeframe:	NO CHANGES NO CHANGES NO CHANGES NO CHANGES	
Timeline for CPUC From approved F2 to construction from Initiating member From construction complete to send Form 48	30 days			NO CHANGES	
Form 48 (notify member to facilitate transfer)	60 days construction	180 days by AT&T		Yes	1/17/2017
		PENALTY after 180 days with notice (?)		?	1/16/2018
	45 days billing			NO CHANGES	
Form 7	15 days	21 days? 30 days?	Leave it to 15 days	NO CHANGES	
Form 2 Final	not less than 45 and no more than 90 calendar days after sending the completed Form 48.		OK	NO CHANGES	
Failing to PTD (Burbank)		Additional AC for reimbursement	Need to discuss LTD/SOP	Pending	2/20/2018

1.0 PROCEDURE STATEMENT

The purpose of this procedure is to capture the process that all members of the Southern California Joint Pole Committee (SCJPC) will adhere to upon receiving a Form 48 notifying work has been completed.

2.0 ROLES AND RESPONSIBILITIES

2.1 All members of the SCJPC

3.0 PROCEDURE DETAIL

- 3.1 Upon completion of work by the initiating member, the initiating party shall have 60 days to notify all joint owners of work completion via Form 48 (or NJUNS).
- 3.2 Party responsible to Pull Transport and Dispose (PTD) shall have 180 days to remove pole.
 - 3.2.1 All members shall have 45 days to review and/or dispute the Form 48.
 - 3.2.2 Any member required to transfer prior to the pole being removed, must transfer and issue Form 48 to all parties within 60 days.
 - 3.2.3 Member responsible for the PTD must remove pole within 180 days of receiving Form 48 and must issue a Form 48 notifying all joint owners of work completion.

 *Process Ends*

- 3.3 Members failing to adhere to the 180 day process.
 - 3.3.1 Maybe subject to penalties
 - 3.3.2 Penalty to include actual cost for base owner to return to field to remove the buddy pole.
 - 3.3.3 Responsible party to PTD will be responsible for any fines/fees imposed by City or County agencies.

 *Process Ends*

3.4 Exceptions:

- 3.4.1 Priority 1 poles should be removed within 60 days of receiving Form 48.
- 3.4.2 High Fire, high wind poles should be removed within 120 days of receiving Form 48.
- 3.4.3 Penalty: Responsible party shall receive 10 days to remediate once penalty phase is imposed.
- 3.4.4 Form 48 maybe replaced by NJUNS, which case the above procedure detail will remain the same.

 *Process Ends*

DRAFT

Angela Pranata

From: April DeBarge <April.DeBarge@sce.com>
Sent: Monday, May 15, 2017 8:28 AM
To: laptop01@scjpc.net
Cc: Gerald Brown; Jessica Pearson
Subject: RE: adding member to JPA via F7
Attachments: Add member to JPA.XLSX

Here is another sample note we should add to the example. The majority of members added to the JPA are discovered at the signed copy level. I don't have a sample of that yet to share with the members.

	5		
	6		
	7		
U TO ASSUME U3PTD AND TRANSFER COSTS	8		
	9		
U3 UNAUTHORIZED - WILL PAY ALL TRANSFER AND P U COSTS	10		
	11		
	12		

april
Be Safe Always...

From: April DeBarge
Sent: Saturday, May 13, 2017 10:12 AM
To: 'laptop01@scjpc.net' <laptop01@scjpc.net>
Subject: FW: adding member to JPA via F7

Opsie – my laptop email address was incorrect.

april
Be Safe Always...

From: April DeBarge
Sent: Saturday, May 13, 2017 10:10 AM
To: 'laptop@scjpc.net' <laptop@scjpc.net>
Cc: Gerald Brown <Gerald.Brown@sce.com>; Jessica Pearson (Jessica.Pearson@sce.com) <Jessica.Pearson@sce.com>; Angela Pranata (angela@scjpc.net) <angela@scjpc.net>
Subject: adding member to JPA via F7

I haven't had a chance to delve off into the routine handbook verbiage, but thought we might want to take a look at what this would look like. It will be noted and stressed to all members that preliminary research is adequate so that members who are on the pole card are not carelessly overlooked.

Below (attached) is a JPA involving a replacement, but we would want to chat about purchase of interest also. Generally, purchase of interest JPAs don't bill within 45 days, so the same concept of "resent to include U3" could be used. **Jessica** – do you have a section 4 sample of a member being added?

- In the scenario below, it was discovered by U1 at the time of sending the F48 that U3 is now a joint owner; U3 JPA appears to have perhaps billed out of sequence.
- Instead of creating a revision, the 45 days is allotted for U3 and though U3 was not joint owner the date U1 JPA was prepared or originally sent, the rules of 7.13 will apply to that member only, meaning that U1 will assume all of U3's PTD and transfer costs, unless it can be proved the replacement did *not* take place prior to U3 being notified.

FINAL AUTHORIZATION FOR JOINT POLE TRANSACTION

BILL NO. _____

PAGE NO. **1 OF 1** This authorization is in accordance with Joint Pole Agreement and Routine. The undersigned have agreed on joint work as specified herein.

Date Prepared **1/8/2012** Resent to include U3 2/28/17 In Field By Telephone

Date Sent **1/18/2012** Confirming Agreement **1/11/2012** Date Completed _____ No. of Pages **1 OF 1** J.P. Auth. No. **E6059-4041874**

UTILITY	REPRESENTATIVE	DISTRICT-DIVISION-EXCHANGE	APPROVED	TAKING INSTRUCTIONS	ACCOUNTING DATA
U1	R BOULEY	VALENCIA	R BOULEY	VALENCIA	TD567101 700221
U2	S CAMPBELL	VALENCIA	MCDONALD	SANTA CLARITA	732-3P012JP-011
U3					

2	POLE NO.	Pole Break Hooker Ser	Year Set	Record				Proposed			Item No.	LOCATION AND NATURE OF WORK <small>If not in accordance with Joint Pole agreement and routine.</small>	
				Case Hooker Descri.	16KV U1	U2	U3	16KV U1	U2	U3			
	1059360E	50	55	FT 4	43-13	24-6 T24	24-1			PTD		E TO REPLACE PER SEC 7.11	
	1059360E	55	12	FT H1						48-17	24-6	25-1	JESSIE ST E/S 490' S/O 3RD ST EXTD

U1 TO ASSUME U3 PTD AND TRANSFER COSTS

POLE LEGEND: L - LOWERTOP
P - PULL
PB - PULL BUTT
T - TRANSPORT
S - SALVAGE
C - CARRIER

ANCHOR LEGEND: L - LOWER TOP
C (N) - FOOTAGE OUT
SCZ - SAFETY CLEARANCE ZONE

Show Quantity of Items to be billed in the Column of _____

GEOGRAPHICAL LOCATION
SAN FERNANDO

FORM 48 2/28/2017

PAGE 1 (+)

Pole Number: 1059360E

Location: JESSIE ST E/S 490' S/O 3RD ST EXT

Latitude: - Class:

Longitude: -

Pole Height: 50 Top: 0.0

Year Set: 1955 Treatment: FT

City: SAN FERNANDO Code: -

Repl Pole #:

Removal/Relinquishment:

Member to remove pole or member relinquished:

Company	ANT	Grade & Space	Additional Info
E	-	16K 43-13	
FTR	-	24-6 T24	
HLA	-	24-1	

JPA Number: H735361607

Bill of Sale:

Pole BOS: Pole: 1059360E - 8/58: E BILL GT \$44 PLUS \$1.76 TAX: CNT12218
 9/13: E BILL H \$43; V2 BILL H \$47:

april
 Be Safe Always...

Date Prepared 1/7/2016

This authorization is in accordance with Joint Pole Agreement and Routine. The undersigned have agreed on joint work as specified hereon

COPY

Date Sent 1/24/2016
 2/3/2016

Confirming Agreement _____

In Field By Telephone

Est. Const. Start _____

No. of Pages _____

J.P. Auth.No. U1XXXX-XXXXXXXX R01

UTILITY	REPRESENTATIVE	DISTRICT-DIVISION-EXCHANGE	APPROVED	TAXING INSTRUCTIONS	ACCOUNTING DATA
U1	LARRY BENTON	BLYTHE	SEAN TUCKER	CITY OF VISALIA	1234567
U2	AL WYMER	BLYTHE	STEPHEN PEBLEY	BLYTHE	789JP-1
U3	FELIPE STORY	BLYTHE	JOHN HERNANDEZ	BLYTHE	56789

POLE NO.	Pole Length Anchor Size	Year Set	Pole Trt Class Anchor Direct.	Record			Proposed			Item No.	LOCATION AND NATURE OF WORK If not in accordance with Joint Pole agreement and routine-state reasons.	
				12KV U1	U2	U3	12KV U1	U2	U3			
49301U1	45	54	BT		22	23	C-15	PTD			U1 TO REPLACED SECT 7.11, 13.3	1
							1/3(1)			5C		2
												3
												4
												5
49301U1	45	15	FT				39-10	22-1	23-1		1160' N/O 4TH ST 105' W/O SUNSET WAY	6
			CL4				21-3				LOCATION CHANGE	7
												8
												9
												10
											U1 TO ASSUME ALL PTD/TRANSFER CHARGES FOR U3 IF WORK HAS BEEN COMPLETED PRIOR TO SENDING JPA TO U3	11
												12
												13

POLE LEGEND: L = LOWER TOP (Item 5E)
 P = PULL (Item 5A) C(XX) = FOOTAGE CUT
 PB = PULL BUTT SCZ = SAFETY CLEARANCE ZONE
 T = TRANSPORT (Item 5B)
 S = SALVAGE
 D = DISPOSE (Item 5D)
 TN = TENANT

ANCHOR/ARM LEGEND:
 AR = ANCHOR/ARM REMOVED
 AT = ANCHOR/ARM TRANSFERRED

Show Quantity of Items to be billed in the Column of Party to be Paid.

GEOGRAPHICAL LOCATION

**BLYTHE
 COMMUNITY**

Date Prepared 1/7/2016

This authorization is in accordance with Joint Pole Agreement and Routine. The undersigned have agreed on joint work as specified hereon

COPY

Date Sent **4/21/2016** / **2/6/2016** Confirming Agreement _____ In Field By Telephone Est. Const. Start _____ No. of Pages _____ J.P. Auth.No. U1XXXX-XXXXXXXX R01

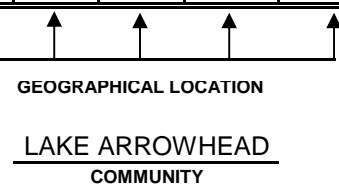
UTILITY	REPRESENTATIVE	DISTRICT-DIVISION-EXCHANGE	APPROVED	TAXING INSTRUCTIONS	ACCOUNTING DATA
U1	LARRY BENTON	ARROWHEAD	SEAN TUCKER	RIMFOREST	1234567
U2	D MEZA	REDLANDS	K TAYLOR	LAKE ARROWHEAD	789JP-1

POLE NO.	Pole Length Anchor Size	Year Set	Pole Trt Class Anchor Direct.	Record			Proposed			Item No.	LOCATION AND NATURE OF WORK If not in accordance with Joint Pole agreement and routine-state reasons.
				12KV U1	U2		12KV U1	U2			
											U1 TO REPLACE SEC 7.11 1
49301U1	50	49	FT	43-14	23-5		C-14	PTD			NPL CEDAR GLEN TRL 560' W/O N/E COR/O CEDAR GLEN 2
			CL2				1/2(1)			5C	3
											4
49301U1	60	14	FT				52-23	23-5			NPL CEDAR GLEN TRL 561' W/O N/E COR/O CEDAR GLEN 5
			H6								6
											U1 TO REPLACE SEC 7.13 7
49302U1	50	49	FT	43-11	26-8		PTD				NPL CEDAR GLEN TR 400' W/O N/E COR/O CEDAR GLEN 8
											9
49302U1	60	14	FT				52-20	26-8			NPL CEDAR GLEN TR 401' W/O N/E COR/O CEDAR GLEN 10
			H4								11
											12
											13

POLE LEGEND: L = LOWER TOP (Item 5E)
 P = PULL (Item 5A) C(XX) = FOOTAGE CUT
 PB = PULL BUTT SCZ = SAFETY CLEARANCE ZONE
 T = TRANSPORT (Item 5B)
 S = SALVAGE
 D = DISPOSE (Item 5D)
 TN = TENANT

ANCHOR/ARM LEGEND:
 AR = ANCHOR/ARM REMOVED
 AT = ANCHOR/ARM TRANSFERRED

Show Quantity of Items to be billed in the Column of Party to be Paid.



Proposed by Frontier 5/15/2018

Mutual benefit shall be understood to apply under this section as follows:

~~(a) Pole 25 years old or more~~

(a) Pole less than 25 years old, but Any pole rendered unfit for service by any cause not the fault of a joint owner including existing overloaded poles. (Revised April 2015)

(b) Pole requiring relocation for the benefit of all Members concerned

(c) Pole identified in authorized maintenance inspection program as unfit for service

(d) Pole requiring replacement for clearing of discovered existing General Order 95 infractions not the fault of any joint owner.

(e) Pole replaced prior to Form 2 and Form 48. Form 2 must be noted that this is a Priority Pole. Section 7.13 applies only if Form 2 is not issued within 45 days. (Revised March 2016)

Mutual benefit shall be understood to apply under this section as follows:

(a) Pole 25 years old or more, and rendered unfit for service by any cause not the fault of a joint owner including existing overloaded poles.

(b) Pole less than 25 years old, but rendered unfit for service by any cause not the fault of a joint owner including existing overloaded poles. (Revised April 2015)

(c) Pole requiring relocation for the benefit of all Members concerned

(d) Pole identified in authorized maintenance inspection program as unfit for service

(e) Pole requiring replacement for clearing of discovered existing General Order 95 infractions not the fault of any joint owner.

(f) Pole replaced prior to Form 2 and Form 48. Form 2 must be noted that this is a Priority Pole. Section 7.13 applies only if Form 2 is not issued within 45 days. (Revised March 2016)

Mutual benefit shall be understood to apply under this section as follows:

(a) Pole 25 years old or more, and rendered unfit for service under CPUC specifications defined in GO95 and not the fault of a joint owner.

(b) Pole less than 25 years old, but rendered unfit for service by any cause not the fault of a joint owner including existing overloaded poles. (Revised April 2015)

(c) Pole requiring relocation for the benefit of all Members concerned

(d) Pole identified in authorized maintenance inspection program as unfit for service

(e) Pole requiring replacement for clearing of discovered existing General Order 95 infractions not the fault of any joint owner.

(f) Pole replaced prior to Form 2 and Form 48. Form 2 must be noted that this is a Priority Pole. Section 7.13 applies only if Form 2 is not issued within 45 days. (Revised March 2016)

Bret Plaskey | Frontier Communications

Manager – Network Operations

Vendor Management – West OPCEN

9 South 4th Street

Redlands, CA 92373

O: 909-328-0435

bret.p.plaskey@ftr.com

Subject line: FULLJPANumber_FormName(s) Community

Only one email per JPA#

Document File size: 5MB maximum (?????)

AT&T CA Request: Pictures (?????)

Examples:

Subject line: U1254-5879548_F2 Los Angeles

Subject line: U6-7589_F7 Downey

Subject line: U1254-5879548_F2_F48 Los Angeles

Anali Spencer

From: Angela Pranata <angela@scjpc.net>
Sent: Friday, June 01, 2018 11:30 AM
To: Anali Spencer
Subject: FW: revised final form to match revised preliminary JP2
Attachments: image005.jpg; image006.jpg; image005.jpg; image006.jpg

Follow Up Flag: Follow up
Due By: Friday, June 08, 2018 8:00 AM
Flag Status: Flagged

Categories: IMPORTANT, MTG

Anali, please add/read below.

Angela Pranata
Manager of Operations
So. Ca. Joint Pole Committee
279 E Arrow Hwy, Suite 104
San Dimas, CA 91773
Ph: 909-599-3801 x203
Fax: 909-599-3825
angela@scjpc.net

-----Original Message-----

From: April DeBarge [<mailto:April.DeBarge@sce.com>]
Sent: Friday, June 01, 2018 11:07 AM
To: Maria Ortiz <Maria.Ortiz@cableeng.com>; Lupe Hernandez
(lupe.hernandez@cableeng.com) <lupe.hernandez@cableeng.com>
Cc: Angela Pranata (angela@scjpc.net) <angela@scjpc.net>; Kathleen Allen
(kathleen@scjpc.net) <kathleen@scjpc.net>; Gerald Brown <Gerald.Brown@sce.com>; Sherri Goetz
<Sherri.Goetz@sce.com>; Bryan Strong <Bryan.Strong@sce.com>
Subject: revised final form to match revised preliminary JP2

Hi Team.

Please add to the agenda for June's Routine discussion, I think. :)

1. When will the Final form be updated to reflect the header of the Preliminary form revision of 10/27/17?

a. I recall the topic coming up during our JP2 revision discussions, but I didn't see anything in the minutes.

2. We are transitioning to an electronic platform where we are using a proxy final as the preliminary (final fields are hidden until the billing stage) to alleviate manual typing.

3. With these 2 forms being different, we are at a roadblock.

a. Though the paper forms are beginning to come into our office from our planning organizations, we have not begun using the revised preliminary as part of our electronic process due to the difference in format between it and the final.

b. We would like to begin using the revised preliminary, as it contains pertinent information for the member, but the 2 forms don't match on the back end when preparing the final for billing.

Fields on Preliminary not on the final:

1. By Email
2. Est Const Start
3. Phone Number of Email
4. 5 fields for member codes

Fields on Final not on Preliminary:

1. Taxing instructions
2. 8 fields for member codes
3. Date Completed

[cid:image005.jpg@01D3F998.A7279250]

Billing No and Page

[cid:image006.jpg@01D3F998.A7279250]

april
Be Safe Always...

FINAL

AUTHORIZATION FOR JOINT POLE TRANSACTION

This authorization is in accordance with Joint Pole Agreement and Routine. The undersigned have agreed on joint work as specified below.

By
Telephone

Date
Completed

NOT ON PRELIMINARY

No. of
Pages 1 OF

J.P.
Auth. No.

APPROVED

TAXING INSTRUCTIONS

ACCOUNTING DATA

NOT ON PRELIMINARY

Proposed

Item
No.

LOCATION AND NATURE OF WORK

If not in accordance with Joint Pole agreement and routine, state below.

FORM 48

MEMORANDUM NOTICE OF JOINT POLE WORK
 IMPORTANT - Note correct Operation and provide details accurately.

FIELD USE: FORM 48 DATE PREPARED: 3/13/2018

JPA NUMBER: U1-256985

OFFICE USE: FORM 48 DATE SENT: 3/14/2018

JPA DATE SENT: 9/2/2017

U1-256985

UTILITY CODE

From: U1 Name: D.A.BOLT

Phone number: 310-259-8963

UTILITY CODE

To: U2 Name: WALKER

UTILITY CODE

To: _____ Name: _____

To: _____ Name: _____

To: _____ Name: _____

To: _____ Name: _____

To: _____ Name: _____

To: _____ Name: _____

To: _____ Name: _____

To: _____ Name: _____

To: _____ Name: _____

OPERATION No.

1. Change removal agreement.
2. Add item for hand-dig, **specify nature of conflict in remarks.**
3. Add item for topping a pole, **when not on JPA.**
4. Transfer has been completed.
5. Make your temporary attachments permanent on new pole.
6. Anchor has been installed/replaced; attachments should be made.
7. Our attachments have been removed; pole may be renumbered (**only applies to base owner**).
8. New pole location changed, specify nature of conflict and new location in remarks (**substructure conflict only**).
9. Our transfer has been completed; pole may be pulled (**i.e. MITC poles, alternative to wood poles**).
10. All work completed based on Form 7 dated: _____
11. Work completed **ONLY** on poles listed below.
12. Our work has been completed. **Must list poles below.**
13. Records only-Initiate billing (**purchase/relinquishment**).

POLE LEGEND:
 P = PULL
 PB = PULL BUTT
 T = TRANSPORT
 S = SALVAGE
 D = DISPOSE
 TN = TENANT

ANCHOR LEGEND:
 L = LOWER TOP
 U(XX) = UTILITY CODE (FOOTAGE CUT)
 SCZ = SAFETY CLEARANCE ZONE
 SOP = SECTION OF POLE
 AR = ANCHOR/ARM REMOVED
 AT = ANCHOR/ARM TRANSFERRED

Only required for changes to JPA

Utility Code				POLE CUT U(XX)	ADD Item #
PTD	PB	LTD	SOP		

J.P. Auth.		Pole No. (Required)	Operation No. (Required)	Utility Code				POLE CUT U(XX)	ADD Item #	Remarks/changes
Page No.	Line No.			PTD	PB	LTD	SOP			
1	4	1234U1	1	U2						
1	4	1234U1	3					U1(10)	1/2(1) 5C	
1	4	1234U1	9							
1	4	1234U1	12							
1	9	5678U1	2				U1		1/2(1) 9B	(Type reason here)
1	9	5678U1	6,12							
2	4	3456U1	1,12	U1			U2			
2	9	6543U1	12							

REMARKS: _____

Rule 7.11 & 7.14 Proposal (from Frontier)

Mutual benefit shall be understood to apply under this section as follows:

~~(a) Pole 25 years old or more~~

(a) ~~Pole less than 25 years old, but~~ Any pole rendered unfit for service by any cause not the fault of a joint owner including existing overloaded poles. (Revised April 2015)

(b) Pole requiring relocation for the benefit of all Members concerned

(c) Pole identified in authorized maintenance inspection program as unfit for service

(d) Pole requiring replacement for clearing of discovered existing General Order 95 infractions not the fault of any joint owner.

(e) Pole replaced prior to Form 2 and Form 48. Form 2 must be noted that this is a Priority Pole. Section 7.13 applies only if Form 2 is not issued within 45 days. (Revised March 2016)

Rule 7.3 Proposal (From Frontier)

This section provides for the replacement of a solely owned or a jointly owned pole, ~~less than 25 years old~~ for the sole benefit of an incoming Member or one joint owner. This section also applies to poles replaced due to damage caused by facilities of a joint owner and to all solely owned or jointly owned poles replaced for the sole benefit of Members having less than 20 consecutive years of Joint Pole Committee membership.

Email Guidelines for Forms

Subject line: **FULLJPANumber_FormName(s) Community**

Subject line: **FULLJPANumber FormName(s) Community**

Subject line for Tier 2 (or Tier 3): **FULLJPANumber FormName(s) Community T2 (or T3)**

(may use underscore or space for Subject line)

Community: From Page 1 Footer of the JPA.

Only one JPA# per email. (06/20/2018).

Total of all attached files size: 5MB maximum (note: if exceeds the size limit must split email to 'Email 1 of x', 'Email 2 of x', etc.).

Suggestions when size exceeds limit: Compress to zip file, resize the PDF, send PDF pictures instead of jpps.

LADWP: Max 10MB (6/20/2018)

AT&T CA Request: Pictures

Examples:

Subject line: U1254-5879548_F2 Los Angeles

Subject line: U6-7589_F7 Downey

Subject line: U1254-5879548_F2_F48 Los Angeles

Southern California Joint Pole Committee

279 E. Arrow Hwy., Suite 104
San Dimas, CA 91773
Phone (909) 599-3801

July 17, 2018

A meeting of the **Routine Revision Committee** took place on the above date, **at 9:00 a.m. at the Committee office. Those in attendance were:**

Ms. Maria Ortiz	XO Communication
Ms. Lupe Hernandez	Teleport Communications America, LLC
Mr. Wayne Brown	Southern California Edison
Ms. April DeBarge	Southern California Edison
Ms. Valerie Mitwasi	Southern California Edison
Mr. Bryan Strong	Southern California Edison
Ms. Manijeh Carmichael	AT&T California
Mr. Jeff Williams	City of Los Angeles
Mr. Ronald Schram	City Of Los Angeles
Mr. Johnny Trang	City Of Los Pasadena
Mr. Bret Plaskey	Frontier Communications
Mr. Earle Carrion	Crown Castle NG West Inc./NewPath/CA-CLEC LLC
Ms. Samantha Carrillo	Time Warner Cable
Ms. Lynn Prescott	Verizon Wireless
Mr. Dan Garden	MCI/Metro ATS/MCI Telecommunications
Ms. Angela Pranata	Committee Staff
Ms. Kathleen Allen	Committee Staff
Ms. Anali Spencer	Committee Staff

Those attending via teleconference were:

Ms. Alicia Smith	Sprint Nextel/Sprint Communications
Ms. Yvonne Johnson	AT&T Mobility
Ms. Shawn Henderson	T-Mobile USA
Ms. Kay Black	AT&T California
Ms. Mia Tran	Crown Castle NG West Inc./NewPath/CA-CLEC LLC
Ms. Linda McLean	Extenet Systems

Ms. Ortiz called the meeting to order at 9:00 a.m.

Agenda Item 1 – Review of prior month’s minutes - Ms. Ortiz opened the meeting by inquiring if there were any questions or concerns regarding the previous meetings minutes. There were no comments or concerns from any members.

Agenda Item 2 – Interpretation of Routine Handbook – Ms. Ortiz opened the discussion of members not returning signed copies of JPAs that have a Special Agreement, Section 1.2. Ms. DeBarge discussed this internally at Edison. Mr. Brown stated that Edison does not believe a list is required, but that the issue does need to be addressed. He gave an example of a 3 party pole in which one member has an 18.1D and the other member signed off. It is not fair for SCE to split the charge 50/50 with the member who agreed nor is it fair for SCE to be responsible for the extra cost. Ms. Carmichael suggested to escalate this right away to the representative. Ms. DeBarge stated that they notice this issue when it is at the typing stage. The typist will get a list to type, but Finals cannot be typed or typing completed because there is an 18.1D for the signature. Ms. Carmichael stated to deal with these JPAs on a one by one basis as to get a response right away versus putting the JPAs to the side, letting them pile up, and then sending out a huge list. Ms. DeBarge stated a new process is required because the current 18.1D process is not working for JPAs involving Section 1.2, and this is becoming an issue on a regular basis. Mr. Williams stated that a Section 1.2 requires prior approval. Ms. Carmichael stated that the members need to get approval before proceeding with the work. If the member starts the work then they take on the responsibility of the Section 1.2 costs. Ms. Hernandez stated that they will not start work until they get approval, especially from the powers. They follow up by email saying review is required. Mr. Brown stated that Section 1.2 does not say prior approval. Mr. Williams stated that “provided approval by affected member(s) is obtained therefor” is the statement requiring prior approval. Mr. Williams then stated that the other members can bill the JPA, but cannot charge for the Section 1.2. Mr. Williams has encountered times where they will approve a JPA, but when they receive the final there are things that were not there previously. Mr. Williams further stated that is why he suggests they go digital where everything is tracked and they cannot final bill until all is approved. Ms. DeBarge stated that Edison does not know about this until it becomes an issue. Mr. Williams stated that the follow up emails are very helpful in order to make sure Section 1.2’s get approved. Mr. Williams stated that there have been situations where they are discussing Section 1.2 charges with other members and when working together with the other members they can find better solutions.

The members discussed the use of cranes by Edison requiring Section 1.2 and how there is a charge on the Preliminary stating “not to exceed (amount).” Mr. Brown stated that he was working on getting a cost for cranes by the end of the second quarter, but has been unable to get one yet. He will get the cost by the next month’s Routine Revision Meeting to discuss as an authorized cost.

Mr. Brown stated that they are receiving copies back before the 45 days with Section 1.2 with an 18.1D instead of a signature. Mr. Williams requested that if Edison receives that from LADWP to inform him right away so it can be handled.

Ms. Ortiz will bring this up at tomorrow’s Administrative Board Meeting.

Mr. Williams reminded Ms. Ortiz to also to bring up that 18.1D is only for finals and even if it is after the 45 days to still sign the JPA and send it back.

Agenda Item 3 – Item 1597: Review of Routine Handbook Examples (5/19/2015) - Ms. Ortiz reopened the discussion on Review of Routine Handbook Examples.

Ms. Ortiz then inquired about the example for Section 8.2 from Mr. Brown. Mr. Brown has verbiage and it is being reviewed internally at Edison. He requested to table this for the next Routine Revision meeting.

Ms. Ortiz opened that the example for the Revised Form 48 with the SOP Column is on the Consent Calendar for tomorrow's Administrative Board Meeting.

Ms. Ortiz opened that there were only four examples that had Item 83. Example 2, Example 6, Example 23, and Example 28. Ms. Pranata explained that they would have to recreate the example on the new form. Ms. Ortiz stated that they would make this their homework and recreate the examples on the new form to include an A or B for Item 83.

Agenda Item 4 - Item 1609: JP Form and Timelines – Ms. Ortiz reopened the discussion on the Joint Pole forms and timelines. Mr. Brown still needs more time to research fees to add as additional Authorized Costs. The members agreed to table this item for the next Routine Revision Meeting.

Agenda Item 5 - Item 1620: Failure to Complete Pole Removal – Which is in conjunction to Item 1609. Ms. Ortiz inquired if there was any further discussion on this. The members agreed to table this item for the next Routine Revision Meeting.

Agenda Item 6 - Item 1626: Electronic Delivery of Forms – Ms. Ortiz opened this discussion on the electronic delivery of forms. Ms. DeBarge inquired how this is going for the other members. Ms. Hernandez stated that they are still getting emails with only the last 7 digits of the JPA number on the subject line from Edison. Ms. DeBarge requested that Ms. Hernandez forward these to her. Mr. Brown would like this to be a priority that they be named properly, especially because they are sending the Tier 3 JPAs.

Agenda Item 7 – Item 1654: 7.11(a) Replacement Due to Year Set vs. GO 95 (5/15/18) – Ms. Ortiz opened the discussion for Mr. Plaskey's proposal (see attached). Mr. Plaskey opened that last month everyone agreed to take this back to their leadership and discuss. Mr. Plaskey stated that Frontier is proposing to eliminate the 25 year rule from Sections 7.11 and 7.14. To remove (a) shift the remaining letters down and state effectively any pole rendered unfit for service, etc. He continued to express that the 25 year rule should also be removed from Section 7.3. He further stated that today the onus is on GO 95 and safety. Mr. Plaskey would like to continue to discuss and get suggestions from the other members. Mr. Plaskey stated that Frontier's resources are being spent on poles that are over 25 years old, but still pass GO 95. They have finite

resources and would like to allocate them to GO 95. Ms. Hernandez stated that she has not heard from her clients and internally they are requesting more specifics, for example shell thickness, so they can be guided in the right direction. Mr. Plaskey agreed to research this. Ms. Carmichael stated that this would require some kind of explanation to why a pole is being replaced. Mr. Plaskey explained that they are subsidizing other companies and not getting anything in return because of what is driving the replacement. Mr. Williams stated they are getting a new asset and that Mr. Plaskey needs to develop something else besides removing the 25 year rule.

The members discussed deterioration of poles and Mr. Plaskey then stated that each member may have a different standard of deterioration. Mr. Brown stated that Edison's assessors look at every pole. Their assessors do not focus on the year of the pole, but on the assessment of the pole. Mr. Williams then stated that they also need to build areas to new standards for safety.

Mr. Plaskey inquired if 51% of the vote was required in order to vote a change in the Routine Handbook. Ms. Pranata clarified that a 75% vote is required to make any changes.

Mr. Plaskey would like to close the gap of the 25 year rule being used to benefit another company at their expense. Mr. Garden stated they must show the need to change a pole. Mr. Williams stated they are able to allow pole loading at 100% because of the 25 year rule.

Ms. Hernandez stated that when they do JPAs for their clients, they pay to replace the pole that Frontier is the base owner on, and Frontier sharers in the PTD and their own transfer. Mr. Plaskey stated that any dollar spent is a dollar that can be spent somewhere else, and if something is not broken there is no need to fix it. Frontier would like to make the focus on safety. He stated that in the North the rule is 40 years and the difference is 2% from 25 to 40 years. Mr. Plaskey requested to keep this open for next month and that Frontier will brainstorm in order to find other solutions. Mr. Williams agreed, something besides removing the 25 year rule.

Agenda Item 8 – Revised Final Form to Match Revised Preliminary JP2 (SCE 6/1/18) – Ms. Ortiz opened the discussion to Ms. DeBarge's emailed questions (see attached). Ms. DeBarge sent a new email to Ms. Pranata today with an attached sample of their electronic Final to match the Preliminary Form 2 with proposed changes (see attached.) Ms. DeBarge explained to the members Edison's proposed changes to the Form 2. She stated they would like to add the estimated construction date (Est Const Date) instead of the page number in the middle of the page. She asked if they could remove the center page number because there is a page number already on the top left. They would also like to add a checkbox for the option of By Email. This sample also showed 8 columns for 8 different members. Mr. Brown stated that the addition of an estimated construction date is a truer reflection of when they will start work. The members then inquired if they could also get a copy of this electronic JPA to test it out as well. Ms. DeBarge stated they could once they finalize it. Mr. Plaskey inquired if Edison had started using this electronic Final yet and Ms. DeBarge stated that

they are at 85% use, but only internally. They are currently in pilot mode. Ms. Allen stated that the form has been approved, but the SCJPC office has not started electronic billing. Ms. DeBarge stated that the final will all be electronic until the time comes to print out a copy for the Red Bag. Ms. Williams inquired about how the other members will do mark ups and return with denials. Ms. DeBarge stated that the main goal is to make everything electronic including the marked up changes. Ms. DeBarge stated that on the Preliminary, areas are hidden until it is ready for the JPC office. Ms. Pranata stated that they would require the Bill No. and Page No. to be together. Ms. DeBarge stated that they require the page number on the left, but that they could do the page number on both the left and the right, under the bill number.

Agenda Item 9 - Miscellaneous Items –

- Ms. Ortiz opened the topic of CATV Pole tags at the request of Ms. Black. Ms. Black stated she had never seen TV on a pole tag before. Ms. Hernandez stated that after some research, it was found that poles with TV tags are Time Warner poles. Ms. Carrillo stated that Time Warner can retag the pole once they get the JPA. The members discussed adding a note to Section 20.1 about Tags with ‘CATV’, ‘VCTV’, and ‘TV’ the base owner is TWC (see attached). The members agreed that a JPA Alert should be created for this.
- Ms. Ortiz opened the topic of High Fire Tier 3 JPA’s with Antennas. Ms. Hernandez stated that they look at these JPA’s as soon as they get them. If there is an antenna on the pole, which involves a lot of jurisdictions, they will still have to issue a Form 7 for an additional 90 days and she was unsure how that would affect Edison. Mr. Brown stated he needs to take this back and discuss internally because he did not know they were issuing Tier 3 JPA’s for antenna poles. This will remain under Miscellaneous for the next month’s Routine Revision Meeting.
- Mr. Carrion inquired about if a JPA has been completed but not final billed because of pending JPA’s, and member has to issue a Form 9. Mr. Carrion wanted to know if it should be a Form 9 or a Form 7. Ms. Ortiz stated it has to be a Form 7 on the existing JPA because it has not billed yet. A Form 9 is for when the member is an owner already. Mr. Carrion stated that it is not their fault the JPA has not final billed. Ms. Hernandez stated that if a Form 9 is received she would have to research why they sent a Form 9, but if they sent a Form 7 is issued with a pending JPA no research is required. Mr. Carrion stated that they will have risers they need for a project that are not associated with the previous JPA. Ms. Hernandez stated that if they send a Form 9 and they are not an owner it will be returned. Ms. DeBarge stated that Edison has encountered similar situations and stated this also holds up their work. She further stated that the real issue is making sure everyone final bills their JPAs. Ms. Hernandez stated that there can be

many reasons why JPAs do not get final billed, but if a Form 9 is issued without the member being an owner it will be rejected, but if a Form 7 is issued with a pending JPA it will be accepted.

Agenda Item 10 – Review of Action items/JPA Alerts –

- Ms. Ortiz to remind the members at tomorrow’s Administrative Board Meeting to sign off on their JPAs, especially the Section 1.2 JPAs.
- Ms. Ortiz to create the Item 83 A/B examples using the new Form 2.
- Ms. DeBarge to work on the Final to match the Preliminary and will present at next month’s Routine Revision Meeting.

The Meeting adjourned at 11:04 a.m. until August 14, 2018.

Anali Spencer - Committee Staff

Forms/Subject	Current time frames	Proposed	Comments	Change?	Discussed date
Form 2	45 days You can start construction on 46th day (SCE can't change)	60 days	Member asked for extension and denied Definition of 45 day timeframe:	NO CHANGES NO CHANGES NO CHANGES NO CHANGES	
Timeline for CPUC From approved F2 to construction from Initiating member From construction complete to send Form 48	30 days			NO CHANGES	
Form 48 (notify member to facilitate transfer)	60 days construction	180 days by AT&T		Yes	1/17/2017
		PENALTY after 180 days with notice (?)		?	1/16/2018
	45 days billing			NO CHANGES	
Form 7	15 days	21 days? 30 days?	Leave it to 15 days	NO CHANGES	
Form 2 Final	not less than 45 and no more than 90 calendar days after sending the completed Form 48.		OK	NO CHANGES	
Failing to PTD (Burbank)		Additional AC for reimbursement	Need to discuss LTD/SOP	Pending	2/20/2018

1.0 PROCEDURE STATEMENT

The purpose of this procedure is to capture the process that all members of the Southern California Joint Pole Committee (SCJPC) will adhere to upon receiving a Form 48 notifying work has been completed.

2.0 ROLES AND RESPONSIBILITIES

2.1 All members of the SCJPC

3.0 PROCEDURE DETAIL

- 3.1 Upon completion of work by the initiating member, the initiating party shall have 60 days to notify all joint owners of work completion via Form 48 (or NJUNS).
- 3.2 Party responsible to Pull Transport and Dispose (PTD) shall have 180 days to remove pole.
 - 3.2.1 All members shall have 45 days to review and/or dispute the Form 48.
 - 3.2.2 Any member required to transfer prior to the pole being removed, must transfer and issue Form 48 to all parties within 60 days.
 - 3.2.3 Member responsible for the PTD must remove pole within 180 days of receiving Form 48 and must issue a Form 48 notifying all joint owners of work completion.

 *Process Ends*

- 3.3 Members failing to adhere to the 180 day process.
 - 3.3.1 Maybe subject to penalties
 - 3.3.2 Penalty to include actual cost for base owner to return to field to remove the buddy pole.
 - 3.3.3 Responsible party to PTD will be responsible for any fines/fees imposed by City or County agencies.

 *Process Ends*

3.4 Exceptions:

- 3.4.1 Priority 1 poles should be removed within 60 days of receiving Form 48.
- 3.4.2 High Fire, high wind poles should be removed within 120 days of receiving Form 48.
- 3.4.3 Penalty: Responsible party shall receive 10 days to remediate once penalty phase is imposed.
- 3.4.4 Form 48 maybe replaced by NJUNS, which case the above procedure detail will remain the same.

 *Process Ends*

DRAFT

Angela Pranata

From: April DeBarge <April.DeBarge@sce.com>
Sent: Monday, May 15, 2017 8:28 AM
To: laptop01@scjpc.net
Cc: Gerald Brown; Jessica Pearson
Subject: RE: adding member to JPA via F7
Attachments: Add member to JPA.XLSX

Here is another sample note we should add to the example. The majority of members added to the JPA are discovered at the signed copy level. I don't have a sample of that yet to share with the members.

	5		
	6		
	7		
U TO ASSUME U3PTD AND TRANSFER COSTS	8		
	9		
U3 UNAUTHORIZED - WILL PAY ALL TRANSFER AND P U COSTS	10		
	11		
	12		

april
Be Safe Always...

From: April DeBarge
Sent: Saturday, May 13, 2017 10:12 AM
To: 'laptop01@scjpc.net' <laptop01@scjpc.net>
Subject: FW: adding member to JPA via F7

Opsie – my laptop email address was incorrect.

april
Be Safe Always...

From: April DeBarge
Sent: Saturday, May 13, 2017 10:10 AM
To: 'laptop@scjpc.net' <laptop@scjpc.net>
Cc: Gerald Brown <Gerald.Brown@sce.com>; Jessica Pearson (Jessica.Pearson@sce.com) <Jessica.Pearson@sce.com>; Angela Pranata (angela@scjpc.net) <angela@scjpc.net>
Subject: adding member to JPA via F7

I haven't had a chance to delve off into the routine handbook verbiage, but thought we might want to take a look at what this would look like. It will be noted and stressed to all members that preliminary research is adequate so that members who are on the pole card are not carelessly overlooked.

Below (attached) is a JPA involving a replacement, but we would want to chat about purchase of interest also. Generally, purchase of interest JPAs don't bill within 45 days, so the same concept of "resent to include U3" could be used. **Jessica** – do you have a section 4 sample of a member being added?

- In the scenario below, it was discovered by U1 at the time of sending the F48 that U3 is now a joint owner; U3 JPA appears to have perhaps billed out of sequence.
- Instead of creating a revision, the 45 days is allotted for U3 and though U3 was not joint owner the date U1 JPA was prepared or originally sent, the rules of 7.13 will apply to that member only, meaning that U1 will assume all of U3's PTD and transfer costs, unless it can be proved the replacement did *not* take place prior to U3 being notified.

FINAL AUTHORIZATION FOR JOINT POLE TRANSACTION

BILL NO. _____

PAGE NO. **1 OF 1** This authorization is in accordance with Joint Pole Agreement and Routine. The undersigned have agreed on joint work as specified herein.

Date Prepared **1/8/2012** Resent to include U3 2/28/17 In Field By Telephone

Date Sent **1/18/2012** Confirming Agreement **1/11/2012** Date Completed _____ No. of Pages **1 OF 1** J.P. Auth. No. **E6059-4041874**

UTILITY	REPRESENTATIVE	DISTRICT-DIVISION-EXCHANGE	APPROVED	TAKING INSTRUCTIONS	ACCOUNTING DATA
U1	R BOULEY	VALENCIA	R BOULEY	VALENCIA	TD567101 700221
U2	S CAMPBELL	VALENCIA	MCDONALD	SANTA CLARITA	732-3P012JP-011
U3					

2	POLE NO.	Pole Break Hooker Ser	Year Set	Record				Proposed			Item No.	LOCATION AND NATURE OF WORK <small>If not in accordance with Joint Pole agreement and routine.</small>	
				Case Hooker Descri.	16KV U1	U2	U3	16KV U1	U2	U3			
	1059360E	50	55	FT 4	43-13	24-6 T24	24-1			PTD			E TO REPLACE PER SEC 7.11
	1059360E	55	12	FT H1						48-17	24-6	25-1	JESSIE ST E/S 490' S/O 3RD ST EXTD

U1 TO ASSUME U3 PTD AND TRANSFER COSTS

POLE LEGEND: L - LOWERTOP
P - PULL
PB - PULL BUTT
T - TRANSPORT
S - SALVAGE
C - CARRIER

ANCHOR LEGEND: L - LOWER TOP
C (N) - FOOTAGE OUT
SCZ - SAFETY CLEARANCE ZONE

Show Quantity of Items to be billed in the Column of _____

GEOGRAPHICAL LOCATION
SAN FERNANDO

FORM 46 2/28/2017

PAGE 1 (+)

Pole Number: 1059360E

Location: JESSIE ST E/S 490' S/O 3RD ST EXT

Latitude: - Class:

Longitude: -

Pole Height: 50 Top: 0.0

Year Set: 1955 Treatment: FT

City: SAN FERNANDO Code: -

Repl Pole #:

Removal/Relinquishment:

Member to remove pole or member relinquished:

Company	ANT	Grade & Space	Additional Info
E	-	16K 43-13	
FTR	-	24-6 T24	
HLA	-	24-1	

JPA Number: H735361607

Bill of Sale:

Pole BOS: Pole: 1059360E - 8/58: E BILL GT \$44 PLUS \$1.76 TAX: CNT12218
 9/13: E BILL H \$43; V2 BILL H \$47:

april
 Be Safe Always...

RESENT TO INCLUDE U3 2/3/16

AUTHORIZATION FOR JOINT POLE TRANSACTION

J.P. FORM 2-1 Preliminary 1/95

Date Prepared 1/7/2016

This authorization is in accordance with Joint Pole Agreement and Routine. The undersigned have agreed on joint work as specified hereon

COPY

Date Sent 1/24/2016, 2/3/2016; Confirming Agreement; In Field; By Telephone; Est. Const. Start; No. of Pages; J.P. Auth.No. U1XXXX-XXXXXXXX R01

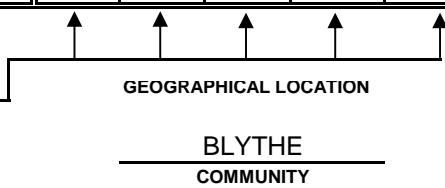
Table with columns: UTILITY, REPRESENTATIVE, DISTRICT-DIVISION-EXCHANGE, APPROVED, TAXING INSTRUCTIONS, ACCOUNTING DATA. Rows include U1, U2, and U3.

Main table with columns: POLE NO., Pole Length, Year Set, Pole Trt, Class, Anchor Direct, Record (12KV U1, U2, U3), Proposed (12KV U1, U2, U3), Item No., LOCATION AND NATURE OF WORK. Includes rows for pole 49301U1.

POLE LEGEND: L = LOWER TOP (Item 5E), C(XX) = FOOTAGE CUT, PB = PULL BUTT, SCZ = SAFETY CLEARANCE ZONE, T = TRANSPORT (Item 5B), S = SALVAGE, D = DISPOSE (Item 5D), TN = TENANT.

ANCHOR/ARM LEGEND: AR = ANCHOR/ARM REMOVED, AT = ANCHOR/ARM TRANSFERRED

Show Quantity of Items to be billed in the Column of Party to be Paid.



VP/J.P.-03 Rev. Jul 2013

Date Prepared 1/7/2016

This authorization is in accordance with Joint Pole Agreement and Routine. The undersigned have agreed on joint work as specified hereon

COPY

Date Sent **4/21/2016** / **2/6/2016** Confirming Agreement _____ In Field By Telephone Est. Const. Start _____ No. of Pages _____ J.P. Auth.No. U1XXXX-XXXXXXXX R01

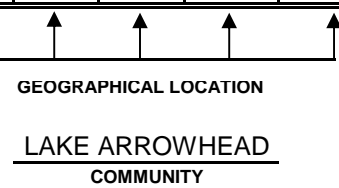
UTILITY	REPRESENTATIVE	DISTRICT-DIVISION-EXCHANGE	APPROVED	TAXING INSTRUCTIONS	ACCOUNTING DATA
U1	LARRY BENTON	ARROWHEAD	SEAN TUCKER	RIMFOREST	1234567
U2	D MEZA	REDLANDS	K TAYLOR	LAKE ARROWHEAD	789JP-1

POLE NO.	Pole Length Anchor Size	Year Set	Pole Trt Class Anchor Direct.	Record			Proposed			Item No.	LOCATION AND NATURE OF WORK If not in accordance with Joint Pole agreement and routine-state reasons.
				12KV U1	U2		12KV U1	U2			
											U1 TO REPLACE SEC 7.11 1
49301U1	50	49	FT	43-14	23-5		C-14	PTD			NPL CEDAR GLEN TRL 560' W/O N/E COR/O CEDAR GLEN 2
			CL2				1/2(1)			5C	3
											4
49301U1	60	14	FT				52-23	23-5			NPL CEDAR GLEN TRL 561' W/O N/E COR/O CEDAR GLEN 5
			H6								6
											U1 TO REPLACE SEC 7.13 7
49302U1	50	49	FT	43-11	26-8		PTD				NPL CEDAR GLEN TR 400' W/O N/E COR/O CEDAR GLEN 8
											9
49302U1	60	14	FT				52-20	26-8			NPL CEDAR GLEN TR 401' W/O N/E COR/O CEDAR GLEN 10
			H4								11
											12
											13

POLE LEGEND: L = LOWER TOP (Item 5E)
 P = PULL (Item 5A) C(XX) = FOOTAGE CUT
 PB = PULL BUTT SCZ = SAFETY CLEARANCE ZONE
 T = TRANSPORT (Item 5B)
 S = SALVAGE
 D = DISPOSE (Item 5D)
 TN = TENANT

ANCHOR/ARM LEGEND:
 AR = ANCHOR/ARM REMOVED
 AT = ANCHOR/ARM TRANSFERRED

Show Quantity of Items to be billed in the Column of Party to be Paid.



FORM 48

MEMORANDUM NOTICE OF JOINT POLE WORK
 IMPORTANT - Note correct Operation and provide details accurately.

FIELD USE: FORM 48 DATE PREPARED: 3/13/2018

JPA NUMBER: U1-256985

OFFICE USE: FORM 48 DATE SENT: 3/14/2018

JPA DATE SENT: 9/2/2017

U1-256985

UTILITY CODE

From: U1 Name: D.A.BOLT

Phone number: 310-259-8963

UTILITY CODE

To: U2 Name: WALKER

UTILITY CODE

To: _____ Name: _____

To: _____ Name: _____

To: _____ Name: _____

To: _____ Name: _____

To: _____ Name: _____

To: _____ Name: _____

To: _____ Name: _____

To: _____ Name: _____

To: _____ Name: _____

OPERATION No.

1. Change removal agreement.
2. Add item for hand-dig, **specify nature of conflict in remarks.**
3. Add item for topping a pole, **when not on JPA.**
4. Transfer has been completed.
5. Make your temporary attachments permanent on new pole.
6. Anchor has been installed/replaced; attachments should be made.
7. Our attachments have been removed; pole may be renumbered (**only applies to base owner**).
8. New pole location changed, specify nature of conflict and new location in remarks (**substructure conflict only**).
9. Our transfer has been completed; pole may be pulled (**i.e. MITC poles, alternative to wood poles**).
10. All work completed based on Form 7 dated: _____
11. Work completed **ONLY** on poles listed below.
12. Our work has been completed. **Must list poles below.**
13. Records only-Initiate billing (**purchase/relinquishment**).

POLE LEGEND:
 P = PULL
 PB = PULL BUTT
 T = TRANSPORT
 S = SALVAGE
 D = DISPOSE
 TN = TENANT

ANCHOR LEGEND:
 L = LOWER TOP
 U(XX) = UTILITY CODE (FOOTAGE CUT)
 SCZ = SAFETY CLEARANCE ZONE
 SOP = SECTION OF POLE
 AR = ANCHOR/ARM REMOVED
 AT = ANCHOR/ARM TRANSFERRED

Only required for changes to JPA

J.P. Auth.		Pole No. (Required)	Operation No. (Required)	Utility Code				HAND DIG	POLE CUT U(XX)	ADD Item #	Remarks/changes
Page No.	Line No.			PTD	PB	LTD	SOP				
1	4	1234U1	1	U2							
1	4	1234U1	3					U1(10)	1/2(1) 5C		
1	4	1234U1	9								
1	4	1234U1	12								
1	9	5678U1	2				U1		1/2(1) 9B	(Type reason here)	
1	9	5678U1	6,12								
2	4	3456U1	1,12	U1			U2				
2	9	6543U1	12								

REMARKS: _____

Email Guidelines for Forms

Subject line: **FULLJPANumber_FormName(s) Community**

Subject line: **FULLJPANumber FormName(s) Community**

Subject line for Tier 2 (or Tier 3): **FULLJPANumber FormName(s) Community T2 (or T3)**

(may use underscore or space for Subject line)

Community: From Page 1 Footer of the JPA.

Only one JPA# per email. (06/20/2018).

Total of all attached files size: 5MB maximum (note: if exceeds the size limit must split email to 'Email 1 of x', 'Email 2 of x', etc.).

Suggestions when size exceeds limit: Compress to zip file, resize the PDF, send PDF pictures instead of jpps.

LADWP: Max 10MB (6/20/2018)

AT&T CA Request: Pictures

Examples:

Subject line: U1254-5879548_F2 Los Angeles

Subject line: U6-7589_F7 Downey

Subject line: U1254-5879548_F2_F48 Los Angeles

Rule 7.11 & 7.14 Proposal (from Frontier)

Mutual benefit shall be understood to apply under this section as follows:

~~(a) Pole 25 years old or more~~

(a) Pole less than 25 years old, but Any pole rendered unfit for service by any cause not the fault of a joint owner including existing overloaded poles. (Revised April 2015)

(b) Pole requiring relocation for the benefit of all Members concerned

(c) Pole identified in authorized maintenance inspection program as unfit for service

(d) Pole requiring replacement for clearing of discovered existing General Order 95 infractions not the fault of any joint owner.

(e) Pole replaced prior to Form 2 and Form 48. Form 2 must be noted that this is a Priority Pole. Section 7.13 applies only if Form 2 is not issued within 45 days. (Revised March 2016)

Rule 7.3 Proposal (From Frontier)

This section provides for the replacement of a solely owned or a jointly owned pole, ~~less than 25 years old~~ for the sole benefit of an incoming Member or one joint owner. This section also applies to poles replaced due to damage caused by facilities of a joint owner and to all solely owned or jointly owned poles replaced for the sole benefit of Members having less than 20 consecutive years of Joint Pole Committee membership.

Anali Spencer

From: Angela Pranata <angela@scjpc.net>
Sent: Friday, June 01, 2018 11:30 AM
To: Anali Spencer
Subject: FW: revised final form to match revised preliminary JP2
Attachments: image005.jpg; image006.jpg; image005.jpg; image006.jpg

Follow Up Flag: Follow up
Due By: Friday, June 08, 2018 8:00 AM
Flag Status: Flagged

Categories: IMPORTANT, MTG

Anali, please add/read below.

Angela Pranata
Manager of Operations
So. Ca. Joint Pole Committee
279 E Arrow Hwy, Suite 104
San Dimas, CA 91773
Ph: 909-599-3801 x203
Fax: 909-599-3825
angela@scjpc.net

-----Original Message-----

From: April DeBarge [<mailto:April.DeBarge@sce.com>]
Sent: Friday, June 01, 2018 11:07 AM
To: Maria Ortiz <Maria.Ortiz@cableeng.com>; Lupe Hernandez
(lupe.hernandez@cableeng.com) <lupe.hernandez@cableeng.com>
Cc: Angela Pranata (angela@scjpc.net) <angela@scjpc.net>; Kathleen Allen
(kathleen@scjpc.net) <kathleen@scjpc.net>; Gerald Brown <Gerald.Brown@sce.com>; Sherri Goetz
<Sherri.Goetz@sce.com>; Bryan Strong <Bryan.Strong@sce.com>
Subject: revised final form to match revised preliminary JP2

Hi Team.

Please add to the agenda for June's Routine discussion, I think. :)

1. When will the Final form be updated to reflect the header of the Preliminary form revision of 10/27/17?

a. I recall the topic coming up during our JP2 revision discussions, but I didn't see anything in the minutes.

2. We are transitioning to an electronic platform where we are using a proxy final as the preliminary (final fields are hidden until the billing stage) to alleviate manual typing.

3. With these 2 forms being different, we are at a roadblock.

a. Though the paper forms are beginning to come into our office from our planning organizations, we have not begun using the revised preliminary as part of our electronic process due to the difference in format between it and the final.

b. We would like to begin using the revised preliminary, as it contains pertinent information for the member, but the 2 forms don't match on the back end when preparing the final for billing.

Fields on Preliminary not on the final:

1. By Email
2. Est Const Start
3. Phone Number of Email
4. 5 fields for member codes

Fields on Final not on Preliminary:

1. Taxing instructions
2. 8 fields for member codes
3. Date Completed

[cid:image005.jpg@01D3F998.A7279250]

Billing No and Page

[cid:image006.jpg@01D3F998.A7279250]

april
Be Safe Always...

FINAL

AUTHORIZATION FOR JOINT POLE TRANSACTION

This authorization is in accordance with Joint Pole Agreement and Routine. The undersigned have agreed on joint work as specified below.

By
Telephone

Date
Completed

NOT ON PRELIMINARY

No. of
Pages 1 OF

J.P.
Auth. No.

APPROVED

TAXING INSTRUCTIONS

ACCOUNTING DATA

NOT ON PRELIMINARY

Proposed

Item
No.

LOCATION AND NATURE OF WORK

If not in accordance with Joint Pole agreement and routine...

AUTHORIZATION FOR JOINT POLE TRANSACTION

J.P. FORM 2-1 Preliminary 1/95

Date Prepared 4/14/2018

This authorization is in accordance with Joint Pole Agreement and Routine. The undersigned have agreed on joint work as specified hereon.

Date Sent 4/16/2018

Confirming Agreement _____

In Field

By Telephone

Est. Const. Start _____

No. of Pages 1

J.P. Auth.No. U3-123-456

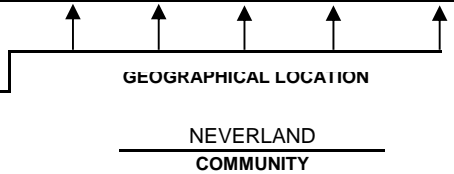
UTILITY	REPRESENTATIVE	DISTRICT-DIVISION-EXCHANGE	APPROVED	TAXING INSTRUCTIONS	ACCOUNTING DATA
U1	JONES	LOS ANGELES	JONES	LOS ANGELES	5577303
U2	JOHNSON	LOS ANGELES	JOHNSON	LOS ANGELES	A403
U3	SMITH	LOS ANGELES	SMITH	LOS ANGELES	12345

POLE NO.	Pole Length Anchor Size	Year Set	Record				Proposed				Item No.	LOCATION AND NATURE OF WORK If not in accordance with Joint Pole agreement and routine-state reasons.		
			Pole Trt Class Anchor Direct.	U1	U2		U1	U2	U3					
				L				L					U1 TO REPLACE POLE FOR BENEFIT OF U3 SEC 7.3, 10.8	1
1234U1	45	02	FT	39-9	24-6			PTD					DREAM RD S/S 212' W/O ONE WAY	2
			CL-3											3
								1	1		83A		U3 TO PAY U1 & U2 FOR TRANSFER	4
														5
5678U1	50		FT					43-13	23-5	24-1			DREAM RD S/S 211' W/O ONE WAY	6
			CL-3											7
														8
														9
														10
														11
														12
														13

POLE LEGEND: L = LOWER TOP (Item 5E)
 P = PULL (Item 5A) C(XX) = FOOTAGE CUT
 PB = PULL BUTT SCZ = SAFETY CLEARANCE ZONE
 T = TRANSPORT (Item 5B)
 S = SALVAGE
 D = DISPOSE (Item 5D)
 TN = TENANT

ANCHOR/ARM LEGEND:
 AR = ANCHOR/ARM REMOVED
 AT = ANCHOR/ARM TRANSFERRED

Show Quantity of Items to be billed in the Column of Party to be Paid.



VP/J.P.-03
 Rev. Jul 2013

20.1 Utility Codes and Pole Tag Letters

Utility	Date of Withdrawal	Date of Membership	Code	Pole Tag
ATC Outdoor DAS, LLC		(07/23/2010)	AMTAMT
Altrio Communications	(3/2005)	(08/16/2001)	ALTALT
AT&T California (SBC West; Pacific Bell)		(11/05/1907)		
L.A. Area			HLAH
So. Counties Area			HSOH
Central Counties Area – Inland Division			TT
Teleport Communications America, LLC			TCATCA
(AT&T Communications of California, Inc.		(06/19/1996)		
/ AT&T Local Services (TCG Los Angeles)		(08/15/1995)		
AT&T Mobility (AT&T Wireless; Cingular Wireless; L.A. Cellular)		(05/26/1993)	LACLAC
Burlington Northern Santa Fe Railway Co.	(02/08/99)	(09/16/1920)	SFSF
CA-CLEC LLC		(10/15/2008)	CCI	...CCI
City of Anaheim		(05/03/1930)	DD
City of Azusa		(12/03/1962)	MAMA
City of Banning (Reinstated 11/15/2006)	(01/01/98)	(03/08/1960)	COBCOB
City of Burbank		(01/31/1939)	BB
City of Colton		(05/21/1926)	FF
City of Glendale		(10/01/1923)	AA
City of Lompoc		(05/12/1954)	LLW	...LLW
Prefix added for each four-digit number series				A...LLW
City of Los Angeles		(12/31/1918)	M,ME, MGM
City of Los Angeles (Owens Valley) MV			MVV
City of Pasadena		(04/17/1922)	MPMP
City of Riverside		(08/25/1925)	JJ
City of Vernon (Reinstated 06/16/2004)	(01/14/00)	(04/15/1938)	VVP
Crown Castle NG West Inc.		(04/23/2003)	NGNG
ExTeNet Systems		(08/15/2007)	EXT	...EXT
Frontier Communications		(02/15/2012)	FTR	...FTR
(Verizon California, GTE California)		(09/16/1920)		
Golden State Water Company (So. Cal Water)		(05/11/1935)	SCWBV
L.A. County Metro Transit Authority	(02/08/99)	(09/27/1965)	CC
Mobilitie, LLC		(09/02/2015)	MOB	...MOB
MCI Metro/ATS		(09/16/1920)	ATSWU
MCI Telecommunications		(02/21/1990)	MCIMCI
M-Power Communications (ICG Telecom Group, Inc.)		(07/16/1996)	ICGICG
NewPath Networks		(08/15/2007)	NPN	...NPN
Nextel Communications (Merged with SPR)	(02/19/08)	(01/16/2002)	NEXNEX
Pacific Gas and Electric Company	(01/01/98)	(06/08/1966)	PGPG
Sierra Pacific Power Company	(11/24/97)	(01/01/1964)	PP
Southern California Edison Company		(10/10/1906)	EE
Experimental poles			E
Southern Pacific Transportation Company	(01/01/98)	(05/26/1908)	SPSP
Sprint Communications, L.P.		(02/18/2004)	FONFON
Sprint Nextel (Sprint PCS, Nextel Communications)		(01/14/1998)	SPRSPR
T Mobile USA (Cingular Wireless; Pacific Bell Mobile; MetroPCS)		(02/19/1997)	PBM	...PBM
Time Warner Cable (Adelphia; Comcast; Media One)		(01/14/1998)		
Zones 1-7 North			TWN	...TWC
Zones 8-12 South			TWS	...TWC

(NOTE: Tags with 'CATV', 'TV', 'VCTV' – base owner is TWC)

Utility	Date of Withdrawal	Date of Membership	Code	Pole Tag
Verizon California (GTE California)		(09/16/1920)	VZGT
Verizon Wireless (Air Touch Cellular)		(09/19/1990)	ATCATC
XO Communications (Nextlink California)		(07/15/1998)	NXTNXT

NOTE: Blank space indicates number in relation to code letters. (Revised April 2016).

Southern California Joint Pole Committee

279 E. Arrow Hwy., Suite 104
San Dimas, CA 91773
Phone (909) 599-3801

August 14, 2018

A meeting of the **Routine Revision Committee** took place on the above date, **at 9:03 a.m. at the Committee office. Those in attendance were:**

Ms. Maria Ortiz	XO Communication
Ms. Lupe Hernandez	Teleport Communications America, LLC
Mr. Wayne Brown	Southern California Edison
Ms. April DeBarge	Southern California Edison
Ms. Valerie Mitwasi	Southern California Edison
Mr. Bryan Strong	Southern California Edison
Ms. Manijeh Carmichael	AT&T California
Mr. Jeff Williams	City of Los Angeles
Mr. Ronald Schram	City Of Los Angeles
Mr. Johnny Trang	City Of Los Pasadena
Mr. Bret Plaskey	Frontier Communications
Mr. Earle Carrion	Crown Castle NG West Inc./NewPath/CA-CLEC LLC
Ms. Chrys Champlin	Crown Castle NG West Inc./NewPath/CA-CLEC LLC
Ms. Angela Pranata	————Committee Staff
Ms. Kathleen Allen	Committee Staff
Ms. Anali Spencer	Committee Staff

Those attending via teleconference were:

Ms. Alicia Smith	Sprint Nextel/Sprint Communications
Ms. Shawn Henderson	T-Mobile USA
Ms. Kay Black	AT&T California
Ms. Linda McLean	Extenet Systems
Mr. Alex Parra	City of Riverside
Ms. Samantha Carrillo	Time Warner Cable
Ms. Marcy Quayle	Extenet Systems

Ms. Ortiz called the meeting to order at 9:03 a.m.

Agenda Item 1 – Review of prior month’s minutes - Ms. Ortiz opened the meeting by inquiring if there were any questions or concerns regarding the previous meetings minutes. There were no comments or concerns from any members.

Agenda Item 2 – Interpretation of Routine Handbook – Ms. Ortiz opened the discussion of members not returning signed copies of JPAs that have a Special Agreement, Section 1.2. Ms. DeBarge stated that Edison is processing these internally and holding for a signed copy. They are no longer adjusting costs or lining out unless a member has denied charges for a valid reason. Ms. DeBarge stated that Edison is ok with removing this from the agenda and if required they will bring it back up.

Ms. Hernandez opened up the discussion to Section 9.3 regarding clearance poles. Ms. DeBarge inquired when to use Section 9.3 vs. Section 9.4. Ms. DeBarge stated that she wanted to confirm that Section 9.3 is not required and they will not get charged for PTD and transfers if Section 7.11 is stated. Ms. Allen confirmed that if it is a clear going to a joint they will not be charged PTD with a Section 7.11 only and that Section 9.4 does not need to be listed on there. Ms. DeBarge confirmed that they will not get charged for the PTD and transfers, only for the purchase of interest on that pole, and Ms. Allen confirmed. Ms. DeBarge then inquired when a Section 9.3 is to be used. Ms. Hernandez stated that a Section 9.3 is to remove the clearance and not be on record anymore. Pole is staying and they are removing the CLR from record. Mr. Williams stated that if they are replacing an inter set clearance attachment pole is not always constituted as a Section 7.11, a terminal, a splice, or a service attachment has to be on there. Ms. Hernandez inquired if a pole is being replaced under Section 9.4, but they are adding an anchor, will it need to be a Section 7.11 and now be joint? Mr. Williams stated that yes and also he had not mentioned risers as well. Mr. Brown inquired if it was any type of hardware being added. Mr. Williams stated that anything that they are using for structural or maintenance reasons must be joint. Ms. Hernandez wanted to know if there should be verbiage clarification or to just explain to their staff. She suggested to a note to Section 9.3 stating it should not be used on a replacement (see attached). Ms. Hernandez also stated that examples would also help. Ms. Ortiz stated they would create examples for Section 9.3/9.4 and wait for these to be completed before presenting the note added to Section 9.3.

Ms. Ortiz inquired if any other member had questions. Mr. Schram stated he had questions. He inquired from the members if they interpret Section 7.0 as stating that any joint owner can replace the pole regardless of ownership. Ms. Carmichael stated that any owner can make the proposition and maybe the other member will say that they will go ahead and replace it. Mr. Schram inquired if they are a joint owner that wants to replace the pole, could they replace it. Mr. Brown stated that Section 7.0 says it must be by agreement. Mr. Plaskey agreed that the replacement should be preferably made by the member maintaining a Class H Circuits, as stated in Section 7.0. Mr. Schram then inquired about Section 7.11 (a) a pole that is 25 years or more, could it be replaced under mutual benefit not requiring any of the other criteria's listed. The members agreed that currently yes. Mr. Schram then confirmed that if the pole does not meet any of the criteria's ~~listed-listen~~ under Section 7.11, then, another section will be required. Mr. Brown stated that a reason is required. Mr. Williams inquired if anyone else interprets the fact that a pole can be replaced only if it is 25 years

as different. Mr. Brown stated he interprets this differently, and that a pole should not be replaced only because it is 25 years old. Ms. Hernandez wanted to clarify that the pole replacements are not being replaced because they are 25 years old, but that there is something driving the replacement. Mr. Brown stated that if a member is replacing a pole only because it is 25 years then it is not valid. The other members agreed that as Section 7.11 is written that is valid to replace a pole only because it is 25 years or more. Ms. Carmichael asked why have the 25 years stated on there and not make it be any pole that is unfit for service. Mr. Brown agreed with Ms. Carmichael. Mr. Plaskey then stated that there is always a driver behind the replacements, but there are poles that are being replaced for the sole benefit of another member and though they are getting an asset, the cost to do all their transfers and work required should be by the member driving the change. Mr. Plaskey stated that the 25 year rule should not be used for upgrading. He gave the example of a power company wanting to upgrading circuits but not failing before the upgrade. He stated that if the pole is failing GO95 then they agree to replace the pole, but if the power company is trying to upgrade the circuits and the pole passes GO95 before the upgrade, but it is still being replaced because it is over 25 years old then they do not agree.

Ms. Smith inquired about Section 7.7 and Section 7.11 being used together. Ms. Ortiz stated that if there are multiple parties then yes they both get used together, but if it is a two party then only Section 7.7 gets used. Ms. Allen stated that if there is no Section 7.7 then this gets questioned and returned. Ms. Ortiz inquired what happens if there is both Section 7.7 and Section 7.11. Ms. Allen stated it will get billed as a Section 7.7.

Mr. Plaskey inquired about how would they bill a same hole set that was not placed as a same hole set. Mr. Williams stated that they use a Section 1.2. He suggested that they send a Form 7 to stop billing to the SCJPC. He explained to Mr. Plaskey to let the other member know that they can either reset the pole in the same hole or give them the Section 1.2 costs. Ms. DeBarge stated that when they see a Form 7 with the issue they will internally discuss whether they pay the Section 1.2 or place pole back in the same hole. Ms. Carmichael stated that they can stop the final bill before it is finalled. Ms. Ortiz stated that when they get the finals it is too late. Mr. Williams stated that the records have been updated and now a correction of records has to be done. Ms. DeBarge stated that they have a deadline to stop billing before finals. Edison and AT&T California get their final bills before the end of bill of sale, but the other members get copies after the bill of sale has closed. Mr. Williams stated this is why he suggests to send a Form 7 to stop billing right away. Mr. Plaskey stated to note all the charges on a Form 7 and send it to all parties and the SCJPC. The members agreed that this is correct.

Agenda Item 3 – Item 1597: Review of Routine Handbook Examples (5/19/2015) - Ms. Ortiz reopened the discussion on Review of Routine Handbook Examples.

Ms. Ortiz then inquired about the example for Section 8.2 from Mr. Brown. Mr. Brown was unable to attend the meeting in which he was going to

discuss the verbiage he has. He requested to table this for the next month's Routine Revision Meeting.

Ms. Ortiz opened to Example 2, Example 6, Example 23, and Example 28 to include an A or B for Item 83 (see attached). All the examples were typed on the new Form 2 with an updated date prepared/sent changed to 2018 as well (see attached). Ms. Ortiz stated that there were some examples that showed the nature of work on line one and two and she moved it all to line one. Also the examples that stated ALL for owner she changed to 100. She also changed any that had E JPA and pole numbers to stated U1, U2, etc. Mr. Williams stated that these will be updated for the 2019 Routine Handbook. Ms. Pranata inquired if the members would like her to email all the members in attendance the examples to review. The members agreed that they would like the examples emailed.

Ms. Ortiz stated that they will work on creating an Example for Section 9.3 and Section 9.4.

Agenda Item 4 - Item 1609: JP Form and Timelines – Ms. Ortiz reopened the discussion on the Joint Pole forms and timelines. Mr. Brown still needs more time to research fees to add as additional Authorized Costs. The members agreed to table this item for the next Routine Revision Meeting.

Agenda Item 5 - Item 1620: Failure to Complete Pole Removal – Which is in conjunction to Item 1609. Ms. Ortiz inquired if there was any further discussion on this. The members agreed to table this item for the next Routine Revision Meeting.

Agenda Item 6 - Item 1626: Electronic Delivery of Forms – Ms. Ortiz opened this discussion on the electronic delivery of forms. Ms. DeBarge reminded the members to continue to look for the emails regarding Section 1.2. She inquired how this is going for all the members. The members like it and this item is to remain open for any further concerns.

Agenda Item 7 – Item 1654: 7.11(a) Replacement Due to Year Set vs. GO 95 (5/15/18) – Ms. Ortiz opened the discussion for Mr. Plaskey's proposal. Mr. Plaskey stated that Frontier is working on language changes to take into account what everyone has discussed.

Agenda Item 8 – Revised Final Form to Match Revised Preliminary JP2 (SCE 6/1/18) – Ms. Ortiz opened the discussion to Ms. DeBarge's proposed excel form of the Form 2. Ms. DeBarge emailed a new copy with the proposed changes discussed at the last Routine Revision Meeting (see attached). Ms. DeBarge asked Ms. Pranata to unhide the hidden text to show the full Form 2. Ms. DeBarge inquired if it was ok to move the Bill No. to the right. The members were fine with this. Ms. Allen stated that there would not be enough room for all the account numbers. Ms. Pranata suggested two or more lines for the Bill No. Ms. Pranata confirmed if Ms. DeBarge was going to remove the Bill No. on the

left since SCE originally requested for it to be there. Ms. DeBarge stated it was no longer required on the left because the form will be electronic. The page number was moved to the left and updates on every page. She added Estimated Construction Start Date. Mr. Brown stated that the Estimated Construction Start Date would be closer to the actual time they will perform work. Ms. Ortiz requested the wording for the Date Completed and Estimated Construction Start Date be centered. The Date Completed will be white on the Preliminary and then be shown for the SCJPC use. When the member codes are added they will automatically populate into the columns ~~though out~~throughout the Form 2. At the bottom of the page for the Form 48, when a date is added, there is a formula that will automatically add the 45 days beneath. Ms. DeBarge then reviewed page 2. She removed the page number from the middle of the page and moved it to the left. Mr. Brown inquired if there will be multiple page 2's where they will use for the different billing codes. Ms. Allen stated that they do not have that yet and Ms. DeBarge stated that they are currently working on joints only. Ms. DeBarge stated that the pages for the multiple accounts are created strictly at the SCJPC and will not affect the Preliminary copy. Mr. Brown inquired if there could be a drop down for the different KV's. Ms. Carmichael stated that it would become complicated for when the voltage changes for the different poles and it should remain a free field to type. Ms. Pranata stated that the legend on the JPA had to be updated to the current form that is on the SCJPC website. Ms. Carmichael suggested the box sizes be adjusted to have more space for the Representative area vs. the District/Division/Exchange box which does not require as much room. Ms. DeBarge will make the changes discussed and bring it back to review at the next month's Routine Revision Meeting.

Mr. Brown inquired about the approved which normally requires an initial with print if it is not a signature. He wanted to know how they would perform that on the electronic form. Ms. Ortiz stated that he could do the initials electronically.

Agenda Item 9 - Miscellaneous Items –

- Ms. Ortiz opened the topic of Tier 3 High Fire JPA's with Antennas. Mr. Brown was going to discuss this internally to see how they were to handle these JPA's or if they should even be any Tier 3 with Antennas. Ms. Hernandez stated that the issue now is that the Tier 3 poles require review within 15 days, but antenna replacements require jurisdiction review and take time making them unable to respond within 15 days. At this time, a Form 7 requesting a 90 day review is completed and sent. Mr. Strong inquired if it typically takes 3 months. Ms. Hernandez stated that sometimes they are able to get it done within 90 days, but it usually depends on the city. Mr. Williams stated that if it is the cities that are holding things up, then Edison should be informed, because they can use that if they go passed the timelines. Mr. Strong would like to do a follow up discussion in regards to this.

- Ms. Pranata inquired if she should bring the topic about pole inspections here or at the Operating Meeting. Ms. Ortiz stated it was to be discussed in the Routine Revision Meeting. Ms. Allen asked if it was their responsibility at the SCJPC to review the amounts. She noticed that of the ones she reviewed the dollar amounts are incorrect (see attached). Ms. Allen inquired if the members are reviewing the amounts. Ms. Ortiz stated that she had only checked the pole count and the not the amounts, but that it should not be on the SCJPC to check the amounts. Ms. Allen also found some where they had already been billed in January 2018. She also inquired if a combined refund for inspections and tags is ok. The members agreed that a combined refund is fine. Ms. Pranata stated for pole inspections, they have to go in to each record and manually remove the previous inspected information, and then type in the refund information. Ms. Pranata inquired if they would like these to be processed all in one month or if they can be processed in multiple months. Ms. Ortiz stated that she would check the monies on their inspection JPA's and not to worry about them. Ms. Hernandez stated they should return all 17 inspection JPA's requesting that they confirm the amounts are correct. Ms. Allen stated that she has done that in the past and it has not worked and she ended up checking everything and submitting, instead of wasting time going back and forth. Mr. Brown stated he met with Mr. Rackleff and he asked if they could schedule a meeting together with Ms. Pranata and Ms. Allen. This way Mr. Brown can help explain. Ms. Pranata stated that Mr. Rackleff had requested how to do a Correction of Records and she referred him back to Mr. Brown and Ms. DeBarge. Mr. Strong proposed a meeting with the SCJPC together with Mr. Rackleff and Mr. Brown so they review the inspection JPAs and explain the issues at hand. He stated to not review the remaining Inspection JPAs until they take time to meet and find a way to facilitate the lack of understanding so Edison can take these back and resubmit.
- Ms. Allen had a JPA inquiry (see attached). For a 3 party multi JPA the record showed Guy/L-Guy and an unauthorized attachment at (22-1). She inquired who was to bill the 1', if was the base owner. Mr. Brown stated that it all depended on whose space the unauthorized attachment was in. Ms. Pranata asked if it should be ½ and ½ because it is 50/50 and the members agreed that this was correct.

Agenda Item 10 – Review of Action items/JPA Alerts –

- Ms. Ortiz to work on an example for Section 9.3 and 9.4 with a Section 7.7.
- Ms. Pranata is to email the revised examples to all the members that attended today's Routine Revision Meeting.
- SCE is going to discuss internally Tier 3 JPA's with the antennas and if they have an answer before the next month's Routine Revision

Routine Revision – August 14, 2018

Meeting they will discuss it with XO Communications wireless department.

- SCE is going to set up a meeting with Ms. Pranata and Ms. Allen to discuss the correction of records for the Inspection JPAs.
- Ms. DeBarge is going to revise her electronic Form 2 and bring it back to discuss at the next month's Routine Revision Meeting.

The Meeting adjourned at 11:15 a.m. until September 18, 2018.

Anali Spencer - Committee Staff

Forms/Subject	Current time frames	Proposed	Comments	Change?	Discussed date
Form 2	45 days You can start construction on 46th day (SCE can't change)	60 days	Member asked for extension and denied Definition of 45 day timeframe:	NO CHANGES NO CHANGES NO CHANGES NO CHANGES	
Timeline for CPUC From approved F2 to construction from Initiating member From construction complete to send Form 48	30 days			NO CHANGES	
Form 48 (notify member to facilitate transfer)	60 days construction	180 days by AT&T		Yes	1/17/2017
		PENALTY after 180 days with notice (?)		?	1/16/2018
	45 days billing			NO CHANGES	
Form 7	15 days	21 days? 30 days?	Leave it to 15 days	NO CHANGES	
Form 2 Final	not less than 45 and no more than 90 calendar days after sending the completed Form 48.		OK	NO CHANGES	
Failing to PTD (Burbank)		Additional AC for reimbursement	Need to discuss LTD/SOP	Pending	2/20/2018

1.0 PROCEDURE STATEMENT

The purpose of this procedure is to capture the process that all members of the Southern California Joint Pole Committee (SCJPC) will adhere to upon receiving a Form 48 notifying work has been completed.

2.0 ROLES AND RESPONSIBILITIES

2.1 All members of the SCJPC

3.0 PROCEDURE DETAIL

- 3.1 Upon completion of work by the initiating member, the initiating party shall have 60 days to notify all joint owners of work completion via Form 48 (or NJUNS).
- 3.2 Party responsible to Pull Transport and Dispose (PTD) shall have 180 days to remove pole.
 - 3.2.1 All members shall have 45 days to review and/or dispute the Form 48.
 - 3.2.2 Any member required to transfer prior to the pole being removed, must transfer and issue Form 48 to all parties within 60 days.
 - 3.2.3 Member responsible for the PTD must remove pole within 180 days of receiving Form 48 and must issue a Form 48 notifying all joint owners of work completion.

 *Process Ends*

- 3.3 Members failing to adhere to the 180 day process.
 - 3.3.1 Maybe subject to penalties
 - 3.3.2 Penalty to include actual cost for base owner to return to field to remove the buddy pole.
 - 3.3.3 Responsible party to PTD will be responsible for any fines/fees imposed by City or County agencies.

 *Process Ends*

3.4 Exceptions:

- 3.4.1 Priority 1 poles should be removed within 60 days of receiving Form 48.
- 3.4.2 High Fire, high wind poles should be removed within 120 days of receiving Form 48.
- 3.4.3 Penalty: Responsible party shall receive 10 days to remediate once penalty phase is imposed.
- 3.4.4 Form 48 maybe replaced by NJUNS, which case the above procedure detail will remain the same.

 *Process Ends*

DRAFT

Angela Pranata

From: April DeBarge <April.DeBarge@sce.com>
Sent: Monday, May 15, 2017 8:28 AM
To: laptop01@scjpc.net
Cc: Gerald Brown; Jessica Pearson
Subject: RE: adding member to JPA via F7
Attachments: Add member to JPA.XLSX

Here is another sample note we should add to the example. The majority of members added to the JPA are discovered at the signed copy level. I don't have a sample of that yet to share with the members.

	5	
	6	
	7	
U TO ASSUME U3PTD AND TRANSFER COSTS	8	
	9	
U3 UNAUTHORIZED - WILL PAY ALL TRANSFER AND P U COSTS	10	
	11	
	12	

april
Be Safe Always...

From: April DeBarge
Sent: Saturday, May 13, 2017 10:12 AM
To: 'laptop01@scjpc.net' <laptop01@scjpc.net>
Subject: FW: adding member to JPA via F7

Opsie – my laptop email address was incorrect.

april
Be Safe Always...

From: April DeBarge
Sent: Saturday, May 13, 2017 10:10 AM
To: 'laptop@scjpc.net' <laptop@scjpc.net>
Cc: Gerald Brown <Gerald.Brown@sce.com>; Jessica Pearson (Jessica.Pearson@sce.com) <Jessica.Pearson@sce.com>; Angela Pranata (angela@scjpc.net) <angela@scjpc.net>
Subject: adding member to JPA via F7

I haven't had a chance to delve off into the routine handbook verbiage, but thought we might want to take a look at what this would look like. It will be noted and stressed to all members that preliminary research is adequate so that members who are on the pole card are not carelessly overlooked.

Below (attached) is a JPA involving a replacement, but we would want to chat about purchase of interest also. Generally, purchase of interest JPAs don't bill within 45 days, so the same concept of "resent to include U3" could be used. **Jessica** – do you have a section 4 sample of a member being added?

- In the scenario below, it was discovered by U1 at the time of sending the F48 that U3 is now a joint owner; U3 JPA appears to have perhaps billed out of sequence.
- Instead of creating a revision, the 45 days is allotted for U3 and though U3 was not joint owner the date U1 JPA was prepared or originally sent, the rules of 7.13 will apply to that member only, meaning that U1 will assume all of U3's PTD and transfer costs, unless it can be proved the replacement did *not* take place prior to U3 being notified.

FINAL AUTHORIZATION FOR JOINT POLE TRANSACTION

BILL NO. _____

PAGE NO. **1 OF 1** This authorization is in accordance with Joint Pole Agreement and Routine. The undersigned have agreed on joint work as specified herein.

Date Prepared **1/8/2012** Resent to include U3 2/28/17 In Field By Telephone

Date Sent **1/18/2012** Confirming Agreement **1/11/2012** Date Completed _____ No. of Pages **1 OF 1** J.P. Auth. No. **E6059-4041874**

UTILITY	REPRESENTATIVE	DISTRICT-DIVISION-EXCHANGE	APPROVED	TAKING INSTRUCTIONS	ACCOUNTING DATA
U1	R BOULEY	VALENCIA	R BOULEY	VALENCIA	TD567101 700221
U2	S CAMPBELL	VALENCIA	MCDONALD	SANTA CLARITA	732-3P012JP-011
U3					

POLE NO.	Pole Break Hooker Ser	Year Set	Record				Proposed			Item No.	LOCATION AND NATURE OF WORK <small>If not in accordance with Joint Pole agreement and routine.</small>	
			16KV Hooker Descri.	U1	U2	U3	16KV U1	U2	U3			
1059360E	50	55	FT 4	43-13	24-6 T24	24-1			PTD		E TO REPLACE PER SEC 7.11 JESSIE ST E/S 490' S/O 3RD ST EXTD	
1059360E	55	12	FT H1						48-17	24-6	25-1	JESSIE ST E/S 489' S/O 3RD ST EXTD

U1 TO ASSUME U3 PTD AND TRANSFER COSTS

POLE LEGEND: L - LOWERTOP
P - PULL
PB - PULL BUTT
T - TRANSPORT
S - SALVAGE
C - CAPPING

ANCHOR LEGEND: L - LOWER TOP
C (X) - FOOTAGE CUT
SCZ - SAFETY CLEARANCE ZONE

Show Quantity of Items to be billed in the Column of _____

GEOGRAPHICAL LOCATION
SAN FERNANDO

FORM 48 2/28/2017

PAGE 1 (+)

Pole Number: 1059360E

Location: JESSIE ST E/S 490' S/O 3RD ST EXT

Latitude: - Class:

Longitude: -

Pole Height: 50 Top: 0.0

Year Set: 1955 Treatment: FT

City: SAN FERNANDO Code: -

Repl Pole #:

Removal/Relinquishment:

Member to remove pole or member relinquished:

Company	ANT	Grade & Space	Additional Info
E	-	16K 43-13	
FTR	-	24-6 T24	
HLA	-	24-1	

JPA Number: H735361607

Bill of Sale:

Pole BOS: Pole: 1059360E - 8/58: E BILL GT \$44 PLUS \$1.76 TAX: CNT12218
 9/13: E BILL H \$43; V2 BILL H \$47:

april
 Be Safe Always...

Date Prepared 1/7/2016

This authorization is in accordance with Joint Pole Agreement and Routine. The undersigned have agreed on joint work as specified hereon

COPY

Date Sent 1/24/2016
 Confirmed Agreement 2/3/2016

In Field By Telephone Est. Const. Start _____

No. of Pages _____ J.P. Auth.No. U1XXXX-XXXXXXXX R01

UTILITY	REPRESENTATIVE	DISTRICT-DIVISION-EXCHANGE	APPROVED	TAXING INSTRUCTIONS	ACCOUNTING DATA
U1	LARRY BENTON	BLYTHE	SEAN TUCKER	CITY OF VISALIA	1234567
U2	AL WYMER	BLYTHE	STEPHEN PEBLEY	BLYTHE	789JP-1
U3	FELIPE STORY	BLYTHE	JOHN HERNANDEZ	BLYTHE	56789

POLE NO.	Pole Length Anchor Size	Year Set	Pole Trt Class Anchor Direct.	Record			Proposed			Item No.	LOCATION AND NATURE OF WORK If not in accordance with Joint Pole agreement and routine-state reasons.	
				12KV U1	U2	U3	12KV U1	U2	U3			
49301U1	45	54	BT		22	23	C-15	PTD			2500 E 275' S N/W COR/O SEC 2 T9S R21E	2
							1/3(1)		5C			3
												4
												5
49301U1	45	15	FT				39-10	22-1	23-1		1160' N/O 4TH ST 105' W/O SUNSET WAY	6
			CL4				21-3				LOCATION CHANGE	7
												8
												9
												10
											U1 TO ASSUME ALL PTD/TRANSFER CHARGES FOR U3 IF WORK HAS BEEN COMPLETED PRIOR TO SENDING JPA TO U3	11
												12
												13

POLE LEGEND: L = LOWER TOP (Item 5E)
 P = PULL (Item 5A) C(XX) = FOOTAGE CUT
 PB = PULL BUTT SCZ = SAFETY CLEARANCE ZONE
 T = TRANSPORT (Item 5B)
 S = SALVAGE
 D = DISPOSE (Item 5D)
 TN = TENANT

ANCHOR/ARM LEGEND:
 AR = ANCHOR/ARM REMOVED
 AT = ANCHOR/ARM TRANSFERRED

Show Quantity of Items to be billed in the Column of Party to be Paid.

GEOGRAPHICAL LOCATION

BLYTHE
 COMMUNITY

Date Prepared 1/7/2016

This authorization is in accordance with Joint Pole Agreement and Routine. The undersigned have agreed on joint work as specified hereon

COPY

Date Sent **4/21/2016** / **2/6/2016** Confirming Agreement _____ In Field By Telephone Est. Const. Start _____ No. of Pages _____ J.P. Auth.No. U1XXXX-XXXXXXXX R01

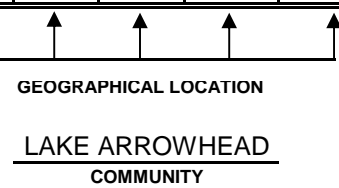
UTILITY	REPRESENTATIVE	DISTRICT-DIVISION-EXCHANGE	APPROVED	TAXING INSTRUCTIONS	ACCOUNTING DATA
U1	LARRY BENTON	ARROWHEAD	SEAN TUCKER	RIMFOREST	1234567
U2	D MEZA	REDLANDS	K TAYLOR	LAKE ARROWHEAD	789JP-1

POLE NO.	Pole Length Anchor Size	Year Set	Pole Trt Class Anchor Direct.	Record			Proposed			Item No.	LOCATION AND NATURE OF WORK If not in accordance with Joint Pole agreement and routine-state reasons.
				12KV U1	U2		12KV U1	U2			
											U1 TO REPLACE SEC 7.11 1
49301U1	50	49	FT	43-14	23-5		C-14	PTD			NPL CEDAR GLEN TRL 560' W/O N/E COR/O CEDAR GLEN 2
			CL2				1/2(1)			5C	3
											4
49301U1	60	14	FT				52-23	23-5			NPL CEDAR GLEN TRL 561' W/O N/E COR/O CEDAR GLEN 5
			H6								6
											U1 TO REPLACE SEC 7.13 7
49302U1	50	49	FT	43-11	26-8		PTD				NPL CEDAR GLEN TR 400' W/O N/E COR/O CEDAR GLEN 8
											9
49302U1	60	14	FT				52-20	26-8			NPL CEDAR GLEN TR 401' W/O N/E COR/O CEDAR GLEN 10
			H4								11
											12
											13

POLE LEGEND: L = LOWER TOP (Item 5E)
 P = PULL (Item 5A) C(XX) = FOOTAGE CUT
 PB = PULL BUTT SCZ = SAFETY CLEARANCE ZONE
 T = TRANSPORT (Item 5B)
 S = SALVAGE
 D = DISPOSE (Item 5D)
 TN = TENANT

ANCHOR/ARM LEGEND:
 AR = ANCHOR/ARM REMOVED
 AT = ANCHOR/ARM TRANSFERRED

Show Quantity of Items to be billed in the Column of Party to be Paid.



Rule 7.11 & 7.14 Proposal (from Frontier)

Mutual benefit shall be understood to apply under this section as follows:

~~(a) Pole 25 years old or more~~

(a) Pole less than 25 years old, but Any pole rendered unfit for service by any cause not the fault of a joint owner including existing overloaded poles. (Revised April 2015)

(b) Pole requiring relocation for the benefit of all Members concerned

(c) Pole identified in authorized maintenance inspection program as unfit for service

(d) Pole requiring replacement for clearing of discovered existing General Order 95 infractions not the fault of any joint owner.

(e) Pole replaced prior to Form 2 and Form 48. Form 2 must be noted that this is a Priority Pole. Section 7.13 applies only if Form 2 is not issued within 45 days. (Revised March 2016)

Rule 7.3 Proposal (From Frontier)

This section provides for the replacement of a solely owned or a jointly owned pole, ~~less than 25 years old~~ for the sole benefit of an incoming Member or one joint owner. This section also applies to poles replaced due to damage caused by facilities of a joint owner and to all solely owned or jointly owned poles replaced for the sole benefit of Members having less than 20 consecutive years of Joint Pole Committee membership.

Anali Spencer

From: Angela Pranata <angela@scjpc.net>
Sent: Friday, June 01, 2018 11:30 AM
To: Anali Spencer
Subject: FW: revised final form to match revised preliminary JP2
Attachments: image005.jpg; image006.jpg; image005.jpg; image006.jpg

Follow Up Flag: Follow up
Due By: Friday, June 08, 2018 8:00 AM
Flag Status: Flagged

Categories: IMPORTANT, MTG

Anali, please add/read below.

Angela Pranata
Manager of Operations
So. Ca. Joint Pole Committee
279 E Arrow Hwy, Suite 104
San Dimas, CA 91773
Ph: 909-599-3801 x203
Fax: 909-599-3825
angela@scjpc.net

-----Original Message-----

From: April DeBarge [<mailto:April.DeBarge@sce.com>]
Sent: Friday, June 01, 2018 11:07 AM
To: Maria Ortiz <Maria.Ortiz@cableeng.com>; Lupe Hernandez
(lupe.hernandez@cableeng.com) <lupe.hernandez@cableeng.com>
Cc: Angela Pranata (angela@scjpc.net) <angela@scjpc.net>; Kathleen Allen
(kathleen@scjpc.net) <kathleen@scjpc.net>; Gerald Brown <Gerald.Brown@sce.com>; Sherri Goetz
<Sherri.Goetz@sce.com>; Bryan Strong <Bryan.Strong@sce.com>
Subject: revised final form to match revised preliminary JP2

Hi Team.

Please add to the agenda for June's Routine discussion, I think. :)

1. When will the Final form be updated to reflect the header of the Preliminary form revision of 10/27/17?

a. I recall the topic coming up during our JP2 revision discussions, but I didn't see anything in the minutes.

2. We are transitioning to an electronic platform where we are using a proxy final as the preliminary (final fields are hidden until the billing stage) to alleviate manual typing.

3. With these 2 forms being different, we are at a roadblock.

a. Though the paper forms are beginning to come into our office from our planning organizations, we have not begun using the revised preliminary as part of our electronic process due to the difference in format between it and the final.

b. We would like to begin using the revised preliminary, as it contains pertinent information for the member, but the 2 forms don't match on the back end when preparing the final for billing.

Fields on Preliminary not on the final:

1. By Email
2. Est Const Start
3. Phone Number of Email
4. 5 fields for member codes

Fields on Final not on Preliminary:

1. Taxing instructions
2. 8 fields for member codes
3. Date Completed

[cid:image005.jpg@01D3F998.A7279250]

Billing No and Page

[cid:image006.jpg@01D3F998.A7279250]

april
Be Safe Always...

FINAL

AUTHORIZATION FOR JOINT POLE TRANSACTION

This authorization is in accordance with Joint Pole Agreement and Routine. The undersigned have agreed on joint work as specified below.

By
Telephone

Date
Completed

NOT ON PRELIMINARY

No. of
Pages 1 OF

J.P.
Auth. No.

APPROVED

TAXING INSTRUCTIONS

ACCOUNTING DATA

NOT ON PRELIMINARY

Proposed

Item
No.

LOCATION AND NATURE OF WORK

If not in accordance with Joint Pole agreement and routine...

AUTHORIZATION FOR JOINT POLE TRANSACTION

J.P. FORM 2-1 Preliminary 1/95

Date Prepared 4/14/2018

This authorization is in accordance with Joint Pole Agreement and Routine. The undersigned have agreed on joint work as specified hereon.

Date Sent 4/16/2018

Confirming Agreement _____

In Field

By Telephone

Est. Const. Start _____

No. of Pages 1

J.P. Auth.No. U3-123-456

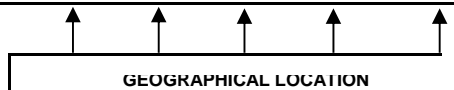
UTILITY	REPRESENTATIVE	DISTRICT-DIVISION-EXCHANGE	APPROVED	TAXING INSTRUCTIONS	ACCOUNTING DATA
U1	JONES	LOS ANGELES	JONES	LOS ANGELES	5577303
U2	JOHNSON	LOS ANGELES	JOHNSON	LOS ANGELES	A403
U3	SMITH	LOS ANGELES	SMITH	LOS ANGELES	12345

POLE NO.	Pole Length Anchor Size	Year Set	Record				Proposed				Item No.	LOCATION AND NATURE OF WORK If not in accordance with Joint Pole agreement and routine-state reasons.
			Pole Trt				Pole Trt					
			Class	U1	U2		U1	U2	U3			
			Anchor Direct.	U1	U2			U1	U2	U3		
				L				L				U1 TO REPLACE POLE FOR BENEFIT OF U3 SEC 7.3, 10.8 1
1234U1	45	02	FT	39-9	24-6			PTD				DREAM RD S/S 212' W/O ONE WAY 2
			CL-3									3
								1	1		83A	U3 TO PAY U1 & U2 FOR TRANSFER 4
												5
5678U1	50		FT					43-13	23-5	24-1		DREAM RD S/S 211' W/O ONE WAY 6
			CL-3									7
												8
												9
												10
												11
												12
												13

POLE LEGEND: L = LOWER TOP (Item 5E)
 P = PULL (Item 5A) C(XX) = FOOTAGE CUT
 PB = PULL BUTT SCZ = SAFETY CLEARANCE ZONE
 T = TRANSPORT (Item 5B)
 S = SALVAGE
 D = DISPOSE (Item 5D)
 TN = TENANT

ANCHOR/ARM LEGEND:
 AR = ANCHOR/ARM REMOVED
 AT = ANCHOR/ARM TRANSFERRED

Show Quantity of Items to be billed in the Column of Party to be Paid.



NEVERLAND
 COMMUNITY

VP/J.P.-03
 Rev. Jul 2013

9.3 Removal of Clearance Attachment

Member desiring to remove recorded clearance attachment shall issue Joint Pole Authorization to clear pole from record. **Note: not to be used on a replacement (08/14/2018 – LH/MO to make an example).**

AUTHORIZATION FOR JOINT POLE TRANSACTION

J.P. FORM 2-1 Preliminary 1/95

This authorization is in accordance with Joint Pole Agreement and Routine. The undersigned have agreed on joint work as specified hereon.

Date Prepared 1/1/2018 Date Sent 1/5/2018 Confirming Agreement 1/4/2018 In Field By By Email Est. Const. Start 2/19/2018 No. of Pages 1 J.P. Auth.No. U1-3456

8

UTILITY	REPRESENTATIVE	PHONE NUMBER OR EMAIL	DISTRICT-DIVISION-EXCHANGE	APPROVED	ACCOUNTING DATA
U1	JONES	800-800-0000	CENTRAL	J. BROWN	510-2345
U2	JOHNSON	800-600-0000	PASADENA	M. SMITH	W02345-51120

POLE NO.	Pole Length Anchor Size	Year Set	Record				Proposed				Item No.	LOCATION AND NATURE OF WORK <small>If not in accordance with Joint Pole agreement and routine-state reasons.</small>		
			Pole Trt Class Anchor Direct.	U2	U2			U1	U2					
				16KV	C			16KV	C				U1 TO PLACE SEC 3.1	1
1234-U1	30	18	FT 4					GUY .50	GUY .50				SAN BRUNO S/S 26' W/O BROADWAY	2
	1"	18	E					.50	.50		111B			3
														4
2345-U1	50	18	FT 1					43-13	24-4				1ST ST N/E COR/O MAIN ST	5
								20-2						6
														7
													U2 TO RELINQ SEC 5.1A, 5.1B & 17.0	8
3456-U2	45	74	FT 1	39-9	24-6			100					SPRING ST PL/S 80' N/O 2ND ST	9
					TN24			TN						10
														11
														12
														13

POLE LEGEND: L = LOWER TOP(Item 5E)
 P = PULL (Item 5A) C(XX) = FOOTAGE CUT
 PB = PULL BUTT SCZ = SAFETY CLEARANCE ZONE
 T = TRANSPORT (Item 5B)
 S = SALVAGE
 D = DISPOSE (Item 5D)
 TN = TENANT

ANCHOR/ARM LEGEND:
 AR = ANCHOR/ARM REMOVED
 AT = ANCHOR/ARM TRANSFERRED

Show Quantity of Items to be billed in the Column of Party to be Paid.

↑ ↑ ↑ ↑ ↑
 GEOGRAPHICAL LOCATION
 ALHAMBRA
 COMMUNITY

VP/J.P.-03
 Rev. Oct 2017

AUTHORIZATION FOR JOINT POLE TRANSACTION

J.P. FORM 2-1 Preliminary 1/95

Date Prepared 1/1/2018

This authorization is in accordance with Joint Pole Agreement and Routine. The undersigned have agreed on joint work as specified hereon.

Date Sent 1/5/2018

Confirming Agreement 1/4/2018

In Field
 By _____
 By Email _____
 Phone _____

Est. Const. Start 2/20/2018

No. of Pages 1

J.P. Auth.No. U1-3456

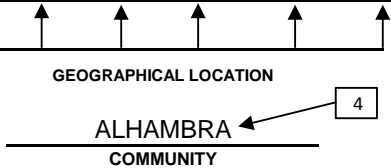
UTILITY	REPRESENTATIVE	PHONE NUMBER OR EMAIL	DISTRICT-DIVISION-EXCHANGE	APPROVED	ACCOUNTING DATA
U1	JONES	800-800-0000	CENTRAL	J. BROWN	510-2345
U2	JOHNSON	800-600-0000	PASADENA	M. SMITH	W02345-51120
U3	WHITE	888-700-0000	SOUTHERN	R. GREEN	C80-7214

POLE NO.	Pole Length Anchor Size	Year Set	Record						Proposed						Item No.	LOCATION AND NATURE OF WORK If not in accordance with Joint Pole agreement and routine-state reasons.		
			Pole Trt		U1	U2	U3											
			Class	Anchor Direct.													U1	U2
5678-U1	50	65	FT 1	100	C	C										U2 & U3 TO PURCHASE SEC 4.0 & 12.3	1	
	1"		E	100												4TH ST A/N N/S 21' E/O GOOD AV	2	
																.34 .33 .33	111B	3
6789-U2	50	74	FT 1	43-10	27-5	22-4											U3 TO RELINQ SEC 5.1A & 17.0	4
																	4TH ST A/N N/S 30' E/O GOOD AV	5
																		6
1023-U1	40	80	FT	34-4	24-3	21-3											U1 TO REPLACE SEC 7.3 & TFR ANC SEC 12.12	7
	1"		E	.34	.33	.33											GERRY ST N/S 137' W/O SUNSET	8
	2"		PBR	.34	.33	.33												9
2023-U1	50	18	FT 1														GERRY ST N/S 138' W/O SUNSET	10
																		11
																		12
																		13

POLE LEGEND: L = LOWER TOP(Item 5E)
 P = PULL (Item 5A) C(XX) = FOOTAGE CUT
 PB = PULL BUTT SCZ = SAFETY CLEARANCE ZONE
 T = TRANSPORT (Item 5B)
 S = SALVAGE
 D = DISPOSE (Item 5D)
 TN = TENANT

ANCHOR/ARM LEGEND:
 AR = ANCHOR/ARM REMOVED
 AT = ANCHOR/ARM TRANSFERRED

Show Quantity of Items to be billed in the Column of Party to be Paid.



VP/J.P.-03

Rev. Oct 2017

AUTHORIZATION FOR JOINT POLE TRANSACTION

J.P. FORM 2-1 Preliminary 1/95

Date Prepared 1/1/2018

This authorization is in accordance with Joint Pole Agreement and Routine. The undersigned have agreed on joint work as specified hereon.

Date Sent 1/5/2018

Confirming Agreement 1/4/2018

In Field
 By _____
 By Email _____
 Phone _____

Est. Const. Start 2/20/2018

No. of Pages 1

J.P. Auth.No. U1-3456

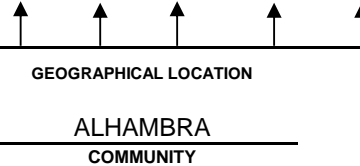
UTILITY	REPRESENTATIVE	PHONE NUMBER OR EMAIL	DISTRICT-DIVISION-EXCHANGE	APPROVED	ACCOUNTING DATA
U1	JONES	800-800-0000	CENTRAL	J. BROWN	510-2345
U2	JOHNSON	800-600-0000	PASADENA	M. SMITH	W02345-51120

POLE NO.	Pole Length Anchor Size	Year Set	Record				Proposed				Item No.	LOCATION AND NATURE OF WORK <small>If not in accordance with Joint Pole agreement and routine-state reasons.</small>		
			Pole Trt Class Anchor Direct.	U1	U2		U1	U2						
				16KV	C			16KV	C				U1 TO STRAIGHTEN SEC 10.2 & BREAST BLK	1
3012-U1	50	70	FT 1	43-13	24-6			43-13	24-6				4TH ST A/N N/S 21' E/O GOOD AV	2
								1 ←		1		4		3
								1/2 (1) ←		2		116A		4
														5
													U2 TO PURCHASE SEC 4.0, U1 REARRANGE 10.5A	6
3013-U1	45	88	G 2	39-11	22-4			39-9	24-6				SCOTT AV 500' W/O RYE CYN	7
								1						8
														9
														10
														11
														12
														13

POLE LEGEND: L = LOWER TOP(Item 5E)
 P = PULL (Item 5A) C(XX) = FOOTAGE CUT
 PB = PULL BUTT SCZ = SAFETY CLEARANCE ZONE
 T = TRANSPORT (Item 5B)
 S = SALVAGE
 D = DISPOSE (Item 5D)
 TN = TENANT

ANCHOR/ARM LEGEND:
 AR = ANCHOR/ARM REMOVED
 AT = ANCHOR/ARM TRANSFERRED

Show Quantity of Items to be billed in the Column of Party to be Paid.



VP/J.P.-03

Rev. Oct 2017

AUTHORIZATION FOR JOINT POLE TRANSACTION

J.P. FORM 2-1 Preliminary 1/95

Date Prepared 1/1/2018

This authorization is in accordance with Joint Pole Agreement and Routine. The undersigned have agreed on joint work as specified hereon.

Date Sent 1/5/2018

Confirming Agreement 1/4/2018

In Field
 By
 By Email
 Phone _____

Est. Const. Start 2/20/2018

No. of Pages 1

J.P. Auth.No. U1-3456

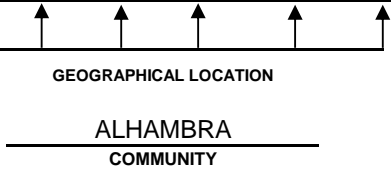
UTILITY	REPRESENTATIVE	PHONE NUMBER OR EMAIL	DISTRICT-DIVISION-EXCHANGE	APPROVED	ACCOUNTING DATA
U1	JONES	800-800-0000	CENTRAL	J. BROWN	510-2345
U2	JOHNSON	800-600-0000	PASADENA	M. SMITH	W02345-51120

POLE NO.	Pole Length Anchor Size	Year Set	Record				Proposed				Item No.	LOCATION AND NATURE OF WORK If not in accordance with Joint Pole agreement and routine-state reasons.		
			Pole Trt				Pole Trt							
			Class	U1	U2		U1	U2						
1234-U1	30	18	FT 4	16KV	C								U1 TO PLACE SEC 3.1 SAN BRUNO S/S 26' W/O BROADWAY	1 2
	1"	18	E						.50	.50		111B		3
														4
													U2 TO RELINQ SEC 5.1A, 5.1B, & 17.0	5
3456-U2	45	74	FT 2	39-9	24-6				100				SPRING ST PL/S 80' N/O 2ND ST	6
					TN24				TN					7
														8
														9
														10
														11
														12
														13

POLE LEGEND: L = LOWER TOP(Item 5E)
 P = PULL (Item 5A) C(XX) = FOOTAGE CUT
 PB = PULL BUTT SCZ = SAFETY CLEARANCE ZONE
 T = TRANSPORT (Item 5B)
 S = SALVAGE
 D = DISPOSE (Item 5D)
 TN = TENANT

ANCHOR/ARM LEGEND:
 AR = ANCHOR/ARM REMOVED
 AT = ANCHOR/ARM TRANSFERRED

Show Quantity of Items to be billed in the Column of Party to be Paid.



VP/J.P.-03
 Rev. Oct 2017

AUTHORIZATION FOR JOINT POLE TRANSACTION

J.P. FORM 2-1 Preliminary 1/95

Date Prepared 1/1/2018

This authorization is in accordance with Joint Pole Agreement and Routine. The undersigned have agreed on joint work as specified hereon.

Date Sent 1/5/2018

Confirming Agreement 1/4/2018

In Field
 By _____
 By Email _____
 Phone _____

Est. Const. Start 2/20/2018

No. of Pages 1

J.P. Auth.No. U1-3456

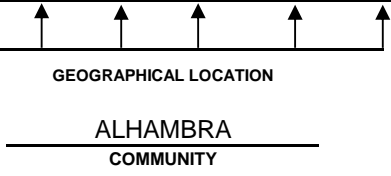
UTILITY	REPRESENTATIVE	PHONE NUMBER OR EMAIL	DISTRICT-DIVISION-EXCHANGE	APPROVED	ACCOUNTING DATA
U1	JONES	800-800-0000	CENTRAL	J. BROWN	510-2345
U2	JOHNSON	800-600-0000	PASADENA	M. SMITH	W02345-51120
U3	WHITE	888-700-0000	SOUTHERN	R. GREEN	C80-7214

POLE NO.	Pole Length Anchor Size	Year Set	Record				Proposed				Item No.	LOCATION AND NATURE OF WORK <small>If not in accordance with Joint Pole agreement and routine-state reasons.</small>							
			Pole Trt Class Anchor Direct.	U1	U2	U3	U1	U2	U3										
1	5678-U1	50	65	FT 1	16KV	C	C						U3 TO PURCHASE SEC 4.4, PLACE ARM SEC 14.1 & TFR U2 CABLE SEC 10.8	1					
					43-10	27-9										4TH ST A/N N/S 21' E/O GOOD AV	2		
					ARM					.50 FREE	.50					164A	U3 ASSIGN U2 FREE INTEREST IN NEW ARM	3	
													83A	U3 TFR U2 CABLE FROM POLE TO ARM AT NO COST	4				
2	6789-U2	50	74	FT 1	43-10	27-9								U3 TO PURCHASE SEC 4.4 & ATTACH TO ARM SEC 14.1	5				
					43-12	25-7	25-1										4TH ST A/N N/S 30' E/O GOOD AV	6	
					ARM		100			.50 FREE	.50 FREE						164E	U2 ASSIGN U3 FREE INTEREST IN EXISTING ARM	7
3	1023-U1	40	80	FT	34-4	24-6	24-1							U1 TO REPLACE SEC 7.3, U2 TO TFR ARM & CABLES SEC 10.8	8				
					C-10	AT	PTD										GERRY ST N/S 137' W/O SUNSET	9	
					ARM		.50	.50										U2 TRANSFER ARM TO NEW POLE	10
	2023-U1	50	18	FT 1										GERRY ST N/S 140' W/O SUNSET	11				
																	82A	U2 CHARGE FULL COST TO U1	12
																	82D	U2 CHARGE FULL COST TO U1	13

POLE LEGEND: L = LOWER TOP(Item 5E)
 P = PULL (Item 5A) C(XX) = FOOTAGE CUT
 PB = PULL BUTT SCZ = SAFETY CLEARANCE ZONE
 T = TRANSPORT (Item 5B)
 S = SALVAGE
 D = DISPOSE (Item 5D)
 TN = TENANT

ANCHOR/ARM LEGEND:
 AR = ANCHOR/ARM REMOVED
 AT = ANCHOR/ARM TRANSFERRED

Show Quantity of Items to be billed in the Column of Party to be Paid.



VP/J.P.-03

Rev. Oct 2017

AUTHORIZATION FOR JOINT POLE TRANSACTION

J.P. FORM 2-1 Preliminary 1/95

Date Prepared 1/10/2018

This authorization is in accordance with Joint Pole Agreement and Routine. The undersigned have agreed on joint work as specified hereon.

Date Sent 1/10/2018

Confirming Agreement In Field By By Email
Phone _____

Est. Const. Start _____ No. of Pages _____ J.P. Auth.No. U1-3758 COR 2

UTILITY	REPRESENTATIVE	PHONE NUMBER OR EMAIL	DISTRICT-DIVISION-EXCHANGE	APPROVED	ACCOUNTING DATA
U1	JONES	800-800-0000	CENTRAL	BROWN (HUNTER)	435-4568 (435-4568)
U2	SMITH	800-600-0000	PASADENA	SMITH (HERNANDEZ)	123-4567 (987-5862)

POLE NO.	Pole Length Anchor Size	Year Set	Record				Proposed				Item No.	LOCATION AND NATURE OF WORK <small>If not in accordance with Joint Pole agreement and routine-state reasons.</small>	
			Pole Trt Class Anchor Direct.	U1	U2			U1	U2				
				16K	C			16K	C			CORRECTION OF RECORDS & REFUND SEC 13.1 & 13.2	1
												CORRECTING U1-3756 B/S 2/09	2
												CORRECTING YEAR SET AND GRADE/SPACE	3
												U2 TO PURCHASE INTEREST SEC 4.0	4
													5
													6
													7
													8
													9
													10
													11
													12
													13

POLE LEGEND: L = LOWER TOP(Item 5E)
 P = PULL (Item 5A) C(XX) = FOOTAGE CUT
 PB = PULL BUTT SCZ = SAFETY CLEARANCE ZONE
 T = TRANSPORT (Item 5B)
 S = SALVAGE
 D = DISPOSE (Item 5D)
 TN = TENANT

ANCHOR/ARM LEGEND:
 AR = ANCHOR/ARM REMOVED
 AT = ANCHOR/ARM TRANSFERRED

Show Quantity of Items to be billed in the Column of Party to be Paid.

↑ ↑ ↑ ↑ ↑
GEOGRAPHICAL LOCATION

ALHAMBRA
 COMMUNITY

VP/J.P.-03
 Rev. Oct 2017

AUTHORIZATION FOR JOINT POLE TRANSACTION

J.P. FORM 2-1 Preliminary 1/95

Date Prepared 2/14/2018 1 This authorization is in accordance with Joint Pole Agreement and Routine. The undersigned have agreed on joint work as specified hereon.

Date Sent 2/14/2018 2 Confirming Agreement In Field By By Email 3 Est. Const. Start 4/17/2018 4 No. of Pages 1 J.P. Auth.No. U2-2345

Phone _____

UTILITY	REPRESENTATIVE	PHONE NUMBER OR EMAIL	DISTRICT-DIVISION-EXCHANGE	APPROVED	ACCOUNTING DATA
U1	JONES	800-800-0000	ALHAMBRA	J. BROWN	510-2345
U2	JOHNSON	800-600-0000	PASADENA	M. SMITH	W02345-51120

POLE NO.	Pole Length Anchor Size	Year Set	Record				Proposed				Item No.	LOCATION AND NATURE OF WORK <small>If not in accordance with Joint Pole agreement and routine-state reasons.</small>		
			Pole Trt Class	Anchor Direct.	U1	U2	U1	U2						
5678-U1	45	91	FT 2	100				100	TEMP 24'				U2 MAKE TEMP ATTACHMENT SEC 14.6	1
													MAINT ST W/S 320' S/O 3RD ST	2
														3
													ESTIMATE DATE OF ATTACHMENT 4-17-05	4
														5
														6
														7
														8
														9
														10
														11
														12
														13

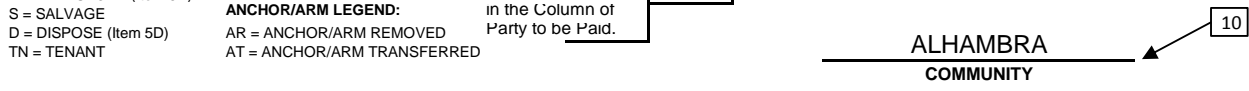
POLE LEGEND: L = LOWER TOP(Item 5E)
 P = PULL (Item 5A) C(XX) = FOOTAGE CUT
 PB = PULL BUTT SCZ = SAFETY CLEARANCE ZONE
 T = TRANSPORT (Item 5B)
 S = SALVAGE
 D = DISPOSE (Item 5D)
 TN = TENANT

ANCHOR/ARM LEGEND:
 AR = ANCHOR/ARM REMOVED
 AT = ANCHOR/ARM TRANSFERRED

Show Quantity of Items to be billed in the Column of Party to be Paid.

↑ ↑ ↑ ↑ ↑
 GEOGRAPHICAL LOCATION
 ALHAMBRA
 COMMUNITY

VP/J.P.-03
 Rev. Oct 2017



AUTHORIZATION FOR JOINT POLE TRANSACTION

J.P. FORM 2-1 Preliminary 1/95

Date Prepared 5/6/2018

This authorization is in accordance with Joint Pole Agreement and Routine. The undersigned have agreed on joint work as specified hereon.

Date Sent 5/29/2018

Confirming Agreement In Field By By Email
Phone _____

Est. Const. Start 6/29/2018 No. of Pages 1 J.P. Auth.No. U3-3457

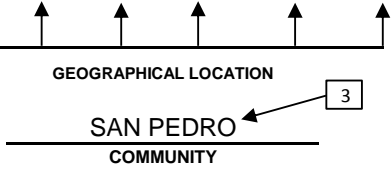
UTILITY	REPRESENTATIVE	PHONE NUMBER OR EMAIL	DISTRICT-DIVISION-EXCHANGE	APPROVED	ACCOUNTING DATA
U1	JONES	800-800-0000	LOS ANGELES	JONES	5577303
U2	JOHNSON	800-600-0000	LOS ANGELES	JOHNSON	A403
U3	WHITE	888-700-0000	LOS ANGELES	WHITE	LA062-01

POLE NO.	Pole Length Anchor Size	Year Set	Record				Proposed			Item No.	LOCATION AND NATURE OF WORK If not in accordance with Joint Pole agreement and routine-state reasons.			
			Pole Trt Class Anchor Direct.	L U1	U2	U3	L U1	U2	U3					
3053-U1	45	02	FT 2	39-10	23-1			39-3	23-1	30-7		U3 TO PURCHASE SECTION 4.0, TO PLACE ANTENNAS AND ARMS SEC 3.15 ← 2	1	
				22-4				22-4						2
										100		U3 TO PLACE (2) 10' CABLE ARMS @ 30'	4	
														5
														6
														7
														8
														9
														10
														11
														12
														13

POLE LEGEND: L = LOWER TOP(Item 5E)
 P = PULL (Item 5A) C(XX) = FOOTAGE CUT
 PB = PULL BUTT SCZ = SAFETY CLEARANCE ZONE
 T = TRANSPORT (Item 5B)
 S = SALVAGE
 D = DISPOSE (Item 5D)
 TN = TENANT

ANCHOR/ARM LEGEND:
 AR = ANCHOR/ARM REMOVED
 AT = ANCHOR/ARM TRANSFERRED

Show Quantity of Items to be billed in the Column of Party to be Paid.



VP/J.P.-03
 Rev. Oct 2017

AUTHORIZATION FOR JOINT POLE TRANSACTION

J.P. FORM 2-1 Preliminary 1/95

Date Prepared 2 3/3/2018
 Date Sent 3/3/2018

This authorization is in accordance with Joint Pole Agreement and Routine. The undersigned have agreed on joint work as specified hereon.

Confirming Agreement 3/2/2018 In Field By By Email
 Est. Const. Start 5/30/2018 No. of Pages 1 J.P. Auth.No. U1-3456REV 1

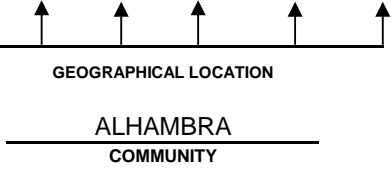
UTILITY	REPRESENTATIVE	PHONE NUMBER OR EMAIL	DISTRICT-DIVISION-EXCHANGE	APPROVED	ACCOUNTING DATA
U1	JONES	800-800-0000	CENTRAL	J. BROWN	510-2345
U2	JOHNSON	800-600-0000	PASADENA	M. SMITH	W02345-51120

POLE NO.	Pole Length Anchor Size	Year Set	Record				Proposed				Item No.	LOCATION AND NATURE OF WORK If not in accordance with Joint Pole agreement and routine-state reasons.	
			Pole Trt Class Anchor Direct.	U1	U2		U1	U2					
				16KV				16KV				U1 TO PLACE SEC 3.1	1
1234-U1	30	18	FT 5					GUY .50	GUY .50			SAN BRUNO S/S 26' W/O BROADWAY	2
	1"	18	S					.50	.50		111B		3
													4
													5
												U2 TO REPLACE SEC 7.11	6
3456-U2	45	74	FT	39-9	24-6 TN24				PTD			SPRING ST PL/S 80' N/O 2ND ST	7
													8
4014-U2	50		FT 1					43-9	28-10 TN24			SPRING ST PL/S 81' N/O 2ND ST	9
													10
													11
													12
													13

POLE LEGEND: L = LOWER TOP(Item 5E)
 P = PULL (Item 5A) C(XX) = FOOTAGE CUT
 PB = PULL BUTT SCZ = SAFETY CLEARANCE ZONE
 T = TRANSPORT (Item 5B)
 S = SALVAGE
 D = DISPOSE (Item 5D)
 TN = TENANT

ANCHOR/ARM LEGEND:
 AR = ANCHOR/ARM REMOVED
 AT = ANCHOR/ARM TRANSFERRED

Show Quantity of Items to be billed in the Column of Party to be Paid.



VP/J.P.-03
 Rev. Oct 2017

AUTHORIZATION FOR JOINT POLE TRANSACTION

J.P. FORM 2-1 Preliminary 1/95

Date Prepared 1/8/2018

This authorization is in accordance with Joint Pole Agreement and Routine. The undersigned have agreed on joint work as specified hereon.

Date Sent 1/8/2018

Confirming Agreement In Field By By Email Phone _____

Est. Const. Start 2/2/2018 No. of Pages 1 J.P. Auth.No. U3-3458

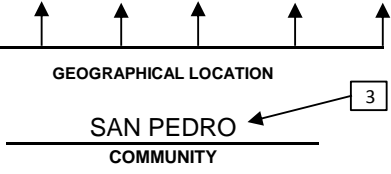
UTILITY	REPRESENTATIVE	PHONE NUMBER OR EMAIL	DISTRICT-DIVISION-EXCHANGE	APPROVED	ACCOUNTING DATA
U1	JONES	800-800-0000	LOS ANGELES	JONES	5577303
U2	JOHNSON	800-600-0000	LOS ANGELES	JOHNSON	A403
U3	WHITE	888-700-0000	LOS ANGELES	WHITE	LA062-01

POLE NO.	Pole Length Anchor Size	Year Set	Record					Proposed					Item No.	LOCATION AND NATURE OF WORK <small>If not in accordance with Joint Pole agreement and routine-state reasons.</small>	
			Pole Trt Class Anchor Direct.	U2	U3				16KV U1	C U2	C U3				
3053-U2	45	02	FT 1	39-9	30-7										U1 TO PURCHASE INTEREST, PLACE PTX SEC 4.0, 14.5 1
				23-5											PASEO DEL MAR RD 49' E/O WEYMOUTH AVE 2
															PTX 10' 23-5 3
															4
															5
															6
															7
															8
															9
															10
															11
															12
															13

POLE LEGEND: L = LOWER TOP(Item 5E)
 P = PULL (Item 5A) C(XX) = FOOTAGE CUT
 PB = PULL BUTT SCZ = SAFETY CLEARANCE ZONE
 T = TRANSPORT (Item 5B)
 S = SALVAGE
 D = DISPOSE (Item 5D)
 TN = TENANT

ANCHOR/ARM LEGEND:
 AR = ANCHOR/ARM REMOVED
 AT = ANCHOR/ARM TRANSFERRED

Show Quantity of Items to be billed in the Column of Party to be Paid.



VP/J.P.-03
 Rev. Oct 2017

AUTHORIZATION FOR JOINT POLE TRANSACTION

J.P. FORM 2-1 Preliminary 1/95

Date Prepared 1/8/2018

This authorization is in accordance with Joint Pole Agreement and Routine. The undersigned have agreed on joint work as specified hereon.

Date Sent 1/8/2018

Confirming Agreement In Field By By Email
Phone _____

Est. Const. Start 2/2/2018 No. of Pages _____ J.P. Auth.No. U3-3459

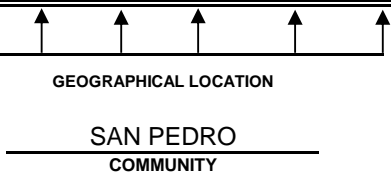
UTILITY	REPRESENTATIVE	PHONE NUMBER OR EMAIL	DISTRICT-DIVISION-EXCHANGE	APPROVED	ACCOUNTING DATA
U1	JONES	800-800-0000	LOS ANGELES	JONES	5577303
U2	JOHNSON	800-600-0000	LOS ANGELES	JOHNSON	A403
U3	WHITE	888-700-0000	LOS ANGELES	WHITE	LA062-01

POLE NO.	Pole Length Anchor Size	Year Set	Record					Proposed					Item No.	LOCATION AND NATURE OF WORK If not in accordance with Joint Pole agreement and routine-state reasons.	
			Pole Trt		U1	U2									
			Class	Anchor Direct.											U1
4015-U1	45	03	FT 4	16KV	C	39-11	22-1								U3 PURCHASE SEC 4.0, PLACE ANTENNAS SEC 3.15 1
						39-11	22-1								SPRING ST N/S 120' N/O 2ND ST 2
						21-3									3
	ARM														100 4
															5
															6
															7
															8
															9
															10
															11
															12
															13

POLE LEGEND: L = LOWER TOP(Item 5E)
 P = PULL (Item 5A) C(XX) = FOOTAGE CUT
 PB = PULL BUTT SCZ = SAFETY CLEARANCE ZONE
 T = TRANSPORT (Item 5B)
 S = SALVAGE
 D = DISPOSE (Item 5D)
 TN = TENANT

ANCHOR/ARM LEGEND:
 AR = ANCHOR/ARM REMOVED
 AT = ANCHOR/ARM TRANSFERRED

Show Quantity of Items to be billed in the Column of Party to be Paid.



VP/J.P.-03
 Rev. Oct 2017

AUTHORIZATION FOR JOINT POLE TRANSACTION

J.P. FORM 2-1 Preliminary 1/95

Date Prepared 1/11/2018

This authorization is in accordance with Joint Pole Agreement and Routine. The undersigned have agreed on joint work as specified hereon.

Date Sent 1/11/2018

Confirming Agreement In Field By By Email
Phone _____

Est. Const. Start RPO 5 No. of Pages 1 J.P. Auth.No. U1-3460

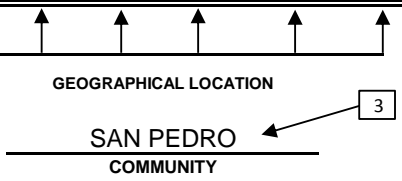
UTILITY	REPRESENTATIVE	PHONE NUMBER OR EMAIL	DISTRICT-DIVISION-EXCHANGE	APPROVED	ACCOUNTING DATA
U1	JONES	800-800-0000	LOS ANGELES	JONES	5577303
U2	JOHNSON	800-600-0000	LOS ANGELES	JOHNSON	A403

POLE NO.	Pole Length Anchor Size	Year Set	Record				Proposed				Item No.	LOCATION AND NATURE OF WORK If not in accordance with Joint Pole agreement and routine-state reasons.		
			Pole Trt Class	Anchor Direct.	U1	U2	U1	U2						
				L				L					U2 PURCHASE SECTION 4.1B 2	1
3053U1	45	2002	FT CL-3	100	(24-1)			39-9	24-1				PASEO DEL MAR RD 49' E/O WEYMOUTH AVE	2
								23-5						3
														4
														5
														6
														7
														8
														9
														10
														11
														12
														13

POLE LEGEND: L = LOWER TOP(Item 5E)
 P = PULL (Item 5A) C(XX) = FOOTAGE CUT
 PB = PULL BUTT SCZ = SAFETY CLEARANCE ZONE
 T = TRANSPORT (Item 5B)
 S = SALVAGE
 D = DISPOSE (Item 5D)
 TN = TENANT

ANCHOR/ARM LEGEND:
 AR = ANCHOR/ARM REMOVED
 AT = ANCHOR/ARM TRANSFERRED

Show Quantity of Items to be billed in the Column of Party to be Paid.



VP/J.P.-03
 Rev. Oct 2017

AUTHORIZATION FOR JOINT POLE TRANSACTION

J.P. FORM 2-1 Preliminary 1/95

Date Prepared 10/11/2018

This authorization is in accordance with Joint Pole Agreement and Routine. The undersigned have agreed on joint work as specified hereon.

Date Sent 10/11/2018

Confirming Agreement In Field By By Email
Phone _____

Est. Const. Start _____ No. of Pages 1 J.P. Auth.No. U2-3461

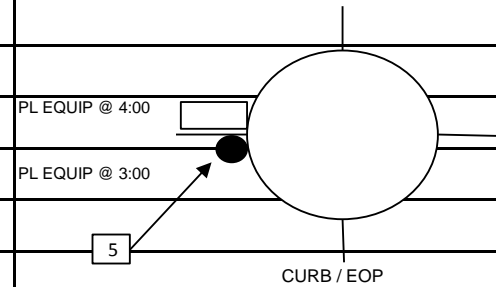
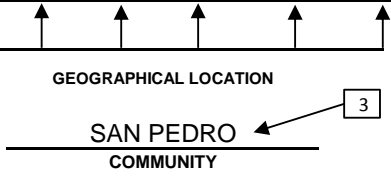
UTILITY	REPRESENTATIVE	PHONE NUMBER OR EMAIL	DISTRICT-DIVISION-EXCHANGE	APPROVED	ACCOUNTING DATA
U1	JONES	800-800-0000	LOS ANGELES	JONES	55773063
U2	JOHNSON	800-600-0000	LOS ANGELES	JOHNSON	A403

POLE NO.	Pole Length Anchor Size	Year Set	Record				Proposed				Item No.	LOCATION AND NATURE OF WORK <small>If not in accordance with Joint Pole agreement and routine-state reasons.</small>	
			Pole Trt Class Anchor Direct.	U1	U2		U1	U2					
				L				L				U2 PURCHASE SEC 4.0 & PLACE RISER SEC 3.4	1
3054U1	45	2002	FT CL-3	100				39-14	19-1			PASEO DEL MAR RD 149' E/O WEYMOUTH AVE	2
													3
													4
													5
												PL EQUIP @ 4:00	6
												PL EQUIP @ 3:00	7
													8
												CURB / EOP	9
													10
													11
													12
													13

POLE LEGEND: L = LOWER TOP(Item 5E)
P = PULL (Item 5A) C(XX) = FOOTAGE CUT
PB = PULL BUTT SCZ = SAFETY CLEARANCE ZONE
T = TRANSPORT (Item 5B)
S = SALVAGE
D = DISPOSE (Item 5D)
TN = TENANT

ANCHOR/ARM LEGEND:
AR = ANCHOR/ARM REMOVED
AT = ANCHOR/ARM TRANSFERRED

Show Quantity of Items to be billed in the Column of Party to be Paid.



VP/J.P.-03

Rev. Oct 2017

AUTHORIZATION FOR JOINT POLE TRANSACTION

J.P. FORM 2-1 Preliminary 1/95

Date Prepared 3/18/2018

This authorization is in accordance with Joint Pole Agreement and Routine. The undersigned have agreed on joint work as specified hereon.

Date Sent 3/18/2018

Confirming Agreement In Field By By Email

Est. Const. Start 5/2/2018 No. of Pages 1 J.P. Auth.No. U1-12345

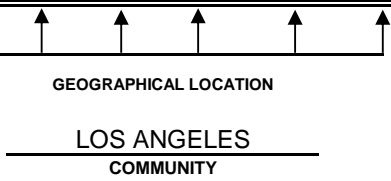
UTILITY	REPRESENTATIVE	PHONE NUMBER OR EMAIL	DISTRICT-DIVISION-EXCHANGE	APPROVED	ACCOUNTING DATA
U1	HENDERSON	800-800-0000	LOS ANGELES	JONES	2348B5
U2	ORTIZ	800-600-0000	LOS ANGELES	JOHNSON	12345

POLE NO.	Pole Length Anchor Size	Year Set	Record				Proposed				Item No.	LOCATION AND NATURE OF WORK <small>If not in accordance with Joint Pole agreement and routine-state reasons.</small>	
			Pole Trt Class Anchor Direct.	U1	U2		U1	U2					
				12KV								U1 TO REPL POLE SEC 7.4, 7.11 ← 3	1
1234-U1	45	78	FT	39-9	24-6							49TH ST A/S N/S 18' E/O KANSAS AV	2
									1/2 (1)			19A	3
									12KV				4
5678-U1	50	13	FT 1						43-13	24-6		49TH ST A/S N/S 18' E/O KANSAS AV	5
													6
				12KV								U1 TO REPL POLE SEC 7.4, 7.11	7
9532-U1	45	78	FT	39-9	24-6				PB	LTD		49TH ST A/S N/S 175' E/O KANSAS AV	8
									1/2 (1)			19B	9
									12KV				10
7852-U1	50	13	FT 1						43-13	24-6		49TH ST A/S N/S 175' E/O KANSAS AV	11
													12
													13

POLE LEGEND: L = LOWER TOP(Item 5E)
 P = PULL (Item 5A) C(XX) = FOOTAGE CUT
 PB = PULL BUTT SCZ = SAFETY CLEARANCE ZONE
 T = TRANSPORT (Item 5B)
 S = SALVAGE
 D = DISPOSE (Item 5D)
 TN = TENANT

ANCHOR/ARM LEGEND:
 AR = ANCHOR/ARM REMOVED
 AT = ANCHOR/ARM TRANSFERRED

Show Quantity of Items to be billed in the Column of Party to be Paid.



VP/J.P.-03

Rev. Oct 2017

AUTHORIZATION FOR JOINT POLE TRANSACTION

J.P. FORM 2-1 Preliminary 1/95

Date Prepared 4/14/2018

This authorization is in accordance with Joint Pole Agreement and Routine. The undersigned have agreed on joint work as specified hereon.

Date Sent 4/16/2018

Confirming Agreement In Field By By Email
Phone _____

Est. Const. Start 5/31/2018

No. of Pages 1 J.P. Auth.No. U3-123-456

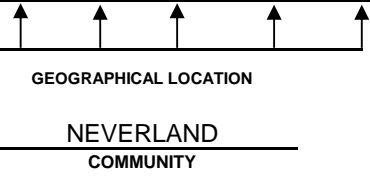
UTILITY	REPRESENTATIVE	PHONE NUMBER OR EMAIL	DISTRICT-DIVISION-EXCHANGE	APPROVED	ACCOUNTING DATA
U1	JONES	800-800-0000	LOS ANGELES	JONES	5577303
U2	JOHNSON	800-600-0000	LOS ANGELES	JOHNSON	A403
U3	SMITH	888-700-0000	LOS ANGELES	SMITH	12345

POLE NO.	Pole Length Anchor Size	Year Set	Record				Proposed				Item No.	LOCATION AND NATURE OF WORK If not in accordance with Joint Pole agreement and routine-state reasons.	
			Pole Trt Class Anchor Direct.	U1	U2		U1	U2	U3				
				L				L				U1 TO REPLACE POLE FOR BENEFIT OF U3 SEC 7.3, 10.8	1
1234U1	45	02	FT CL-3	39-9	24-6			PTD				DREAM RD S/S 212' W/O ONE WAY	2
													3
								1	1		83A	U3 TO PAY U1 & U2 FOR TRANSFER	4
													5
5678U1	50	14	FT CL-3					43-13	23-5	24-1		DREAM RD S/S 211' W/O ONE WAY	6
													7
													8
													9
													10
													11
													12
													13

POLE LEGEND: L = LOWER TOP(Item 5E)
 P = PULL (Item 5A) C(XX) = FOOTAGE CUT
 PB = PULL BUTT SCZ = SAFETY CLEARANCE ZONE
 T = TRANSPORT (Item 5B)
 S = SALVAGE
 D = DISPOSE (Item 5D)
 TN = TENANT

ANCHOR/ARM LEGEND:
 AR = ANCHOR/ARM REMOVED
 AT = ANCHOR/ARM TRANSFERRED

Show Quantity of Items to be billed in the Column of Party to be Paid.



VP/J.P.-03

Rev. Oct 2017

AUTHORIZATION FOR JOINT POLE TRANSACTION

J.P. FORM 2-1 Preliminary 1/95

Date Prepared 1/2/2018

This authorization is in accordance with Joint Pole Agreement and Routine. The undersigned have agreed on joint work as specified hereon.

Date Sent 1/3/2018

Confirming Agreement
 In Field By By Email
 Phone

Est. Const. Start 2/17/2018 No. of Pages 1 J.P. Auth.No. U2-5678

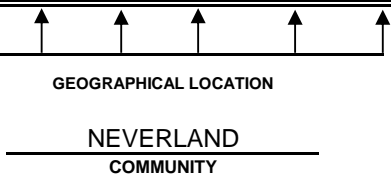
UTILITY	REPRESENTATIVE	PHONE NUMBER OR EMAIL	DISTRICT-DIVISION-EXCHANGE	APPROVED	ACCOUNTING DATA
U1	M. EVANS	800-800-0000	LOS ANGELES	M. EVANS	510-2345
U2	J. SERRATO	800-600-0000	LOS ANGELES	L. TRAN	XX-56-78
U3	E. CARRION	888-700-0000	LOS ANGELES	E. CARRION	W02345-51120
U4	J. COLLINS	888-800-0000	LOS ANGELES	J. COLLINS	C80-7214

POLE NO.	Pole Length Anchor Size	Year Set	Pole Trt Class Anchor Direct.	Record				Proposed				Item No.	LOCATION AND NATURE OF WORK If not in accordance with Joint Pole agreement and routine-state reasons.	
				U1	U2	U3	U4	U1	U2	U3	U4			
				16KV					L				2 → U2 TO CONDUCT GO95 VEGETATION MANAGEMENT & TRAFFIC CONTROL SEC 1.2 & 14.7	1
9876-U1	60	48	FT 1	52-13 32-2 25-7 C31	30-1	33-1	29-4 T29						TOPANGA CYN RD W/S 545' N/O IMPERIAL (630 C2)	2
														3
										1/4 (1)			13C \$450 INCLUDES TRAFFIC CONTROL	4
														5
													U2 TO CONDUCT GO95 VEGETATION MANAGEMENT & TRAFFIC CONTROL SEC 1.2 & 14.7, MISC SHARED COSTS SEC 14.0	6
5678-U1	55	49	FT 1	48-14	27-1	28-1	26-8 T26						TOPANGA CYN BL E/S 130' N/O FERNWOOD DR	7
										1/3 (1)		4 → 13C	\$450 - U3 & U4 REIMBURSE U2 \$450 INCLUDES TRAFFIC CONTROL	8
										1/4 (1)			15A RETAG POLE	9
										1/3 (1)			110E PLACE GUY GUARD - U1 & U3 REIMBURSE U2	10
												5 →	TOTAL PER POLE COST EXCEEDS AUTHORIZED COST OF ITEM 13B	11
												6 →	TOTAL \$900 FOR 2 POLES FOR VEGETATION MANAGEMENT, PERMITS AND TRAFFIC CONTROL	12
													AVERAGING \$450 PER POLE	13

POLE LEGEND: L = LOWER TOP(Item 5E)
 P = PULL (Item 5A) C(XX) = FOOTAGE CUT
 PB = PULL BUTT SCZ = SAFETY CLEARANCE ZONE
 T = TRANSPORT (Item 5B)
 S = SALVAGE
 D = DISPOSE (Item 5D)
 TN = TENANT

ANCHOR/ARM LEGEND:
 AR = ANCHOR/ARM REMOVED
 AT = ANCHOR/ARM TRANSFERRED

Show Quantity of Items to be billed in the Column of Party to be Paid.



VP/J.P.-03
 Rev. Oct 2017

AUTHORIZATION FOR JOINT POLE TRANSACTION

Date Prepared 1/2/2018

This authorization is in accordance with Joint Pole Agreement and Routine. The undersigned have agreed on joint work as specified hereon.

Date Sent 1/3/2018

Confirming Agreement
 In Field By By Email
 Phone _____

Est. Const. Start 2/17/2018 No. of Pages 1 J.P. Auth.No. U2-5678

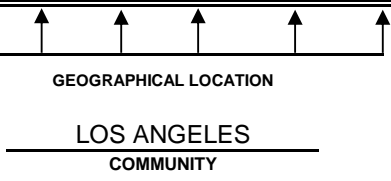
UTILITY	REPRESENTATIVE	PHONE NUMBER OR EMAIL	DISTRICT-DIVISION-EXCHANGE	APPROVED	ACCOUNTING DATA
U1	J. SERRATO	800-800-0000	LOS ANGELES	J. SERRATO	510-2345
U2	E. CARRION	800-600-0000	LOS ANGELES	L. TRAN	XX-5678

POLE NO.	Pole Length Anchor Size	Year Set	Record				Proposed				Item No.	LOCATION AND NATURE OF WORK <small>If not in accordance with Joint Pole agreement and routine-state reasons.</small>		
			Pole Trt Class Anchor Direct.				U1	U2						
9876U1	50	10	FT 1			12KV							U2 TO PURCH 4.0 & PL WIRELESS ANT ON ARM 3.15, U1 TO STEP POLE 14.4, U1 & U2 TO PL RISERS 3.4	1
													TOPANGA CYN BL W/S 545' N/O IMPERIAL TR (590 B2) LAT/LONG 34.138887/-118.600987	2
														3
														4
														5
														6
														7
														8
														9
														10
														11
														12
														13

POLE LEGEND: L = LOWER TOP(Item 5E)
 P = PULL (Item 5A) C(XX) = FOOTAGE CUT
 PB = PULL BUTT SCZ = SAFETY CLEARANCE ZONE
 T = TRANSPORT (Item 5B)
 S = SALVAGE
 D = DISPOSE (Item 5D)
 TN = TENANT

ANCHOR/ARM LEGEND:
 AR = ANCHOR/ARM REMOVED
 AT = ANCHOR/ARM TRANSFERRED

Show Quantity of Items to be billed in the Column of Party to be Paid.



AUTHORIZATION FOR JOINT POLE TRANSACTION

J.P. FORM 2-1 Preliminary 1/95

Date Prepared 5/6/2018

This authorization is in accordance with Joint Pole Agreement and Routine. The undersigned have agreed on joint work as specified hereon.

Date Sent 5/29/2018

Confirming Agreement
 In Field By By Email
 Phone _____

Est. Const. Start 7/13/2018

No. of Pages _____

J.P. Auth.No. U3-34578

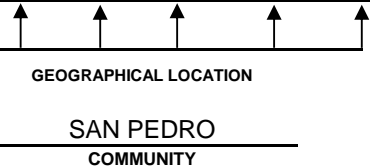
UTILITY	REPRESENTATIVE	PHONE NUMBER OR EMAIL	DISTRICT-DIVISION-EXCHANGE	APPROVED	ACCOUNTING DATA
U1	JONES	800-800-0000	LOS ANGELES	JONES	55773034
U2	JOHNSON	800-600-0000	LOS ANGELES	JOHNSON	A4035
U3	WHITE	888-700-0000	LOS ANGELES	WHITE	LA062-016

POLE NO.	Pole Length Anchor Size	Year Set	Record				Proposed			Item No.	LOCATION AND NATURE OF WORK If not in accordance with Joint Pole agreement and routine-state reasons.
			Pole Trt Class Anchor Direct.	L U1	U2	U3	L U1	U2	U3		
3053-U1	45	72	FT	39-3	23-1	30-7					U1 TO REPLACE POLE SECTION 7.15, 7.4, 7.XX ← [2] 1
				22-4			C10 PB		LTD		PASEO DEL MAR RD 49' E/O WEYMOUTH AVE 2
											3
							1			19A	SET SAME HOLE FOR U3 BENEFIT ← [3] 4
							1/3 (1)			5C	5
									ANT		6
30568-U1	45		FT				39-3	23-1	30-7		PASEO DEL MAR RD 49' E/O WEYMOUTH AVE 7
				2			22-4				8
							1			83B	U1 TO TRANSFER U2 9
											[4] 10
											11
											12
											13

POLE LEGEND: L = LOWER TOP(Item 5E)
 P = PULL (Item 5A) C(XX) = FOOTAGE CUT
 PB = PULL BUTT SCZ = SAFETY CLEARANCE ZONE
 T = TRANSPORT (Item 5B)
 S = SALVAGE
 D = DISPOSE (Item 5D)
 TN = TENANT

ANCHOR/ARM LEGEND:
 AR = ANCHOR/ARM REMOVED
 AT = ANCHOR/ARM TRANSFERRED

Show Quantity of Items to be billed in the Column of Party to be Paid.



VP/J.P.-03
 Rev. Oct 2017

AUTHORIZATION FOR JOINT POLE TRANSACTION

J.P. FORM 2-1 Preliminary 1/95

Date Prepared 4/16/2018 1

This authorization is in accordance with Joint Pole Agreement and Routine. The undersigned have agreed on joint work as specified hereon.

Date Sent 4/20/2018

Confirming Agreement
 In Field By By Email
 Phone _____

Est. Const. Start 6/4/2018 No. of Pages 1 J.P. Auth.No. U1-6789 2

UTILITY	REPRESENTATIVE	PHONE NUMBER OR EMAIL	DISTRICT-DIVISION-EXCHANGE	APPROVED	ACCOUNTING DATA
U1	J. BINKERD	800-800-0000	SANTA BARBARA	T. DAVIS	TD1169139 2 QD 700198
U2	M. JONES	800-600-0000	LOS ANGELES	M. JONES	
U3	T. MATTSO	888-700-0000	LOS ANGELES	T. MATTSO	

POLE NO.	Pole Length Anchor Size	Year Set	Pole Trt Class Anchor Direct.	Record			Proposed			Item No.	LOCATION AND NATURE OF WORK If not in accordance with Joint Pole agreement and routine-state reasons.	
				16KV U1	U2	U3	16KV U1	U2	U3			
											E TO TOP POLE SEC 5.2 6	1
4652-U1	40 (50)	2015	FT CL2	43-13 20-2	24-4	20-1	C-10 34-4 20-2	24-4	20-1		MARIPOSA DR W/S 601' N/O LILAC DR	2
				4							CREW TO CUT 10' OF EXISTING 50' POLE DUE TO VIEW OBSTRUCTION	3
	3/4"	64	W	.50		.50		5				4
												5
												6
												7
												8
												9
												10
												11
												12
												13

POLE LEGEND: L = LOWER TOP(Item 5E)
 P = PULL (Item 5A) C(XX) = FOOTAGE CUT
 PB = PULL BUTT SCZ = SAFETY CLEARANCE ZONE
 T = TRANSPORT (Item 5B)
 S = SALVAGE
 D = DISPOSE (Item 5D)
 TN = TENANT

ANCHOR/ARM LEGEND:
 AR = ANCHOR/ARM REMOVED
 AT = ANCHOR/ARM TRANSFERRED

Show Quantity of Items to be billed in the Column of Party to be Paid.

↑ ↑ ↑ ↑ ↑
GEOGRAPHICAL LOCATION
SANTA BARBARA
 COMMUNITY 7

VP/J.P.-03
 Rev. Oct 2017

FINAL AUTHORIZATION FOR JOINT POLE TRANSACTION

Date Prepared 07/30/18

This authorization is in accordance with Joint Pole Agreement and Routine. The undersigned have agreed on joint work as specified hereon.

BILL NO. _____

PAGE NO. 1

Date Sent 07/30/18

Confirming Agreement _____

In Field

By Telephone

Date Completed _____

No. of Pages _____

1 J.P. Auth.No. E0618-TCA936 COR

COSTS and BILLING DATA

- BILLING CODES
 1. PLACED CURRENT YEAR
 2. PLACED PRIOR YEAR
 3. UNAUTHORIZED ATTACHMENT
 4. SALVAGE VALUE
 5. AUTHORIZED COSTS

UTILITY	REPRESENTATIVE	DISTRICT-DIVISION-EXCHANGE	APPROVED	TAXING INSTRUCTIONS	ACCOUNTING DATA
SCE	S. GOETZ	CHINO	L. CHOW	CHINO	(F5207085)
					(f520706)
TCA	LUPE HERNANDEZ	MISSION HILLS	LUPE HERNANDEZ	MISSION HILLS	

BILL NO.	AMOUNT DUE		ACCOUNTING DIRECTIONS:
	UTILITY	UTILITY	
	TOTAL AMT.	TOTAL AMT.	
	AMOUNT	AMOUNT	
1.			
2.			
3.			
4.			
5.			
6.			
7.			
8.			
9.			
10.			
11.			
12.			
13.			

POLE NO.	Pole Length Anchor Size	Year Set	Pole Treat Anchor Direct.	Record			Proposed			Item No.	LOCATION AND NATURE OF WORK If not in accordance with Joint Pole agreement and routine-state reasons.	BILL CODE	AMOUNT DUE	
				E	TCA		E	TCA					AMOUNT	AMOUNT
SEE ATTACHMENT							1				Correction of Record 13.1&13.2 to correct JPA E0618-TCA936 B/S 6/18	1.		
S/A											Poles Inspected 21	2.		
											Total \$ 974.38	3.		
S/B											Poles Inspected 6	4.		
ALL POLE INFORMATION HAS BEEN REVIEWED BY THE JPC														
											Total \$ 228.34	5.		
											\$ 248.34	6.		
											Refund \$746.04 for 13 Dup poles and 2 non approved poles	8.		

POLE LEGEND:
 P = PULL
 PB = PULL BUT
 I = TRANSPORT
 S = SALVAGE
 U = DISPOSE
 TN = TENANT

ANCHOR LEGEND:
 AK = ANCHOR REMOVED
 AT = ANCHOR TRANSFERRED

Show Quantity of Items to be billed in the Column of Party to be Paid.

↑ ↑ ↑ ↑ ↑

GEOGRAPHICAL LOCATION
MISSION HILLS
 COMMUNITY

COL TOT _____

PAGE TOTAL _____

VP/J.P.-02

58• + ✓
 23•2 + ✓
 60• + ✓
 60• + ✓
 17•14 + ✓
 30• + ✓
 006••••••••••
 248•34 ◊ ✓

June 2018 Inspections

Owner	PoleNumber	Item #	Owner Count	Cost Per Item	Cost Per Owner	Location	City	Height	Year Set	Inspection Date	Last Inspection Date
TCA	1055436E	12e	2	\$ 120.00	\$ 60.00	OCEAN ST W/S 1870' N/O PCH	TORRANCE	70	1955	2/5/2018	#
TCA	1237635E	12f	2	\$ 143.00	\$ 71.50	SHORB ST N/S 2' E/O GRANADA AV	ALHAMBRA	45	1959	3/23/2018	#
TCA	1322212E	12c	2	\$ 116.00	\$ 58.00	PENNSYLVANIA AV W/S 85' N/O PCH	ROLLING HILLS	85	1960	2/27/2018	#
TCA	1390982E	12e	2	\$ 116.00	\$ 58.00	RANDOLPH ST S/S 152' W/O MIDDLETON ST	LOS ANGELES	85	1961	3/26/2018	#
TCA	1390984E	12e	2	\$ 116.00	\$ 58.00	RANDOLPH ST S/S 100' W/O SANTA FE	LOS ANGELES	90	1961	3/26/2018	#
TCA	1454644E	12b	2	\$ 119.00	\$ 59.50	EL DORADO DR W/S AT N/S OAKMONT RD EXT D	SEAL BEACH	55	1962	4/5/2018	12/25/1998
TCA	1505058E	12e	2	\$ 120.00	\$ 60.00	CRENSHAW BL W/S 1320' S/O 190TH ST	TORRANCE	90	1963	4/10/2018	12/25/2003
TCA	1557867E	12c	5	\$ 116.00	\$ 23.20	HOLLYWOOD WY E/S 28' N/O VERDUGO AV	BURBANK	95	1964	4/9/2018	9/25/2004
TCA	1774236E	12f	6	\$ 143.00	\$ 23.83	ROWAN AV E/S 111' S/O FLORAL DR	LOS ANGELES	50	1969	3/21/2018	6/25/1998
TCA	1774511E	12e	2	\$ 116.00	\$ 58.00	ALAMEDA ST E/S 370' N/O DOMINGUEZ CHANNEL	TORRANCE	50	1967	3/26/2018	6/25/2001
TCA	2187249E	12f	4	\$ 143.00	\$ 35.75	190TH ST S/S 25' E/O GRANDE AV	CARSON	55	1979	3/19/2018	#
TCA	2354529E	12e	4	\$ 120.00	\$ 30.00	SAN PASQUAL AV E/S 540' S/O COLUMBIA ST	SO PASADENA	50	1986	3/27/2018	1/28/2011
TCA	3008156E	12e	2	\$ 120.00	\$ 60.00	PCH N/S 110' E/O PENNSYLVANIA AV	ROLLING HILLS	45	1988	4/25/2018	#
TCA	321670M	12e	4	\$ 116.00	\$ 29.00	HOOVER ST W/S 65' S/O 8TH ST	LOS ANGELES	50	1965	4/12/2018	#
TCA	361246M	12e	5	\$ 116.00	\$ 23.20	SANTA MONICA BL A/S S/S 24' E/O OVERLAND AV	WESTWOOD	65	1991	4/12/2018	#
TCA	374864E	12e	2	\$ 116.00	\$ 58.00	ROSEMEAD BL E/S 106' S/O LOWER AZUSA RD	ROSEMEAD	75	1947	3/20/2018	12/25/2003
TCA	4358951E	12e	2	\$ 120.00	\$ 60.00	PCH S/S 131' W/O HILLWORTH	ROLLING HILLS	55	1998	3/1/2018	#
TCA	68501M	12e	7	\$ 120.00	\$ 17.14	VENICE BL N/S 1' E/O WATSEKA AV	BEVERLY HILLS	65	1976	4/12/2018	#
TCA	777012E	12f	2	\$ 143.00	\$ 71.50	SHORB ST N/S 15' E/O HIDALGO AV	ALHAMBRA	45	1948	3/23/2018	#
TCA	80777M	12e	4	\$ 120.00	\$ 30.00	COMPTON AV E/S 1' N/O 60TH ST	HUNTINGTON PARK	70	1948	3/29/2018	#
TCA	835475E	12b	4	\$ 119.00	\$ 29.75	33RD ST PL/W 250' S/O PEARL ST	LOS ANGELES	45	1951	4/2/2018	9/25/2004
				Total Inspection Amount							
					\$974.38						
				Total Poles Inspected							
					21						

FINAL AUTHORIZATION FOR JOINT POLE TRANSACTION

Date Prepared 07/23/18

This authorization is in accordance with Joint Pole Agreement and Routine. The undersigned have agreed on joint work as specified hereon.

BILL NO. _____

PAGE NO. 1

Date Sent 07/23/18

Confirming Agreement _____

In Field

By Telephone

Date Completed _____

No. of Pages 1

J.P. Auth.No. E0717-HLA601 COR

COSTS and BILLING DATA

- BILLING CODES
 1. PLACED CURRENT YEAR
 2. PLACED PRIOR YEAR
 3. UNAUTHORIZED ATTACHMENT
 4. SALVAGE VALUE
 5. AUTHORIZED COSTS

UTILITY	REPRESENTATIVE	DISTRICT-DIVISION-EXCHANGE	APPROVED	TAXING INSTRUCTIONS	ACCOUNTING DATA
SCE	S. GOETZ	CHINO	L. CHOW	CHINO	(F5207085)
					(F520706)
HLA	ROBERT WOLFE	LOS ANGELES	ROBERT WOLFE	LOS ANGELES	

BILL NO.

BILL CODE	AMOUNT DUE			
	UTILITY		UTILITY	
	TOTAL AMT.	TAX	TOTAL AMT.	TAX
	AMOUNT	TAX	AMOUNT	TAX

ACCOUNTING DIRECTIONS:

POLE NO.	Pole Length Anchor Size	Year Set	Pole Treat Anchor Direct	Record			Proposed			Item No.	LOCATION AND NATURE OF WORK If not in accordance with Joint Pole agreement and routine-state reasons.	
				E	HLA		E	HLA				
SEE ATTACHMENT									1	Correction of Record Sec 13.1, Refund Sec 13.2	1.	
										Corecting JPA # E0717-HLA601 b/s 7/17	2.	
										SEC. 19.5 - WOOD POLE INSPECTION PROGRAM	3.	
S/A										Poles Inspected: 3658	4.	
										ALL POLE INFORMATION HAS BEEN REVIEWED BY THE JPC	5.	
										TOTAL: \$ 212,482.70	5.	
S/B										Poles Inspected 418	6.	
										TOTAL: \$ 24,299.75	7.	
										Sec 15.1A-Retagging Pole	8.	
S/A										Poles Tagged 313 Total \$7,428.	9.	
S/B										Poles Tagged 311 Total \$7,380	10.	
											11.	
										*Refund \$188,230.95 for 3240 duplicate poles inspected and 2 duplicate poles tagged-originally billed on E0617-HLA601 in 6/17 B/S	12.	
										Combined Refund Oh?	13.	

POLE LEGEND:
 L = LOWER CUT
 P = PULL
 PB = PULL BUTT
 T = TRANSPORT
 S = SALVAGE
 U = DISPOSE
 TN = TENANT

ANCHOR LEGEND:
 AK = ANCHOR REMOVED
 AT = ANCHOR TRANSFERRED

Show Quantity of Items to be billed in the Column of Party to be Paid.

GEOGRAPHICAL LOCATION
LOS ANGELES
 COMMUNITY

COL				
TOT				

VP/J.P.-02

PAGE TOTAL

July 2017 Inspections

Pole Number	Owner Count	Item #	Cost Per Item	Cost Per Owner	Location	City	Height	Year Set	Inspection Date	Last Inspection Date	JPA #
1001431E	2	12b	\$ 119.00	\$ 59.50	LADELLE AV PL/E 540' S/O AV Q 2	PALMDALE	45	1954	6/5/2017	9/25/2006	E0717-HLA601
1005075H	2	12b	\$ 119.00	\$ 59.50	EMERSON AV P/L/N 125' 325' E/O GARFIELD AV	MONTEREY PARK	35	1982	3/7/2017	#	E0717-HLA601
100632H	2	12b	\$ 119.00	\$ 59.50	MARGUERITA AV E/S 175' S/O FRONT ST	ALHAMBRA	35	1949	3/6/2017	#	E0717-HLA601
100633H	2	12b	\$ 119.00	\$ 59.50	MARGUERITA AV E/S 321' S/O FRONT ST	ALHAMBRA	35	1949	3/6/2017	#	E0717-HLA601
1007643E	2	12b	\$ 119.00	\$ 59.50	ELM AV E/S 84' S/O POPLAR BL	ALHAMBRA	55	1957	3/7/2017	#	E0717-HLA601
1007644E	2	12b	\$ 119.00	\$ 59.50	ELM AV E/S 224' S/O POPLAR BL	ALHAMBRA	55	1957	3/7/2017	#	E0717-HLA601
1007645E	2	12b	\$ 119.00	\$ 59.50	ELM AV E/S 575' S/O POPLAR BL	ALHAMBRA	55	1957	3/7/2017	#	E0717-HLA601
1007646E	2	12b	\$ 119.00	\$ 59.50	ELM AV E/S 724' S/O POPLAR BL	ALHAMBRA	55	1957	3/7/2017	#	E0717-HLA601
1007647E	2	12e	\$ 116.00	\$ 58.00	ELM AV E/S 884' S/O POPLAR BL	ALHAMBRA	55	1957	3/7/2017	#	E0717-HLA601
1007648E	2	12e	\$ 116.00	\$ 58.00	ELM AV E/S 1044' S/O POPLAR BL	ALHAMBRA	55	1957	3/7/2017	#	E0717-HLA601
100880H	2	12b	\$ 119.00	\$ 59.50	ORANGE AV PP 1' W 103' N/O NEWMARK AV	MONTEREY PARK	45	1969	2/15/2017	#	E0717-HLA601
1011302H	2	12b	\$ 119.00	\$ 59.50	BUNKER ST PLW 279' S/O RUSH ST	EL MONTE	45	1985	2/22/2017	#	E0717-HLA601
1011304H	2	12b	\$ 119.00	\$ 59.50	BUNKER ST PLW 537' S/O RUSH ST	EL MONTE	45	1985	2/22/2017	#	E0717-HLA601
1013069E	3	12f	\$ 143.00	\$ 47.67	GAGE AV A/S 125' E/O BENSON AV	HUNTINGTON PARK	45	1954	5/11/2017	3/25/2005	E0717-HLA601
1013105E	2	12b	\$ 119.00	\$ 59.50	ORANGE GROVE AV PL/N 110' N/O COMMONWEALTH AV	ALHAMBRA	45	1954	2/22/2017	3/25/2002	E0717-HLA601
1013143E	2	12e	\$ 116.00	\$ 58.00	ELM ST PLW 1088' S/O MAIN ST	ALHAMBRA	40	1954	3/7/2017	3/25/2004	E0717-HLA601
1013340E	2	12b	\$ 119.00	\$ 59.50	GRANDRIDGE AV P/P 100' W 245' S/O ROCA WAY	MONTEREY PARK	40	1954	3/15/2017	6/25/1998	E0717-HLA601
1013401E	2	12e	\$ 116.00	\$ 58.00	MAIN ST 160' N 37' W/O PALM AV	ALHAMBRA	40	1954	3/1/2017	9/25/1998	E0717-HLA601
1013407E	2	12f	\$ 143.00	\$ 71.50	ROSEGLLEN ST PLN 493' W/O BUFFINGTON RD	EL MONTE	40	1954	2/20/2017	12/25/2004	E0717-HLA601
1013414E	2	12b	\$ 119.00	\$ 59.50	MONTEREY ST W/S 231' N/O MISSION RD	ALHAMBRA	40	1954	2/24/2017	3/25/2005	E0717-HLA601
1013435E	2	12b	\$ 119.00	\$ 59.50	VINE ST P/P 140' N 100' W/O RAYMOND AV	ALHAMBRA	40	1954	3/6/2017	3/25/2004	E0717-HLA601
1013440E	2	12b	\$ 119.00	\$ 59.50	MCLEAN ST N/S 100' E/O STONEMAN AV	ALHAMBRA	45	1955	3/6/2017	#	E0717-HLA601
1013444E	2	12b	\$ 119.00	\$ 59.50	MAIN ST N/S 196' W/O LAFAYETTE ST EXTD	SAN GABRIEL	30	1955	3/9/2017	3/25/2002	E0717-HLA601
1016512H	2	12b	\$ 119.00	\$ 59.50	CALIFORNIA ST W/S 34' N/O BROADWAY	SAN GABRIEL	40	1988	3/23/2017	12/25/2006	E0717-HLA601
101675H	2	12e	\$ 116.00	\$ 58.00	LAS TUNAS DR P/L/N 50' E/O SYCAMORE DR	SAN GABRIEL	45	1940	3/16/2017	3/25/2005	E0717-HLA601
1017470E	2	12e	\$ 116.00	\$ 58.00	POINSETTIA DR PLW 855' N/O SANTA MONICA BL	WEST HOLLYWOOD	45	1954	4/19/2017	9/25/2002	E0717-HLA601
1018399H	2	12b	\$ 119.00	\$ 59.50	67TH WAY A/N S/S 25' E/O LONG BEACH BLVD	NORTH LONG BEACH	35	1993	3/23/2017	#	E0717-HLA601
1022003H	2	12b	\$ 119.00	\$ 59.50	ALMANSOR ST PL/E 480' S/O COMMONWEALTH AV	ALHAMBRA	40	1988	3/8/2017	#	E0717-HLA601
1022643H	2	12e	\$ 116.00	\$ 58.00	MAIN ST A/S S/S 228' N/O POPLAR BL	ALHAMBRA	45	1992	3/1/2017	#	E0717-HLA601
1022662H	3	12e	\$ 116.00	\$ 38.67	DODSON ST S/S 261' W/O PECK RD	EL MONTE	45	1994	4/11/2017	#	E0717-HLA601
1022700H	2	12b	\$ 119.00	\$ 59.50	DATE AV E/S 119' N/O LEMON ST	ALHAMBRA	35	1993	3/2/2017	#	E0717-HLA601
1022717H	2	12e	\$ 116.00	\$ 58.00	CORDOVA ST A/E W/S 491' N/O MISSION RD	ALHAMBRA	45	1993	3/9/2017	#	E0717-HLA601
1025665H	2	12b	\$ 119.00	\$ 59.50	ELECTRIC AV P/LW 81' N/O ALHAMBRA RD	ALHAMBRA	45	1996	3/7/2017	#	E0717-HLA601
1025914H	2	12e	\$ 116.00	\$ 58.00	ARROYO DR E/S 504' N/O SANTA ANITA ST	SAN GABRIEL	40	2003	3/9/2017	#	E0717-HLA601
1026559H	2	12b	\$ 119.00	\$ 59.50	VALENCIA ST P/LW 185' S/O GRAND AV	ALHAMBRA	40	1992	3/18/2017	#	E0717-HLA601
1026729H	2	12b	\$ 119.00	\$ 59.50	W/S ALHAMBRA ST 70' S/O ROSE AV	SAN GABRIEL	35	1992	3/30/2017	#	E0717-HLA601
102755H	2	12b	\$ 119.00	\$ 59.50	FAIRVIEW AV N/S 150' E/O PALM AV	SAN GABRIEL	45	1944	3/2/2017	#	E0717-HLA601
102756H	2	12b	\$ 119.00	\$ 59.50	FAIRVIEW AV N/S 150' E/O EUCLID AV	SAN GABRIEL	40	1946	3/2/2017	#	E0717-HLA601
102967H	2	12b	\$ 119.00	\$ 59.50	BROADWAY S/S 151' W/O CALIFORNIA ST	SAN GABRIEL	35	1952	3/23/2017	#	E0717-HLA601
1031178E	2	12e	\$ 116.00	\$ 58.00	ATLANTIC BL 94' E 303' N/O WOODWARD AV	ALHAMBRA	40	1955	3/17/2017	#	E0717-HLA601

Southern California Joint Pole Committee

279 E. Arrow Hwy., Suite 104
San Dimas, CA 91773
Phone (909) 599-3801

September 18, 2018

A meeting of the **Routine Revision Committee** took place on the above date, **at 9:14 a.m. at the Committee office. Those in attendance were:**

Ms. Maria Ortiz	XO Communication
Ms. Lupe Hernandez	Teleport Communications America, LLC
Mr. Wayne Brown	Southern California Edison
Ms. April DeBarge	Southern California Edison
Ms. Valerie Mitwasi	Southern California Edison
Mr. Josh Mathisen	AT&T California
Ms. Cory Crawford	AT&T California
Mr. Jeff Williams	City of Los Angeles
Mr. Ronald Schram	City Of Los Angeles
Ms. Samantha Carrillo	Time Warner Cable
Mr. Earle Carrion	Crown Castle NG West Inc./NewPath/CA-CLEC LLC
Mr. Daniel Luty	Crown Castle NG West Inc./NewPath/CA-CLEC LLC
Ms. Angela Pranata	Committee Staff
Ms. Kathleen Allen	Committee Staff
Ms. Anali Spencer	Committee Staff

Those attending via teleconference were:

Ms. Yvonne Johnson	AT&T Mobility
Ms. Alicia Smith	Sprint Nextel/Sprint Communications
Ms. Shawn Henderson	T-Mobile USA
Ms. Kay Black	AT&T California
Ms. Linda McLean	Extenet Systems
Ms. Marcy Quayle	Extenet Systems
Ms. Racheal Torres	Mobilitie, LLC
Ms. Linda Paradise	AT&T California
Mr. Iman Yossi Torbati	City of Vernon
Mr. Gabriel Rosales	AT&T California
Ms. Jaclyn Puga	AT&T California
Ms. Megan Stewart	Frontier Communications
Mr. Sven-Axel Knauth	City of Burbank
Ms. Lynn Prescott	Verizon Wireless
Ms. Chrys Champlin	Crown Castle NG West Inc./NewPath/CA-CLEC LLC
Ms. Mia Tran	Crown Castle NG West Inc./NewPath/CA-CLEC LLC

Ms. Ortiz called the meeting to order at 9:14 a.m.

Agenda Item 1 – Review of prior month’s minutes - Ms. Ortiz opened the meeting by inquiring if there were any questions or concerns regarding the previous meetings minutes. There were no comments or concerns from any members.

Agenda Item 2 – Interpretation of Routine Handbook – Ms. Ortiz opened the discussion to the members for any questions regarding the Routine Handbook. There were no comments or concerns from any members.

Agenda Item 3 – Item 1597: Review of Routine Handbook Examples (5/19/2015) - Ms. Ortiz reopened the discussion on Review of Routine Handbook Examples.

Ms. Ortiz then inquired about the example for Section 8.2 from Mr. Brown. Mr. Brown is waiting for his committee at SCE to review the verbiage he presented to them. He requested to table this for the next month’s Routine Revision Meeting.

Ms. Ortiz stated that they did not get a chance to work on creating an Example for Section 9.3 and Section 9.4. This will be tabled for the next month’s Routine Revision Meeting.

Agenda Item 4 - Item 1609: JP Form and Timelines – Ms. Ortiz reopened the discussion on the Joint Pole forms and timelines. Mr. Brown still needs more time to research fees to add as additional Authorized Costs. The members agreed to table this item for the next Routine Revision Meeting.

Agenda Item 5 - Item 1620: Failure to Complete Pole Removal – Which is in conjunction to Item 1609. Ms. Ortiz inquired if there was any further discussion on this. The members agreed to table this item for the next Routine Revision Meeting.

Agenda Item 6 - Item 1626: Electronic Delivery of Forms – Ms. Ortiz opened this discussion on the electronic delivery of forms. Mr. Williams stated that they are having internal issues at LADWP. Mr. Williams stated that if there are any questions that need to be answered to make sure he and Mr. Schram are cc’d on the emails. The members agreed that this item is to remain open for any further concerns.

Agenda Item 7 – Item 1654: 7.11(a) Replacement Due to Year Set vs. GO 95 (5/15/18) – Ms. Ortiz opened the discussion for Mr. Plaskey’s proposal. The members agreed to table this item for the next Routine Revision Meeting.

Agenda Item 8 – Revised Final Form to Match Revised Preliminary JP2 (SCE 6/1/18) – Ms. Ortiz opened the discussion to Ms. DeBarge’s proposed excel form of the Form 2. Ms. DeBarge emailed a new copy with the proposed

changes discussed and requested at the last Routine Revision Meeting (see attached). Ms. DeBarge stated that she ended up leaving the page number on the top left. She also took Ms. Pranata's suggestion of adding more lines to the Bill No. section and was able to only fit one other line making it now two lines. Ms. DeBarge centered the Date Completed and Estimated Construction Date. She did not add a KV drop down because the members had decided against it. Ms. DeBarge added SOP to the JPA Legend, but was unsure if there were any other changes. She also changed the field sizes, which was also requested in the last meeting. The billing fields were left untouched for Ms. Allen with the puffy peach color to add SCJPC notes. Ms. Hernandez inquired when they could start using this electronic form. Ms. DeBarge stated that she could do a demonstration and explain how this form has been effective for them at SCE. Mr. Carrion explained that the reason some of their forms are small is because some of the rows have been hidden. He inquired if when this is converted to a pdf will it show these. Ms. DeBarge stated that they are using these now and she has not heard of any issues with the JP2's that have been converted to pdf. Ms. Ortiz stated that there are gaps on the side. Ms. DeBarge suggested that when they are converting in excel they need to change the page layout. Mr. Carrion also inquired if this was the form they would be using now instead of the short forms. Ms. DeBarge stated the purpose of this exercise was to match the final with the new preliminary. Ms. DeBarge asked Mr. Carrion if they are using the new preliminary. Mr. Carrion stated they had not because they are waiting for this electronic form so they can send it to their IT department. Mr. Brown inquired if they could add a Joint Construction Contact at the bottom of the JPA above the Form 48. Mr. Williams stated that information could change, but if SCE needs the contact information they could always call and ask. After further discussion Mr. Brown agreed that they could continue to put the information in the body. Ms. DeBarge asked the members to inform her when they would like her to do a demonstration and if they would like her to also go over the process they use for sending and storing. The members agreed she should review the electronic form at the October Administrative Board Meeting so that they can invite those who will be using the form. Ms. DeBarge asked the members to review the Legend to make sure she updated everything correctly. Ms. Pranata pulled up the current JP2 form from the website to compare. Ms. DeBarge moved the JP Form Revised date above the legend. Ms. Pranata stated that the Item #'s for PTD & L were missing and for AR it is supposed to show Anchor/Arm. Ms. DeBarge will add these to the electronic JP2 form.

Agenda Item 9 – Item 1656: Preliminary Form 2 Submittal (8/14/18)

– Ms. Ortiz opened the discussion to Preliminary Form 2 Submittal. Mr. Carrion stated that this ties with Basic JPA Training and requested it be tabled for the next Routine Revision Meeting.

Agenda Item 10 - Miscellaneous Items –

- Ms. Ortiz opened the topic of Tier 3 High Fire JPA's with Antennas. Ms. Hernandez stated that the wireless group at CES would like to meet with SCE in regards to wireless antennas on Tier 3 poles. She stated that there was no way they could get those JPA's back to SCE in 15 days. Mr. Brown stated that he had just talked with his group about setting up a meeting. Ms. Hernandez stated that she can connect Mr. Brown with the wireless department manager to schedule the meeting. Mr. Williams stated that LADWP would also like to be part of the meeting since they are also behind on Tier 3 poles. Mr. Williams inquired from Mr. Brown if he heard a response in regards to SCE's request for an extension. Mr. Brown stated it was denied. Ms. Hernandez asked Mr. Brown if he would like an email with the information on who to contact to set up the meeting and he agreed.
- Ms. Ortiz inquired about if there is GUY pole are they supposed to show percentages for all members on the pole, grade and space, or either or. Mr. Williams stated that he believes it is percentage and if it has attachments other than a GUY than it is no longer a GUY pole and should have grades and spaces. Ms. Hernandez explained that the issue is they are 50/50 now and a new member is coming in at 22'. She would like to know how they allocate the space if they do not know where the other members are at. Mr. Williams stated that whoever is purchasing into the pole would have to know the heights because they have to do a pole load. Ms. Hernandez inquired if she should just go with what is in the field. She stated that there is also a tenant and inquired if they should assume that the tenant belongs to the base owner. Mr. Williams stated that it is whoever they are a tenant of the pole that the GUY wire is attached to on the other end. Mr. Williams stated that a GUY pole is considered an anchor, but once someone is attaching a line to it, it should be spaced out.
- Ms. Allen inquired about how to bill a Section 3.3 (see attached). Ms. Allen reviewed a JPA from SCE using a Section 3.3. Ms. Black inquired if this section would normally be used by the party that is upset for not being informed. Ms. DeBarge stated that they would follow up on this. Mr. Brown believes this may have been done in error. Mr. Carrion inquired if a pole has been found in the field that was replaced without notification for a mutli party. Mr. Williams stated in that situation it would be a Section 7.13.
- Ms. Ortiz inquired about Section 5.4. She gave the example of a solely owned pole with an unauthorized member, but the existing owner would like to relinquish the pole to the unauthorized member, could Section 5.4 be used or no because it states the pole has to be abandoned and removed. The members discussed and agreed that in this situation it should be a Section 5.1D.
- Mr. Brown stated that there are temporary/interest poles being set with no paperwork. Members are setting a temporary pole next to the existing pole. Mr. Williams stated they are being set right next to the

- pole with no pole tags/cable tags. Phone and power companies are the only ones who have the right to set things in the right of way without a permit. Mr. Brown stated that some of these poles are causing GO95 infractions. Ms. Hernandez inquired if they know who did this. Mr. Brown stated that for some they do know, but that these temporary poles are popping up everywhere. He said that most of these are because they denied a foreign JPA. Mr. Brown inquired that if these are temporary poles do they still need to inform SCE. The members agreed that yes they need to inform SCE. Mr. Williams stated that some of these temporary poles are right next to the poles, in which Mr. Mathisen stated this could get in the way of climbing space. Ms. Hernandez inquired if they are setting temporary poles because they fail with their attachment. Mr. Brown stated yes and that they are waiting for a replacement. Ms. Carrillo stated that they cover that area and if there are any temporary poles that are not tagged to let her know, because she makes sure to send a JPA. Mr. Brown and Mr. Williams stated that they do not believe it is Time Warner. Mr. Williams believes it is Wilcon and Sunesys, Mr. Brown agreed. Mr. Carrion stated that by default Crown Castle owns Wilcon, but at this time they are currently operating independently. Mr. Williams stated that Freedom had asked LADWP if they were ok with them setting up temporary poles and he explained to them they could, but they had to be 25 feet away from LADWPs pole with an arm and proper permits, and not causing any GO95 infractions. Ms. Hernandez stated that because Sunesys is not a member they should be doing a tenant application. Mr. Carrion will bring the issue of proximity and pole tags. Mr. Brown requested he also bring the issue to Sunesys that they are being denied but attaching to the pole anyways.
- Ms. Pranata inquired about the examples for 83A/B that were emailed out to the members. She wanted to know what the members wanted to do with them. The members agreed that these are to be added to the 2019 Routine Handbook.

Agenda Item 11 – Review of Action items/JPA Alerts –

- Mr. Brown to bring wording for Section 8.2 at the next month’s Routine Revision Meeting.
- Ms. Ortiz to work on an example for Section 9.3 and Section 9.4.
- CES’s wireless group to set up a meeting with SCE to discuss wireless antennas on Tier 3 poles.
- Ms. DeBarge to make corrections to the electronic Form 2 and it will be presented at the next month’s Administrative Board Meeting.

The Meeting adjourned at 10:28 a.m. until October 16, 2018.

Anali Spencer - Committee Staff

Forms/Subject	Current time frames	Proposed	Comments	Change?	Discussed date
Form 2	45 days You can start construction on 46th day (SCE can't change)	60 days	Member asked for extension and denied Definition of 45 day timeframe:	NO CHANGES NO CHANGES NO CHANGES NO CHANGES	
Timeline for CPUC From approved F2 to construction from Initiating member From construction complete to send Form 48	30 days			NO CHANGES	
Form 48 (notify member to facilitate transfer)	60 days construction	180 days by AT&T		Yes	1/17/2017
		PENALTY after 180 days with notice (?)		?	1/16/2018
	45 days billing			NO CHANGES	
Form 7	15 days	21 days? 30 days?	Leave it to 15 days	NO CHANGES	
Form 2 Final	not less than 45 and no more than 90 calendar days after sending the completed Form 48.		OK	NO CHANGES	
Failing to PTD (Burbank)		Additional AC for reimbursement	Need to discuss LTD/SOP	Pending	2/20/2018

1.0 PROCEDURE STATEMENT

The purpose of this procedure is to capture the process that all members of the Southern California Joint Pole Committee (SCJPC) will adhere to upon receiving a Form 48 notifying work has been completed.

2.0 ROLES AND RESPONSIBILITIES

2.1 All members of the SCJPC

3.0 PROCEDURE DETAIL

- 3.1 Upon completion of work by the initiating member, the initiating party shall have 60 days to notify all joint owners of work completion via Form 48 (or NJUNS).
- 3.2 Party responsible to Pull Transport and Dispose (PTD) shall have 180 days to remove pole.
 - 3.2.1 All members shall have 45 days to review and/or dispute the Form 48.
 - 3.2.2 Any member required to transfer prior to the pole being removed, must transfer and issue Form 48 to all parties within 60 days.
 - 3.2.3 Member responsible for the PTD must remove pole within 180 days of receiving Form 48 and must issue a Form 48 notifying all joint owners of work completion.

 *Process Ends*

- 3.3 Members failing to adhere to the 180 day process.
 - 3.3.1 Maybe subject to penalties
 - 3.3.2 Penalty to include actual cost for base owner to return to field to remove the buddy pole.
 - 3.3.3 Responsible party to PTD will be responsible for any fines/fees imposed by City or County agencies.

 *Process Ends*

3.4 Exceptions:

- 3.4.1 Priority 1 poles should be removed within 60 days of receiving Form 48.
- 3.4.2 High Fire, high wind poles should be removed within 120 days of receiving Form 48.
- 3.4.3 Penalty: Responsible party shall receive 10 days to remediate once penalty phase is imposed.
- 3.4.4 Form 48 maybe replaced by NJUNS, which case the above procedure detail will remain the same.

 *Process Ends*

DRAFT

Angela Pranata

From: April DeBarge <April.DeBarge@sce.com>
Sent: Monday, May 15, 2017 8:28 AM
To: laptop01@scjpc.net
Cc: Gerald Brown; Jessica Pearson
Subject: RE: adding member to JPA via F7
Attachments: Add member to JPA.XLSX

Here is another sample note we should add to the example. The majority of members added to the JPA are discovered at the signed copy level. I don't have a sample of that yet to share with the members.

	5	
	6	
	7	
U TO ASSUME U3PTD AND TRANSFER COSTS	8	
	9	
U3 UNAUTHORIZED - WILL PAY ALL TRANSFER AND P U COSTS	10	
	11	
	12	

april
Be Safe Always...

From: April DeBarge
Sent: Saturday, May 13, 2017 10:12 AM
To: 'laptop01@scjpc.net' <laptop01@scjpc.net>
Subject: FW: adding member to JPA via F7

Opsie – my laptop email address was incorrect.

april
Be Safe Always...

From: April DeBarge
Sent: Saturday, May 13, 2017 10:10 AM
To: 'laptop@scjpc.net' <laptop@scjpc.net>
Cc: Gerald Brown <Gerald.Brown@sce.com>; Jessica Pearson (Jessica.Pearson@sce.com) <Jessica.Pearson@sce.com>; Angela Pranata (angela@scjpc.net) <angela@scjpc.net>
Subject: adding member to JPA via F7

I haven't had a chance to delve off into the routine handbook verbiage, but thought we might want to take a look at what this would look like. It will be noted and stressed to all members that preliminary research is adequate so that members who are on the pole card are not carelessly overlooked.

Below (attached) is a JPA involving a replacement, but we would want to chat about purchase of interest also. Generally, purchase of interest JPAs don't bill within 45 days, so the same concept of "resent to include U3" could be used. **Jessica** – do you have a section 4 sample of a member being added?

- In the scenario below, it was discovered by U1 at the time of sending the F48 that U3 is now a joint owner; U3 JPA appears to have perhaps billed out of sequence.
- Instead of creating a revision, the 45 days is allotted for U3 and though U3 was not joint owner the date U1 JPA was prepared or originally sent, the rules of 7.13 will apply to that member only, meaning that U1 will assume all of U3's PTD and transfer costs, unless it can be proved the replacement did *not* take place prior to U3 being notified.

FINAL AUTHORIZATION FOR JOINT POLE TRANSACTION

BILL NO. _____

PAGE NO. **1 OF 1** This authorization is in accordance with Joint Pole Agreement and Routine. The undersigned have agreed on joint work as specified herein.

Date Prepared **1/8/2012** Resent to include U3 2/28/17 In Field By Telephone

Date Sent **1/18/2012** Confirming Agreement **1/11/2012** Date Completed _____ No. of Pages **1 OF 1** J.P. Auth. No. **E6059-4041874**

UTILITY	REPRESENTATIVE	DISTRICT-DIVISION-EXCHANGE	APPROVED	TAKING INSTRUCTIONS	ACCOUNTING DATA
U1	R BOULEY	VALENCIA	R BOULEY	VALENCIA	TD567101 700221
U2	S CAMPBELL	VALENCIA	MCDONALD	SANTA CLARITA	732-3P012JP-011
U3					

2	POLE NO.	Pole Break Hooker Ser	Year Set	Record				Proposed			Item No.	LOCATION AND NATURE OF WORK <small>If not in accordance with Joint Pole agreement and routine.</small>	
				Case Hooker Descri.	16KV U1	U2	U3	16KV U1	U2	U3			
	1059360E	50	55	FT 4	43-13	24-6 T24	24-1			PTD		E TO REPLACE PER SEC 7.11	
	1059360E	55	12	FT H1						48-17	24-6	25-1	JESSIE ST E/S 490' S/O 3RD ST EXTD

U1 TO ASSUME U3 PTD AND TRANSFER COSTS

POLE LEGEND: L - LOWERTOP
P - PULL
PB - PULL BUTT
T - TRANSPORT
S - SALVAGE
C - CARRIER

ANCHOR LEGEND: L - LOWER TOP
C(X) - FOOTAGE CUT
SCZ - SAFETY CLEARANCE ZONE

Show Quantity of Items to be billed in the Column of _____

GEOGRAPHICAL LOCATION
SAN FERNANDO

FORM 46 2/28/2017

PAGE 1 (+)

Pole Number: 1059360E

Location: JESSIE ST E/S 490' S/O 3RD ST EXT

Latitude: - Class:

Longitude: -

Pole Height: 50 Top: 0.0

Year Set: 1955 Treatment: FT

City: SAN FERNANDO Code: -

Repl Pole #:

Removal/Relinquishment:

Member to remove pole or member relinquished:

Company	ANT	Grade & Space	Additional Info
E	-	16K 43-13	
FTR	-	24-6 T24	
HLA	-	24-1	

JPA Number: H735361607

Bill of Sale:

Pole BOS: Pole: 1059360E - 8/58: E BILL GT \$44 PLUS \$1.76 TAX: CNT12218
 9/13: E BILL H \$43; V2 BILL H \$47:

april
 Be Safe Always...

Date Prepared 1/7/2016

This authorization is in accordance with Joint Pole Agreement and Routine. The undersigned have agreed on joint work as specified hereon

COPY

Date Sent **4/21/2016** / **2/6/2016** Confirming Agreement _____ In Field By Telephone Est. Const. Start _____ No. of Pages _____ J.P. Auth.No. U1XXXX-XXXXXXXX R01

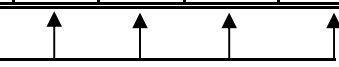
UTILITY	REPRESENTATIVE	DISTRICT-DIVISION-EXCHANGE	APPROVED	TAXING INSTRUCTIONS	ACCOUNTING DATA
U1	LARRY BENTON	ARROWHEAD	SEAN TUCKER	RIMFOREST	1234567
U2	D MEZA	REDLANDS	K TAYLOR	LAKE ARROWHEAD	789JP-1

POLE NO.	Pole Length Anchor Size	Year Set	Pole Trt Class Anchor Direct.	Record			Proposed			Item No.	LOCATION AND NATURE OF WORK If not in accordance with Joint Pole agreement and routine-state reasons.
				12KV U1	U2		12KV U1	U2			
49301U1	50	49	FT	43-14	23-5		C-14	PTD			U1 TO REPLACE SEC 7.11 1
			CL2				1/2(1)			5C	NPL CEDAR GLEN TRL 560' W/O N/E COR/O CEDAR GLEN 2
											3
											4
49301U1	60	14	FT				52-23	23-5			NPL CEDAR GLEN TRL 561' W/O N/E COR/O CEDAR GLEN 5
			H6								6
											U1 TO REPLACE SEC 7.13 7
49302U1	50	49	FT	43-11	26-8		PTD				NPL CEDAR GLEN TR 400' W/O N/E COR/O CEDAR GLEN 8
											9
49302U1	60	14	FT				52-20	26-8			NPL CEDAR GLEN TR 401' W/O N/E COR/O CEDAR GLEN 10
			H4								11
											12
											13

POLE LEGEND: L = LOWER TOP (Item 5E)
 P = PULL (Item 5A) C(XX) = FOOTAGE CUT
 PB = PULL BUTT SCZ = SAFETY CLEARANCE ZONE
 T = TRANSPORT (Item 5B)
 S = SALVAGE
 D = DISPOSE (Item 5D)
 TN = TENANT

ANCHOR/ARM LEGEND:
 AR = ANCHOR/ARM REMOVED
 AT = ANCHOR/ARM TRANSFERRED

Show Quantity of Items to be billed in the Column of Party to be Paid.



GEOGRAPHICAL LOCATION
LAKE ARROWHEAD
COMMUNITY

Rule 7.11 & 7.14 Proposal (from Frontier)

Mutual benefit shall be understood to apply under this section as follows:

~~(a) Pole 25 years old or more~~

(a) Pole less than 25 years old, but Any pole rendered unfit for service by any cause not the fault of a joint owner including existing overloaded poles. (Revised April 2015)

(b) Pole requiring relocation for the benefit of all Members concerned

(c) Pole identified in authorized maintenance inspection program as unfit for service

(d) Pole requiring replacement for clearing of discovered existing General Order 95 infractions not the fault of any joint owner.

(e) Pole replaced prior to Form 2 and Form 48. Form 2 must be noted that this is a Priority Pole. Section 7.13 applies only if Form 2 is not issued within 45 days. (Revised March 2016)

Rule 7.3 Proposal (From Frontier)

This section provides for the replacement of a solely owned or a jointly owned pole, ~~less than 25 years old~~ for the sole benefit of an incoming Member or one joint owner. This section also applies to poles replaced due to damage caused by facilities of a joint owner and to all solely owned or jointly owned poles replaced for the sole benefit of Members having less than 20 consecutive years of Joint Pole Committee membership.

Anali Spencer

From: Angela Pranata <angela@scjpc.net>
Sent: Friday, June 01, 2018 11:30 AM
To: Anali Spencer
Subject: FW: revised final form to match revised preliminary JP2
Attachments: image005.jpg; image006.jpg; image005.jpg; image006.jpg

Follow Up Flag: Follow up
Due By: Friday, June 08, 2018 8:00 AM
Flag Status: Flagged

Categories: IMPORTANT, MTG

Anali, please add/read below.

Angela Pranata
Manager of Operations
So. Ca. Joint Pole Committee
279 E Arrow Hwy, Suite 104
San Dimas, CA 91773
Ph: 909-599-3801 x203
Fax: 909-599-3825
angela@scjpc.net

-----Original Message-----

From: April DeBarge [<mailto:April.DeBarge@sce.com>]
Sent: Friday, June 01, 2018 11:07 AM
To: Maria Ortiz <Maria.Ortiz@cableeng.com>; Lupe Hernandez
(lupe.hernandez@cableeng.com) <lupe.hernandez@cableeng.com>
Cc: Angela Pranata (angela@scjpc.net) <angela@scjpc.net>; Kathleen Allen
(kathleen@scjpc.net) <kathleen@scjpc.net>; Gerald Brown <Gerald.Brown@sce.com>; Sherri Goetz
<Sherri.Goetz@sce.com>; Bryan Strong <Bryan.Strong@sce.com>
Subject: revised final form to match revised preliminary JP2

Hi Team.

Please add to the agenda for June's Routine discussion, I think. :)

1. When will the Final form be updated to reflect the header of the Preliminary form revision of 10/27/17?

a. I recall the topic coming up during our JP2 revision discussions, but I didn't see anything in the minutes.

2. We are transitioning to an electronic platform where we are using a proxy final as the preliminary (final fields are hidden until the billing stage) to alleviate manual typing.

3. With these 2 forms being different, we are at a roadblock.

a. Though the paper forms are beginning to come into our office from our planning organizations, we have not begun using the revised preliminary as part of our electronic process due to the difference in format between it and the final.

b. We would like to begin using the revised preliminary, as it contains pertinent information for the member, but the 2 forms don't match on the back end when preparing the final for billing.

Fields on Preliminary not on the final:

1. By Email
2. Est Const Start
3. Phone Number of Email
4. 5 fields for member codes

Fields on Final not on Preliminary:

1. Taxing instructions
2. 8 fields for member codes
3. Date Completed

[cid:image005.jpg@01D3F998.A7279250]

Billing No and Page

[cid:image006.jpg@01D3F998.A7279250]

april
Be Safe Always...

FINAL

AUTHORIZATION FOR JOINT POLE TRANSACTION

This authorization is in accordance with Joint Pole Agreement and Routine. The undersigned have agreed on joint work as specified below.

By
Telephone

Date
Completed

NOT ON PRELIMINARY

No. of
Pages 1 OF

J.P.
Auth. No.

APPROVED

TAXING INSTRUCTIONS

ACCOUNTING DATA

NOT ON PRELIMINARY

Proposed

Item
No.

LOCATION AND NATURE OF WORK

If not in accordance with Joint Pole agreement and routine...

AUTHORIZATION FOR JOINT POLE TRANSACTION

Date Prepared 4/14/2018

This authorization is in accordance with Joint Pole Agreement and Routine. The undersigned have agreed on joint work as specified hereon.

Date Sent 4/16/2018

Confirming Agreement _____

In Field

By Telephone

Est. Const. Start _____

No. of Pages 1

J.P. Auth.No. U3-123-456

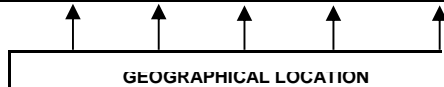
UTILITY	REPRESENTATIVE	DISTRICT-DIVISION-EXCHANGE	APPROVED	TAXING INSTRUCTIONS	ACCOUNTING DATA
U1	JONES	LOS ANGELES	JONES	LOS ANGELES	5577303
U2	JOHNSON	LOS ANGELES	JOHNSON	LOS ANGELES	A403
U3	SMITH	LOS ANGELES	SMITH	LOS ANGELES	12345

POLE NO.	Pole Length Anchor Size	Year Set	Pole Trt Class Anchor Direct.	Record				Proposed				Item No.	LOCATION AND NATURE OF WORK If not in accordance with Joint Pole agreement and routine-state reasons.	
				U1	U2			U1	U2	U3				
			L					L					U1 TO REPLACE POLE FOR BENEFIT OF U3 SEC 7.3, 10.8	1
1234U1	45	02	FT	39-9	24-6			PTD					DREAM RD S/S 212' W/O ONE WAY	2
			CL-3											3
								1	1			83A	U3 TO PAY U1 & U2 FOR TRANSFER	4
														5
5678U1	50		FT					43-13	23-5	24-1			DREAM RD S/S 211' W/O ONE WAY	6
			CL-3											7
														8
														9
														10
														11
														12
														13

POLE LEGEND: L = LOWER TOP (Item 5E)
 P = PULL (Item 5A) C(XX) = FOOTAGE CUT
 PB = PULL BUTT SCZ = SAFETY CLEARANCE ZONE
 T = TRANSPORT (Item 5B)
 S = SALVAGE
 D = DISPOSE (Item 5D)
 TN = TENANT

ANCHOR/ARM LEGEND:
 AR = ANCHOR/ARM REMOVED
 AT = ANCHOR/ARM TRANSFERRED

Show Quantity of Items to be billed in the Column of Party to be Paid.



NEVERLAND
 COMMUNITY



J.P. Auth. No.

POLE NO.	Pole Length	Year Set	Pole Treat	Record								Proposed								Item No.	LOCATION AND NATURE OF WORK If not in accordance with Joint Pole agreement and routine-state reasons.	BILL CODE	UTILITY		ACCOUNTING DIRECTIONS:
				E	FTR	HSO	E	FTR	HSO	E	FTR	HSO	E	FTR	HSO	E	FTR	HSO	TOTAL AMT				TOTAL AMT		
																			AMOUNT				AMOUNT		
																			1						
																				2					
																				3					
																				4					
																				5					
																				6					
																				7					
																				8					
																				9					
																				10					
																				11					
																				12					
																				13					
																				14					
																				15					
																				16					
																				17					
																				18					
																				19					
																			COL TOT						

J.P. FORM 2-1 Rev 07/13
POLE LEGEND:
 P = PULL
 PB = PULL BUTT
 T = TRANSPOR
 S = SALVAGE
 D = DISPOSE
 TN = TENANT
 L = LOWER TOP
 C(XX) = FOOTAGE CUT
 SCZ = SAFETY CLEARANCE ZONE
ANCHOR LEGEND:
 AR = ANCHOR REMOVED
 AT = ANCHOR TRANSFERRED

Show Quantity of Items to be billed in the Column of Party to be Paid.

↑ ↑ ↑ ↑ ↑ ↑ ↑ ↑ ↑ ↑ ↑ ↑ ↑ ↑ ↑ ↑
 GEOGRAPHICAL LOCATION

 COMMUNITY

PAGE TOTAL _____

9.3 Removal of Clearance Attachment

Member desiring to remove recorded clearance attachment shall issue Joint Pole Authorization to clear pole from record. **Note: not to be used on a replacement (08/14/2018 – LH/MO to make an example).**

POLE NO.	Pole Length Anchor Size	Year Set	Pole Class Anchor Direct.	Record										E	HLA	Item No.	LOCATION AND NATURE OF WORK If not in accordance with Joint Pole agreement and routine-state reasons.	BILL CODE	UTILITY TOTAL AMT		ACCOUNTING DIRECTIONS:	
				E	HLA														AMOUNT	AMOUNT		
4851845E	55	2015	FT CH1												48-19	23-5 TN		E TO SET PER 3.3, 19.6, 14.9, 10.8	1			
	1"	2015	E												.50	.50	111B	LIVE OAK ST S/S 1044' E/O ATLANTIC AV	2			
															1/2 (1)		9A	HAND DIG	3			
															2		83	PHONE/CATV	4			
															2		78A	PHONE/CATV	5			
																			6			
1059078E	45	1955	FT C4	38-15	23-5										PTD			E TO REPLACE PER 7.13, 7.4, 10.8, 19.6, 13.3	7			
																		LIVE OAK ST S/S 1098' E/O ATLANTIC BL	8			
																	19B	NC	9			
																	83	PHONE/CATV - NC	10			
1059078E	55	2015	FT CH1												48-19	23-5 TN		LIVE OAK ST S/S 1098' E/O ATLANTIC AV	11			
																		STREET NAME CORRECTION	12			
																			13			
																			14			
																			15			
																			16			
																			17			
																			18			
																			19			
																			COL TOT			

Missing kv?

POLE LEGEND:
 P = PULL
 PB = PULL BUTT
 T = TRANSPOR
 S = SALVAGE
 D = DISPOSE
 TN = TENANT

L = LOWER TOP
 C(XX) = FOOTAGE CUT
 SCZ = SAFETY CLEARANCE ZONE
 ANCHOR LEGEND:
 AR = ANCHOR REMOVED
 AT = ANCHOR TRANSFERRED

Show Quantity of
 Items to be billed
 in the Column of
 Party to be Paid.

GEOGRAPHICAL LOCATION
 CUDAHY
 COMMUNITY

PAGE TOTAL _____

Southern California Joint Pole Committee

279 E. Arrow Hwy., Suite 104
San Dimas, CA 91773
Phone (909) 599-3801

October 16, 2018

A meeting of the **Routine Revision Committee** took place on the above date, **at 9:06 a.m. at the Committee office. Those in attendance were:**

Ms. Maria Ortiz	XO Communication
Mr. Wayne Brown	Southern California Edison
Ms. Valerie Mitwasi	Southern California Edison
Mr. Josh Mathisen	AT&T California
Ms. Cory Crawford	AT&T California
Mr. Jeff Williams	City of Los Angeles
Mr. Ronald Schram	City Of Los Angeles
Ms. Samantha Carrillo	Time Warner Cable
Mr. Bret Plaskey	Frontier Communications
Mr. Glenn Leckie	Frontier Communications
Mr. Joe Serrato	Crown Castle NG West Inc./NewPath/CA-CLEC LLC
Ms. Aarize Dizon	Crown Castle NG West Inc./NewPath/CA-CLEC LLC
Ms. Marina Birarova	Crown Castle NG West Inc./NewPath/CA-CLEC LLC
Ms. Alicia Smith	Sprint Nextel Corporation/Sprint Communications CO.L.P.
Ms. Angela Pranata	Committee Staff
Ms. Kathleen Allen	Committee Staff
Ms. Anali Spencer	Committee Staff

Those attending via teleconference were:

Mr. Alex Parra	City of Riverside
Ms. Francis Fatigati	AT&T California
Mr. Iman Yossi Torbati	City of Vernon
Ms. Jaclyn Puga	AT&T California
Ms. Kay Black	AT&T California
Ms. Linda McLean	Extenet Systems
Ms. Linda Paradise	AT&T California
Ms. Lynn Prescott	Verizon Wireless
Ms. Marcy Quayle	Extenet Systems
Ms. Racheal Torres	Mobilitie, LLC
Mr. Sven-Axel Knauth	City of Burbank
Ms. Yvonne Johnson	AT&T Mobility

Ms. Ortiz called the meeting to order at 9:06 a.m.

Agenda Item 1 – Review of prior month’s minutes - Ms. Ortiz opened the meeting by inquiring if there were any questions or concerns regarding the previous meetings minutes. There were no comments or concerns from any members.

Agenda Item 2 – Interpretation of Routine Handbook – Ms. Ortiz opened the discussion to the members for any questions regarding the Routine Handbook. There were no comments or concerns from any members.

Agenda Item 3 – Item 1597: Review of Routine Handbook Examples (5/19/2015) - Ms. Ortiz reopened the discussion on Review of Routine Handbook Examples.

Ms. Ortiz then inquired about the example for Section 8.2 that Mr. Brown is to create. Mr. Brown is waiting for a response back from the department at SCE who is reviewing the verbiage he presented to them. He requested to table this for the next month’s Routine Revision Meeting.

Ms. Ortiz stated that they did not get a chance to work on creating Examples for Section 9.3 and Section 9.4. This will be tabled for the next month’s Routine Revision Meeting.

Ms. Ortiz inquired if any of the members had any examples they would like to discuss. There were none at this time.

Agenda Item 4 - Item 1609: JP Form and Timelines – Ms. Ortiz reopened the discussion on the Joint Pole forms and timelines. Mr. Brown still needs more time to research fees to add as additional Authorized Costs. The members agreed to table this item for the next Routine Revision Meeting.

Agenda Item 5 - Item 1620: Failure to Complete Pole Removal – Which is in conjunction to Item 1609. Ms. Ortiz inquired if there was any further discussion on this. The members agreed to table this item for the next Routine Revision Meeting.

Agenda Item 6 - Item 1626: Electronic Delivery of Forms – Ms. Ortiz opened this discussion on the electronic delivery of forms. Mr. Plaskey inquired if LADWP is submitting all forms 100% electronically. Mr. Williams stated that they are supposed to be electronic, but there are still some JPAs being sent via mail and will remind his team at LADWP to do everything electronically. Mr. Plaskey stated he will let his people at Frontier know to keep a watch out for both paper and electronic copies from LADWP.

Agenda Item 7 – Item 1653: New AC item for Failure to Submit Pole Loading by Unauthorized member (14C) 2019-2020 (4/17/18) (Moved from AC) – Ms. Ortiz opened the discussion, which was to possibly create an authorized cost for this. Ms. Pranata stated that City of Burbank was on the line. Mr. Knauth inquired if there was something he needed to do on this. The members discussed if this would go under Section 18 or Section 4.1. Mr.

Williams stated that if the unauthorized attachment does not submit the pole loading then the base owner can do the pole loading and charge the unauthorized attachment. Mr. Mathisen stated that if the unauthorized attachment does not perform pole loading then the initiating member will have the opportunity to charge for pole loading. Mr. Knauth stated that he could work on the proposed language. The members reviewed Section 18 and Section 4.1 and agreed that the language should be under Section 4.1. Ms. Pranata stated that in March 2018 the members discussed this subject without discussing a cost or penalty at the time. Mr. Williams stated that they would also need a timeline for the pole loading to be completed. Mr. Knauth confirmed the verbiage he was to work on should be drafted under Section 4.1 and the members agreed.

Agenda Item 8 – Item 1654: 7.11(a) Replacement Due to Year Set vs. GO 95 (5/15/18) – Ms. Ortiz opened the discussion for Mr. Plaskey’s proposal. Mr. Plaskey requested to table this item for the next Routine Revision Meeting. He is still working on finalizing language to propose to the committee.

Agenda Item 9 – Revised Final Form to Match Revised Preliminary JP2 (SCE 6/1/18) – Ms. Ortiz opened the discussion to Ms. DeBarge’s proposed excel form of the Form 2. The members agreed to table this item for Ms. DeBarge for the next Routine Revision Meeting.

Agenda Item 10 – Item 1656: Preliminary Form 2 Submittal (8/14/18) – Ms. Ortiz opened the discussion to Preliminary Form 2 Submittal. Ms. Pranata stated that it was not specified in the routine handbook all the associated members have the same 45 day waiting period. Mr. Serrato stated that Mr. Carrion wanted it spelled out in the routine handbook that submitting the JPA at the same time to all members and that is when the 45 days starts. Mr. Serrato stated Mr. Carrion was going to get together some verbiage and requested it be tabled for the next Routine Revision Meeting.

Agenda Item 11 - Miscellaneous Items –

- Ms. Ortiz opened the topic of Tier 3 High Fire JPA’s with Antennas. Mr. Brown stated he was waiting on Ms. Hernandez to get back to him. Ms. Ortiz stated that Ms. Hernandez reached out internally and was waiting for a response.
- Mr. Brown stated that SCE is getting quality issues on JPAs from other members’ contractors who are reaching out to SCE with questions and asking for training. He stated that these contractors need to reach out to the members they are contracted by. Mr. Williams stated LADWP is getting the same issue from contractors. Mr. Williams stated contact is coming a lot from the two wireless companies, AT&T Wireless and Verizon Wireless. Ms. Pranata commented that SCJPC is being contacted via email or by phone as well. Mr. Brown stated MCI is contacting SCE frequently as well. Ms. Mitwasi stated that they are

reaching out to SCE asking one question and then trying to get training. Ms. Prescott from Verizon Wireless stated that the contractors could be referred back to her, and she can then go back to get a hold of their project manager.

- Mr. Brown stated that he brought up 8 months ago and again 2 months ago, the topic of a company being denied access to the poles, but going ahead and attaching to the poles, then sending a JPA saying they are purchasing interest under Section 4.1 along with a Form 48. He stated that this is happening too often to be considered a mistake. Recently, a company attached to an electroleo pole which SCE does not allow. The company placed an antenna on the electroleo pole and sent a JPA and Form 48 stating they were unauthorized. Mr. Brown stated that the penalty phase of attaching an unauthorized is not hindering companies from attaching because they want to get their customers up and take the penalty. He continued that this is not the way the committee runs. Mr. Plaskey inquired if by them attaching do they cause an overload in pole loading. Mr. Brown stated in most cases this is why they are being denied because they will cause an overload. Mr. Plaskey stated that the Section 4.1 is being used in lieu of standard process. Mr. Brown stated that they are attaching to poles that are not overloaded, causing an overloading, instead of requesting for the pole to be replaced. Mr. Parra inquired if SCE goes to the sites to see what is going on. Mr. Brown stated that when the pole loading is sent to SCE they run the loading for the pole through their program as is and then with their proposed attachment. He stated if the pole is failing as is they will put it in their system to be replaced, but if it will fail with the proposed attachment, they need to request a replacement. Mr. Parra inquired if they are possibly old antennas that are being taken over. Mr. Carrion asked if they are old antennas or new and Mr. Brown stated that they are new antenna attachments as of October 2018, especially since they do not allow the attachments on the electroleo poles which are cement street light poles. He stated that they allow attachment on the wood poles with street lights but not the electroleo poles. Mr. Williams and Mr. Parra stated that LADWP and City of Riverside are starting to allow antenna attachments on street light poles. Mr. Brown stated that he would like to come up with something to deter this from happening. Mr. Brown will speak with his group at SCE internally to come up with a deterrent.

Agenda Item 12 – Review of Action items/JPA Alerts –

- Ms. Ortiz is to work on Examples for Section 9.3 and Section 9.4.
- Mr. Knauth from the City of Burbank will work on the verbiage for failure to submit pole loading by the unauthorized member.
- Ms. DeBarge will present her revisions to the excel form of the Form 2 next month.

Routine Revision – October 16, 2018

- Ms. Ortiz and Cable Engineering Services (CES) to follow up on setting up a meeting with SCE to discuss wireless antennas on Tier 3 poles.

The Meeting adjourned at 9:38 a.m. until November 20, 2018.

Anali Spencer - Committee Staff

Forms/Subject	Current time frames	Proposed	Comments	Change?	Discussed date
Form 2	45 days You can start construction on 46th day (SCE can't change)	60 days	Member asked for extension and denied Definition of 45 day timeframe:	NO CHANGES NO CHANGES NO CHANGES NO CHANGES	
Timeline for CPUC From approved F2 to construction from Initiating member From construction complete to send Form 48	30 days			NO CHANGES	
Form 48 (notify member to facilitate transfer)	60 days construction	180 days by AT&T		Yes	1/17/2017
		PENALTY after 180 days with notice (?)		?	1/16/2018
	45 days billing			NO CHANGES	
Form 7	15 days	21 days? 30 days?	Leave it to 15 days	NO CHANGES	
Form 2 Final	not less than 45 and no more than 90 calendar days after sending the completed Form 48.		OK	NO CHANGES	
Failing to PTD (Burbank)		Additional AC for reimbursement	Need to discuss LTD/SOP	Pending	2/20/2018

1.0 PROCEDURE STATEMENT

The purpose of this procedure is to capture the process that all members of the Southern California Joint Pole Committee (SCJPC) will adhere to upon receiving a Form 48 notifying work has been completed.

2.0 ROLES AND RESPONSIBILITIES

2.1 All members of the SCJPC

3.0 PROCEDURE DETAIL

- 3.1 Upon completion of work by the initiating member, the initiating party shall have 60 days to notify all joint owners of work completion via Form 48 (or NJUNS).
- 3.2 Party responsible to Pull Transport and Dispose (PTD) shall have 180 days to remove pole.
 - 3.2.1 All members shall have 45 days to review and/or dispute the Form 48.
 - 3.2.2 Any member required to transfer prior to the pole being removed, must transfer and issue Form 48 to all parties within 60 days.
 - 3.2.3 Member responsible for the PTD must remove pole within 180 days of receiving Form 48 and must issue a Form 48 notifying all joint owners of work completion.

 *Process Ends*

- 3.3 Members failing to adhere to the 180 day process.
 - 3.3.1 Maybe subject to penalties
 - 3.3.2 Penalty to include actual cost for base owner to return to field to remove the buddy pole.
 - 3.3.3 Responsible party to PTD will be responsible for any fines/fees imposed by City or County agencies.

 *Process Ends*

3.4 Exceptions:

- 3.4.1 Priority 1 poles should be removed within 60 days of receiving Form 48.
- 3.4.2 High Fire, high wind poles should be removed within 120 days of receiving Form 48.
- 3.4.3 Penalty: Responsible party shall receive 10 days to remediate once penalty phase is imposed.
- 3.4.4 Form 48 maybe replaced by NJUNS, which case the above procedure detail will remain the same.

 *Process Ends*

DRAFT

Angela Pranata

From: April DeBarge <April.DeBarge@sce.com>
Sent: Monday, May 15, 2017 8:28 AM
To: laptop01@scjpc.net
Cc: Gerald Brown; Jessica Pearson
Subject: RE: adding member to JPA via F7
Attachments: Add member to JPA.XLSX

Here is another sample note we should add to the example. The majority of members added to the JPA are discovered at the signed copy level. I don't have a sample of that yet to share with the members.

	5		
	6		
	7		
U TO ASSUME U3PTD AND TRANSFER COSTS	8		
	9		
U3 UNAUTHORIZED - WILL PAY ALL TRANSFER AND P U COSTS	10		
	11		
	12		

april
Be Safe Always...

From: April DeBarge
Sent: Saturday, May 13, 2017 10:12 AM
To: 'laptop01@scjpc.net' <laptop01@scjpc.net>
Subject: FW: adding member to JPA via F7

Opsie – my laptop email address was incorrect.

april
Be Safe Always...

From: April DeBarge
Sent: Saturday, May 13, 2017 10:10 AM
To: 'laptop@scjpc.net' <laptop@scjpc.net>
Cc: Gerald Brown <Gerald.Brown@sce.com>; Jessica Pearson (Jessica.Pearson@sce.com) <Jessica.Pearson@sce.com>; Angela Pranata (angela@scjpc.net) <angela@scjpc.net>
Subject: adding member to JPA via F7

I haven't had a chance to delve off into the routine handbook verbiage, but thought we might want to take a look at what this would look like. It will be noted and stressed to all members that preliminary research is adequate so that members who are on the pole card are not carelessly overlooked.

Below (attached) is a JPA involving a replacement, but we would want to chat about purchase of interest also. Generally, purchase of interest JPAs don't bill within 45 days, so the same concept of "resent to include U3" could be used. **Jessica** – do you have a section 4 sample of a member being added?

- In the scenario below, it was discovered by U1 at the time of sending the F48 that U3 is now a joint owner; U3 JPA appears to have perhaps billed out of sequence.
- Instead of creating a revision, the 45 days is allotted for U3 and though U3 was not joint owner the date U1 JPA was prepared or originally sent, the rules of 7.13 will apply to that member only, meaning that U1 will assume all of U3's PTD and transfer costs, unless it can be proved the replacement did *not* take place prior to U3 being notified.

FINAL AUTHORIZATION FOR JOINT POLE TRANSACTION

BILL NO. _____

PAGE NO. **1 OF 1** This authorization is in accordance with Joint Pole Agreement and Routine. The undersigned have agreed on joint work as specified herein.

Date Prepared **1/8/2012** Resent to include U3 2/28/17 In Field By Telephone

Date Sent **1/18/2012** Confirming Agreement **1/11/2012** Date Completed _____ No. of Pages **1 OF 1** J.P. Auth. No. **E6059-4041874**

UTILITY	REPRESENTATIVE	DISTRICT-DIVISION-EXCHANGE	APPROVED	TAKING INSTRUCTIONS	ACCOUNTING DATA
U1	R BOULEY	VALENCIA	R BOULEY	VALENCIA	TD567101 700221
U2	S CAMPBELL	VALENCIA	MCDONALD	SANTA CLARITA	732-3P012JP-011
U3					

2	POLE NO.	Pole Break Hooker Ser	Year Set	Pole Class Hooker Descri.	Record			Proposed			Item No.	LOCATION AND NATURE OF WORK If not in accordance with Joint Pole agreement and routine.
					16KV U1	16KV U2	16KV U3	16KV U1	16KV U2	16KV U3		
	1059360E	50	55	FT 4 40-10	24-6 T24	24-1				PTD		E TO REPLACE PER SEC 7.11
	1059360E	55	12	FT H1						48-17 24-6	25-1	JESSIE ST E/S 489' S/O 3RD ST EXTD

U1 TO ASSUME U3 PTD AND TRANSFER COSTS

POLE LEGEND: L - LOWER TOP, P - PULL, PB - PULL BUTT, T - TRANSPORT, S - SALVAGE, C - CARRIER

ANCHOR LEGEND: L - LOWER TOP, C (N) - FOOTAGE OUT, SCZ - SAFETY CLEARANCE ZONE

Show Quantity of Items to be billed in the Column of _____

GEOGRAPHICAL LOCATION
SAN FERNANDO

FORM 48 2/28/2017

PAGE 1

Pole Number: 1059360E

Location: JESSIE ST E/S 490' S/O 3RD ST EXT

Latitude: - Class:

Longitude: -

Pole Height: 50 Top: 0.0

Year Set: 1955 Treatment: FT

City: SAN FERNANDO Code: -

Repl Pole #:

Removal/Relinquishment:

Member to remove pole or member relinquished:

Company	ANT	Grade & Space	Additional Info
E	-	16K 43-13	
FTR	-	24-6 T24	
HLA	-	24-1	

JPA Number: H735361607

Bill of Sale:

Pole BOS: Pole: 1059360E - 8/58: E BILL GT \$44 PLUS \$1.76 TAX: CNT12218
 9/13: E BILL H \$43; V2 BILL H \$47:

april
 Be Safe Always...

RESENT TO INCLUDE U3 2/3/16

AUTHORIZATION FOR JOINT POLE TRANSACTION

J.P. FORM 2-1 Preliminary 1/95

Date Prepared 1/7/2016

This authorization is in accordance with Joint Pole Agreement and Routine. The undersigned have agreed on joint work as specified hereon

COPY

Date Sent 1/24/2016 Confirming Agreement 2/3/2016 In Field By Telephone Est. Const. Start _____ No. of Pages _____ J.P. Auth.No. U1XXXX-XXXXXXXX R01

UTILITY	REPRESENTATIVE	DISTRICT-DIVISION-EXCHANGE	APPROVED	TAXING INSTRUCTIONS	ACCOUNTING DATA
U1	LARRY BENTON	BLYTHE	SEAN TUCKER	CITY OF VISALIA	1234567
U2	AL WYMER	BLYTHE	STEPHEN PEBLEY	BLYTHE	789JP-1
U3	FELIPE STORY	BLYTHE	JOHN HERNANDEZ	BLYTHE	56789

POLE NO.	Pole Length Anchor Size	Year Set	Pole Trt Class Anchor Direct.	Record			Proposed			Item No.	LOCATION AND NATURE OF WORK If not in accordance with Joint Pole agreement and routine-state reasons.	
				12KV U1	U2	U3	12KV U1	U2	U3			
49301U1	45	54	BT		22	23	C-15	PTD			2500 E 275' S N/W COR/O SEC 2 T9S R21E	1
							1/3(1)		5C			3
												4
												5
49301U1	45	15	FT				39-10	22-1	23-1		1160' N/O 4TH ST 105' W/O SUNSET WAY	6
			CL4				21-3				LOCATION CHANGE	7
												8
												9
												10
											U1 TO ASSUME ALL PTD/TRANSFER CHARGES FOR U3 IF WORK HAS BEEN COMPLETED PRIOR TO SENDING JPA TO U3	11
												12
												13

POLE LEGEND: L = LOWER TOP (Item 5E)
 P = PULL (Item 5A) C(XX) = FOOTAGE CUT
 PB = PULL BUTT SCZ = SAFETY CLEARANCE ZONE
 T = TRANSPORT (Item 5B)
 S = SALVAGE
 D = DISPOSE (Item 5D)
 TN = TENANT

ANCHOR/ARM LEGEND:
 AR = ANCHOR/ARM REMOVED
 AT = ANCHOR/ARM TRANSFERRED

Show Quantity of Items to be billed in the Column of Party to be Paid.

GEOGRAPHICAL LOCATION

BLYTHE
COMMUNITY

VP/J.P.-03

Rev. Jul 2013

Date Prepared 1/7/2016

This authorization is in accordance with Joint Pole Agreement and Routine. The undersigned have agreed on joint work as specified hereon

COPY

Date Sent **4/21/2016** / **2/6/2016** Confirming Agreement _____ In Field By Telephone Est. Const. Start _____ No. of Pages _____ J.P. Auth.No. U1XXXX-XXXXXXXX R01

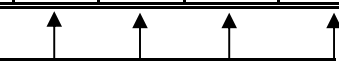
UTILITY	REPRESENTATIVE	DISTRICT-DIVISION-EXCHANGE	APPROVED	TAXING INSTRUCTIONS	ACCOUNTING DATA
U1	LARRY BENTON	ARROWHEAD	SEAN TUCKER	RIMFOREST	1234567
U2	D MEZA	REDLANDS	K TAYLOR	LAKE ARROWHEAD	789JP-1

POLE NO.	Pole Length Anchor Size	Year Set	Pole Trt Class Anchor Direct.	Record			Proposed			Item No.	LOCATION AND NATURE OF WORK If not in accordance with Joint Pole agreement and routine-state reasons.
				12KV U1	U2		12KV U1	U2			
											U1 TO REPLACE SEC 7.11 1
49301U1	50	49	FT	43-14	23-5		C-14	PTD			NPL CEDAR GLEN TRL 560' W/O N/E COR/O CEDAR GLEN 2
			CL2				1/2(1)			5C	3
											4
49301U1	60	14	FT				52-23	23-5			NPL CEDAR GLEN TRL 561' W/O N/E COR/O CEDAR GLEN 5
			H6								6
											U1 TO REPLACE SEC 7.13 7
49302U1	50	49	FT	43-11	26-8		PTD				NPL CEDAR GLEN TR 400' W/O N/E COR/O CEDAR GLEN 8
											9
49302U1	60	14	FT				52-20	26-8			NPL CEDAR GLEN TR 401' W/O N/E COR/O CEDAR GLEN 10
			H4								11
											12
											13

POLE LEGEND: L = LOWER TOP (Item 5E)
 P = PULL (Item 5A) C(XX) = FOOTAGE CUT
 PB = PULL BUTT SCZ = SAFETY CLEARANCE ZONE
 T = TRANSPORT (Item 5B)
 S = SALVAGE
 D = DISPOSE (Item 5D)
 TN = TENANT

ANCHOR/ARM LEGEND:
 AR = ANCHOR/ARM REMOVED
 AT = ANCHOR/ARM TRANSFERRED

Show Quantity of Items to be billed in the Column of Party to be Paid.



GEOGRAPHICAL LOCATION
LAKE ARROWHEAD
COMMUNITY

Rule 7.11 & 7.14 Proposal (from Frontier)

Mutual benefit shall be understood to apply under this section as follows:

~~(a) Pole 25 years old or more~~

(a) Pole less than 25 years old, but Any pole rendered unfit for service by any cause not the fault of a joint owner including existing overloaded poles. (Revised April 2015)

(b) Pole requiring relocation for the benefit of all Members concerned

(c) Pole identified in authorized maintenance inspection program as unfit for service

(d) Pole requiring replacement for clearing of discovered existing General Order 95 infractions not the fault of any joint owner.

(e) Pole replaced prior to Form 2 and Form 48. Form 2 must be noted that this is a Priority Pole. Section 7.13 applies only if Form 2 is not issued within 45 days. (Revised March 2016)

Rule 7.3 Proposal (From Frontier)

This section provides for the replacement of a solely owned or a jointly owned pole, ~~less than 25 years old~~ for the sole benefit of an incoming Member or one joint owner. This section also applies to poles replaced due to damage caused by facilities of a joint owner and to all solely owned or jointly owned poles replaced for the sole benefit of Members having less than 20 consecutive years of Joint Pole Committee membership.

AUTHORIZATION FOR JOINT POLE TRANSACTION

J.P. FORM 2-1 Preliminary 1/95

Date Prepared 4/14/2018

This authorization is in accordance with Joint Pole Agreement and Routine. The undersigned have agreed on joint work as specified hereon.

Date Sent 4/16/2018

Confirming Agreement _____

In Field

By Telephone

Est. Const. Start _____

No. of Pages 1

J.P. Auth.No. U3-123-456

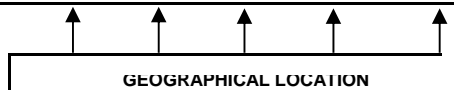
UTILITY	REPRESENTATIVE	DISTRICT-DIVISION-EXCHANGE	APPROVED	TAXING INSTRUCTIONS	ACCOUNTING DATA
U1	JONES	LOS ANGELES	JONES	LOS ANGELES	5577303
U2	JOHNSON	LOS ANGELES	JOHNSON	LOS ANGELES	A403
U3	SMITH	LOS ANGELES	SMITH	LOS ANGELES	12345

POLE NO.	Pole Length Anchor Size	Year Set	Record				Proposed				Item No.	LOCATION AND NATURE OF WORK If not in accordance with Joint Pole agreement and routine-state reasons.	
			Pole Trt Class Anchor Direct.	U1	U2		U1	U2	U3				
				L				L				U1 TO REPLACE POLE FOR BENEFIT OF U3 SEC 7.3, 10.8	1
1234U1	45	02	FT	39-9	24-6			PTD				DREAM RD S/S 212' W/O ONE WAY	2
			CL-3										3
								1	1		83A	U3 TO PAY U1 & U2 FOR TRANSFER	4
													5
5678U1	50		FT					43-13	23-5	24-1		DREAM RD S/S 211' W/O ONE WAY	6
			CL-3										7
													8
													9
													10
													11
													12
													13

POLE LEGEND: L = LOWER TOP (Item 5E)
 P = PULL (Item 5A) C(XX) = FOOTAGE CUT
 PB = PULL BUTT SCZ = SAFETY CLEARANCE ZONE
 T = TRANSPORT (Item 5B)
 S = SALVAGE
 D = DISPOSE (Item 5D)
 TN = TENANT

ANCHOR/ARM LEGEND:
 AR = ANCHOR/ARM REMOVED
 AT = ANCHOR/ARM TRANSFERRED

Show Quantity of
 Items to be billed
 in the Column of
 Party to be Paid.



NEVERLAND
COMMUNITY

VP/J.P.-03
Rev. Jul 2013

9.3 Removal of Clearance Attachment

Member desiring to remove recorded clearance attachment shall issue Joint Pole Authorization to clear pole from record. **Note: not to be used on a replacement (08/14/2018 – LH/MO to make an example).**

J.P. Auth. No.

POLE NO.	Pole Length	Year Set	Pole Treat	Record								Proposed								Item No.	LOCATION AND NATURE OF WORK If not in accordance with Joint Pole agreement and routine-state reasons.	BILL CODE	UTILITY		ACCOUNTING DIRECTIONS:
			Class																TOTAL AMT				TOTAL AMT		
			Anchor Direct.																AMOUNT				AMOUNT		
Anchor Size																									
																			1						
																				2					
																				3					
																				4					
																				5					
																				6					
																				7					
																				8					
																				9					
																				10					
																				11					
																				12					
																				13					
																				14					
																				15					
																				16					
																				17					
																				18					
																				19					
																			COL TOT						

J.P. FORM 2-1 Rev 07/13

POLE LEGEND:
 P = PULL
 PB = PULL BUTT
 T = TRANSPOR
 S = SALVAGE
 D = DISPOSE
 TN = TENANT

L = LOWER TOP
 C(XX) = FOOTAGE CUT
 SCZ = SAFETY CLEARANCE ZONE
 SOP = SECTION OF POLE

ANCHOR LEGEND:
 AR = ANCHOR REMOVED
 AT = ANCHOR TRANSFERRED

Show Quantity of Items to be billed in the Column of Party to be Paid.

↑ ↑ ↑ ↑ ↑ ↑ ↑ ↑ ↑ ↑

GEOGRAPHICAL LOCATION

COMMUNITY

PAGE TOTAL _____

Southern California Joint Pole Committee

279 E. Arrow Hwy., Suite 104

San Dimas, CA 91773

Phone (909) 599-3801

November 20, 2018

A meeting of the **Routine Revision Committee** took place on the above date, **at 9:03 a.m. at the Committee office. Those in attendance were:**

Mr. Wayne Brown	Southern California Edison
Mr. Josh Mathisen	AT&T California
Ms. Cory Crawford	AT&T California
Mr. Jeff Williams	City of Los Angeles
Mr. Ronald Schram	City Of Los Angeles
Mr. Bret Plaskey	Frontier Communications
Mr. Glenn Leckie	Frontier Communications
Mr. Earle Carrion	Crown Castle NG West Inc./NewPath/CA-CLEC LLC
Ms. Shawn Henderson	T-Mobile USA
Ms. Angela Pranata	Committee Staff
Ms. Kathleen Allen	Committee Staff
Ms. Anali Spencer	Committee Staff

Those attending via teleconference were:

Ms. Maria Ortiz	XO Communication
Ms. Alicia Smith	Sprint Nextel Corporation/Sprint Communications CO.L.P.
Mr. Artemio Lopez	AT&T California
Mr. Brandon Robinson	City of Banning
Mr. Iman Yossi Torbati	City of Vernon
Ms. Jaclyn Puga	AT&T California
Ms. Kay Black	AT&T California
Ms. Lupe Hernandez	Teleport Communications America, LLC
Ms. Lynn Prescott	Verizon Wireless
Ms. Mia Tran	Crown Castle NG West Inc./NewPath/CA-CLEC LLC
Ms. Racheal Torres	Mobilitie, LLC
Ms. Samantha Carrillo	Time Warner Cable
Mr. Sven-Axel Knauth	City of Burbank
Ms. Yvonne Johnson	AT&T Mobility

Ms. Ortiz called the meeting to order at 9:03 a.m.

Agenda Item 1 – Review of prior month’s minutes - Ms. Ortiz opened the meeting by inquiring if there were any questions or concerns regarding the

previous meetings minutes. There were no comments or concerns from any members.

Agenda Item 2 – Interpretation of Routine Handbook – Ms. Ortiz opened the discussion to the members for any questions regarding the Routine Handbook. There were no comments or concerns from any members.

Agenda Item 3 – Item 1597: Review of Routine Handbook Examples (5/19/2015) - Ms. Ortiz reopened the discussion on Review of Routine Handbook Examples.

Ms. Ortiz then inquired about the example for Section 8.2 that Mr. Brown is to create. Mr. Brown stated Section 8.2 will be left as is, but would like to make sure that the members are aware that when SCE is on government land and using Section 8.2, other members are responsible for their own easement. Section 8.2 will be the record from SCE notifying the government land people that the joint member was notified that they were placing a pole on government land and are required to get an easement. Ms. Ortiz inquired if an example for Section 8.2 was not required, and Mr. Brown confirmed.

Ms. Ortiz stated that they did not get a chance to work on creating examples for Section 9.3 and Section 9.4. This will be tabled for the next month's Routine Revision Meeting.

Ms. Ortiz inquired if any of the members had any examples they would like to discuss.

Mr. Carrion stated he was looking at Example 27 and he believes they should have another example showing a communication line with appropriate grade and space but the grade and space does not immediately show appropriate safety clearance zone. Ms. Ortiz inquired if Mr. Carrion would like to create an example. He stated that he had an example created already. The example was forwarded to Ms. Pranata to review with all the members (see attached). Mr. Carrion explained that there are two examples listed. Ms. Ortiz inquired if powers grade and space should be 43-9 since the secondary is at 34. Mr. Carrion stated that it is right at 34 and they need to purchase down a foot below it. Mr. Williams stated the space is plus down one foot. Ms. Hernandez stated power goes up and communication goes down. Ms. Hernandez stated that if they are attached at 33-9 then they need to go down to 33. Mr. Carrion stated that in this case the example would never exist and inquired if there was a case where this example would exist. For the case of the example they changed the secondary from 34'0" to 33'10". Mr. Williams inquired about the grade up because then they would be purchasing air space. Ms. Hernandez stated that for power it is their lowest attachment up to the top grade. Ms. Hernandez stated that this had been discussed and posted as a JPA Alert. Mr. Torbati inquired if the secondary was at 32 would that qualify it as a Section 4.3 purchase. Ms. Ortiz stated that yes it would be a Section 4.3 in that case. After further discussion the members updated the record on the example and it was agreed that the examples made sense as they were and that

Mr. Carrion will prepare the verbiage for the new example to be presented at the January 2019 Routine Revision Meeting.

Agenda Item 4 - Item 1609: JP Form and Timelines – Ms. Ortiz reopened the discussion on the Joint Pole forms and timelines. Mr. Brown requested to table this item for the next Routine Revision Meeting.

Agenda Item 5 - Item 1620: Failure to Complete Pole Removal – Which is in conjunction to Item 1609. Ms. Ortiz inquired if there was any further discussion on this. The members agreed to table this item for the next Routine Revision Meeting.

Agenda Item 6 - Item 1626: Electronic Delivery of Forms – Ms. Ortiz opened this discussion on the electronic delivery of forms. Ms. Ortiz requested from Mr. Brown to ask the SCE staff to add Tier 3 to the subject line for the high fire JPAs.

Agenda Item 7 – Item 1653: New AC item for Failure to Submit Pole Loading by Unauthorized member (14C) 2019-2020 (4/17/18) (Moved from AC) – Ms. Ortiz opened the discussion. Ms. Pranata stated that City of Burbank sent verbiage to add to Section 4.1 (see attached). The members reviewed the verbiage and agreed with the proposed verbiage and they would now require a new Authorized Cost. Ms. Ortiz stated this item will be placed on hold until they get an Authorized Cost. Ms. Pranata inquired if this will be presented at tomorrow’s Administrative Board meeting. Mr. Williams stated they should wait to present the verbiage and the cost together. Mr. Williams inquired if they would be able to add Item 14c to the 2019-2020 Authorized Costs Matrix. Ms. Pranata stated that the numbers have not yet been approved and that she could send an email to the members suggesting a price for pole loading. Ms. Ortiz stated she will present this at tomorrow’s Administrative Board meeting and then discuss it in January 2019 so the members can present suggested pole loading prices. The members will work on verbiage during the Authorized Costs meeting for Item 14c to add to the 2019-2020 Authorized Costs.

Agenda Item 8 – Item 1654: 7.11(a) Replacement Due to Year Set vs. GO 95 (5/15/18) – Ms. Ortiz opened the discussion on Mr. Plaskey’s proposal. Mr. Plaskey requested to table this item for the next Routine Revision Meeting.

Agenda Item 9 – Revised Final Form to Match Revised Preliminary JP2 (SCE 6/1/18) – Ms. Ortiz opened the discussion on Ms. DeBarge’s proposed excel form of the Form 2. The members agreed to table this item for Ms. DeBarge for the next Routine Revision Meeting.

Agenda Item 10 – Item 1656: Preliminary Form 2 Submittal (8/14/18) – Ms. Ortiz opened the discussion to Preliminary Form 2 Submittal. Mr. Carrion stated he would like to close the item for now.

Agenda Item 11 - Miscellaneous Items –

- Ms. Ortiz opened the topic of Tier 3 High Fire JPA's with Antennas. Ms. Ortiz is to follow up in regards to setting up a meeting with SCE and the wireless group at CES.
- Ms. Ortiz opened up questions from the Varasset workshop. If voltage information is sensitive information, should be posted. Mr. Williams stated that for tenant purposes they should go back to H and L. Mr. Williams stated that he is ok to keep it as is and if changes are required, then they can be done later because members who are part of the SCJPC should know the voltages, so they can perform the pole loading. Ms. Pranata inquired if they should remove or keep the bullet item. Mr. Williams stated to keep it and he will ask the LADWP IT guy about his concerns.
- Ms. Pranata stated that eliminating partial Form 48's was also a question from the Varasset workshop. Mr. Williams believes that partial Form 48's should be taken off completely, but for now leave it as is. Mr. Brown stated that the problem with eliminating partial Form 48's would be with the buddy poles. He continued that SCE started getting push back from the city saying they were never notified for that one pole. When all the work is done they will send the final Form 48. Mr. Mathisen stated that as long as the final is sent because many times they get many partials without the final. Ms. Ortiz inquired if they should leave this as is and the members agreed. Ms. Pranata inquired if the bullet should be kept or removed and the members agreed to keep the bullet for now.
- Ms. Pranata stated the following questions were received from SCE about what is required on a JPA Final that the SCJPC staff would look for when reviewing the Finals. She stated that Ms. Ortiz answered these questions and they would now be reviewed to make sure the members agreed.
 - The first question was in regards to if tenant grade and space should be on a separate line apart from owner grade and space. Ms. Ortiz had answered that there should be no more than two entries per cell and that separate is ok. The members agreed to this.
 - The second question was in regards to if the phone numbers that are in the representative column on header on page 1 should transfer to the final. Ms. Ortiz answered that all the information that is on the preliminary should be transferred to the final.
 - The third question was whether the replacement pole information was required to be on the same page as the pole it is replacing. Ms. Ortiz answered that it is not mandatory, but preferred and helpful to the SCJPC staff when billing. Mr. Williams suggested

that a JPA Alert be created about the old and new pole information being on the same page.

- Ms. Allen created a list of automatic returns (see attached). Ms. Pranata reviewed the list with the members. Mr. Parra inquired about the anchor information and if it is missing because they do not have a database for anchors. He wanted to know if they do not have a year set, would it be considered a return. Mr. Carrion stated that year set is required for brand new anchors. Ms. Ortiz stated that if they are transferring an anchor then a year set is required. Mr. Williams suggested that they keep track of that information because it may be required soon. Ms. Pranata stated that a year set is only required for a new anchor and if they come across a returned JPA with an existing anchor that is being transferred without a year set, to forward this to Ms. Allen. Ms. Pranata inquired if this list was too much information to send or if they should post a JPA Alert. Mr. Carrion requested this be a JPA Alert.
- Ms. Pranata then opened up the topic to the list of Billing Discrepancies discussed in 2017 (see attached). There was no objection to what was listed.
- Ms. Hernandez opened up the discussion to JPAs with no tags that are joint poles and easy to find with the SCJPC website advanced search. She wanted the other members to remind their staff that they need to research the no tags before sending the JPAs out. She would like this to be expressed at tomorrow's Administrative Board meeting and maybe create a JPA Alert. Ms. Ortiz inquired if this should be added to discussion or during her recap, Ms. Hernandez stated that this could be discussed in the recap. Mr. Ortiz stated that they research no tag poles and reach out to members. If they are unable to get the information they will send with a note of attempt to get the tag number. Ms. Carrillo stated that for Time Warner they have a problem with no tags, where a pole is abandoned and not relinquished and records are lost. She gave the example where the pole was abandoned and the pole tag is still the base owner number and they are/were a tenant. Ms. Hernandez inquired if anyone else is on the pole and Ms. Carrillo stated that no one else is on it, yet they are still a paying tenant. Ms. Carrillo inquired if they would have to purchase or if the pole (example used Frontier pole) is still a Frontier pole. Ms. Ortiz stated that outside of the JPA process Time Warner would need to work with Frontier. Mr. Williams stated that there will be a transaction between the two companies. Mr. Plaskey requested that Ms. Carrillo send Frontier a list of the no tag poles so they can review the master agreement and relinquish the poles to Time Warner.
- Ms. Hernandez inquired that Ms. Pranata pull up the JPA Alert from 6/2008 regarding temporary pole numbers and that they add a clarification "for a solely owned pole" and "Initiating member(s) and

- their contractors need to do all research necessary to find the original pole number, which includes but not limited to contacting other members” (see attached). Ms. Ortiz is to bring this up at tomorrow’s recap.
- Ms. Ortiz opened about solely owned sidewalk anchors sharing a pipe brace. Ms. Smith with Sprint opened that they received a JPA with a jointly owned pipe brace that led to two solely owned anchors. She wanted to know if this is GO95 compliant. Ms. Smith stated that Ms. Ortiz sent photos to review (see attached). Mr. Williams stated that he would question the distance. Mr. Brown stated that they recommend a minimum of 6ft of spacing. Ms. Hernandez inquired if they could show the anchor solely owned but add a note that the PBR is joint. Mr. Williams stated that LADWP would reject this for the incorrect construction. After further discussion the members agreed for billing purposes to place a note in the comment that the pipe brace is 50/50 but that there are separate anchors sharing a common brace.
 - Mr. Williams inquired about what they would do in the case of a tenant who is attached to one member’s space, but uses an anchor that belongs to someone else. Mr. Williams stated that he tells them to place their own anchor, but there have been situations where there is a communication anchor in which the tenant attaches to. The members discussed that the tenant needs to install their own anchor or work with the company who owns the anchor to be able to attach and get billed.
 - Ms. Ortiz stated that they are getting JPAs where they are being shown unauthorized. They go field and find that the cable is not tagged, so the fielder will follow the cable and find that it belongs to a tenant. CES is then wasting their resources doing the research for the initiating member. The JPA will get denied and sent back, but she would like to come up with a solution for this occurrence. Ms. Ortiz stated that this is happening with only one member. Ms. Pranata inquired if they reach out to the representative. Ms. Hernandez stated that they never respond. Mr. Williams stated that they could create a charge for field verification, possibly use the cost for Item 14b. Mr. Torbati agreed that this would be a good idea. Mr. Williams inquired if Ms. Ortiz could come up with some language for this field verification section since they already have the cost per pole.
 - Ms. Pranata opened to Ms. Allen’s question which was in regards to a Form 7 for JPA E6051-403102952 (see attached) which came in as a protest, but within the body it states that the Form 7 does not warrant stoppage of the JPA by SCJPC. Ms. Allen wanted to know what they are to do in this situation. Mr. Brown inquired if he could see a copy of JPA E6051-403102952 (see attached) to see why the note was written. Mr. Brown stated that the committee must have just been cc’d to SCE’s response to Frontier and this was not meant for the committee.

Mr. Plaskey requested a copy of this JPA and Form 7 so he can research it and get it back to the committee.

- Mr. Brown stated that previously in the meetings they discussed that when there were any issues with Form 7's to bring this up during the meetings. He stated that he has a list of Form 7's that are outstanding "Do Not Bills" that SCE thought were resolved. He stated that his list has about 70 outstanding Form 7's that he will be forwarding to their corresponding members.
- After reviewing JPA E6051-403102952 and its Form 7 Mr. Plaskey returned it to Ms. Allen stating that it is an Ok to Bill.
- Mr. Torbati inquired about a pole that has 16KV, 66KV, & 7KV circuit on it, would they put the highest circuit class on the Form 2 which is 66KV. Mr. Williams confirmed this was correct and if there was different owners then they do the highest voltage of the member.
- Mr. Carrion stated that Crown Castle is receiving JPAs where a member is cancelling their JPA on their behalf and/or removing a pole on their JPA on their behalf. Mr. Brown stated that it is because SCE is going to replace the pole and Crown Castle is getting on the poles when they are being told not to. Mr. Carrion stated that the scenario he is referring to is they are being told to cancel their JPA because another member issued a revision. Crown Castle then does their research and finds out that the JPA has disappeared and they are now have to create a new JPA starting their 45 days over. He continued with the deleting poles they are being told to delete the pole on their own JPA and that they can purchase onto someone else's JPA without the other members consent. Mr. Plaskey stated that the member who filed first takes the precedent. Mr. Carrion stated that only the initiating member should be able to issue a Form 7 that says to cancel their JPA. Mr. Carrion wanted to make this a concrete statement. Mr. Williams explained that when LADWP gets a JPA for a proposed attachment but there is another pending JPA that was submitted 1st, they will let the member know about the pending JPA and suggest where else they can attach or that member can speak with the member who has the 1st pending JPA, but that they will not tell that member to cancel their JPA. The members agreed that capturing in the minutes that other members cannot cancel a JPA on another member's behalf would suffice.
- Mr. Torbati asked about a JPA that specifies other JPAs that are pending, can a JPA final before the ones being referenced. Ms. Ortiz stated that they need to final in order. Mr. Williams stated that this would be a case where they could issue a Form 7 request for them to cancel.

Agenda Item 12 – Review of Action items/JPA Alerts –

- Ms. Ortiz is to work on Examples for Section 9.3 and Section 9.4.
- Mr. Carrion is to work on verbiage for the proposed new Example 30.

Routine Revision – November 20, 2018

- Ms. Pranata to post a JPA Alert about the no tags on a JPA and Ms. Ortiz will also bring this up during her recap at tomorrow's Administrative Board Meeting.
- Ms. Ortiz will work on the verbiage about members identifying other members on their JPAs.
- Mr. Brown will send a list of the Do Not Bill Form 7's to the affected members if they can be resolved and returned.

The Meeting adjourned at 11:55 a.m. until January 15, 2019.

Anali Spencer - Committee Staff

Forms/Subject	Current time frames	Proposed	Comments	Change?	Discussed date
Form 2	45 days You can start construction on 46th day (SCE can't change)	60 days	Member asked for extension and denied Definition of 45 day timeframe:	NO CHANGES NO CHANGES NO CHANGES NO CHANGES	
Timeline for CPUC From approved F2 to construction from Initiating member From construction complete to send Form 48	30 days			NO CHANGES	
Form 48 (notify member to facilitate transfer)	60 days construction	180 days by AT&T		Yes	1/17/2017
		PENALTY after 180 days with notice (?)		?	1/16/2018
	45 days billing			NO CHANGES	
Form 7	15 days	21 days? 30 days?	Leave it to 15 days	NO CHANGES	
Form 2 Final	not less than 45 and no more than 90 calendar days after sending the completed Form 48.		OK	NO CHANGES	
Failing to PTD (Burbank)		Additional AC for reimbursement	Need to discuss LTD/SOP	Pending	2/20/2018

1.0 PROCEDURE STATEMENT

The purpose of this procedure is to capture the process that all members of the Southern California Joint Pole Committee (SCJPC) will adhere to upon receiving a Form 48 notifying work has been completed.

2.0 ROLES AND RESPONSIBILITIES

2.1 All members of the SCJPC

3.0 PROCEDURE DETAIL

- 3.1 Upon completion of work by the initiating member, the initiating party shall have 60 days to notify all joint owners of work completion via Form 48 (or NJUNS).
- 3.2 Party responsible to Pull Transport and Dispose (PTD) shall have 180 days to remove pole.
 - 3.2.1 All members shall have 45 days to review and/or dispute the Form 48.
 - 3.2.2 Any member required to transfer prior to the pole being removed, must transfer and issue Form 48 to all parties within 60 days.
 - 3.2.3 Member responsible for the PTD must remove pole within 180 days of receiving Form 48 and must issue a Form 48 notifying all joint owners of work completion.

 *Process Ends*

- 3.3 Members failing to adhere to the 180 day process.
 - 3.3.1 Maybe subject to penalties
 - 3.3.2 Penalty to include actual cost for base owner to return to field to remove the buddy pole.
 - 3.3.3 Responsible party to PTD will be responsible for any fines/fees imposed by City or County agencies.

 *Process Ends*

3.4 Exceptions:

- 3.4.1 Priority 1 poles should be removed within 60 days of receiving Form 48.
- 3.4.2 High Fire, high wind poles should be removed within 120 days of receiving Form 48.
- 3.4.3 Penalty: Responsible party shall receive 10 days to remediate once penalty phase is imposed.
- 3.4.4 Form 48 maybe replaced by NJUNS, which case the above procedure detail will remain the same.

 *Process Ends*

DRAFT

Angela Pranata

From: April DeBarge <April.DeBarge@sce.com>
Sent: Monday, May 15, 2017 8:28 AM
To: laptop01@scjpc.net
Cc: Gerald Brown; Jessica Pearson
Subject: RE: adding member to JPA via F7
Attachments: Add member to JPA.XLSX

Here is another sample note we should add to the example. The majority of members added to the JPA are discovered at the signed copy level. I don't have a sample of that yet to share with the members.

	5	
	6	
	7	
U TO ASSUME U3PTD AND TRANSFER COSTS	8	
	9	
U3 UNAUTHORIZED - WILL PAY ALL TRANSFER AND P U COSTS	10	
	11	
	12	

april
[Be Safe Always...](#)

From: April DeBarge
Sent: Saturday, May 13, 2017 10:12 AM
To: 'laptop01@scjpc.net' <laptop01@scjpc.net>
Subject: FW: adding member to JPA via F7

Opsie – my laptop email address was incorrect.

april
[Be Safe Always...](#)

From: April DeBarge
Sent: Saturday, May 13, 2017 10:10 AM
To: 'laptop@scjpc.net' <laptop@scjpc.net>
Cc: Gerald Brown <Gerald.Brown@sce.com>; Jessica Pearson (Jessica.Pearson@sce.com) <Jessica.Pearson@sce.com>; Angela Pranata (angela@scjpc.net) <angela@scjpc.net>
Subject: adding member to JPA via F7

I haven't had a chance to delve off into the routine handbook verbiage, but thought we might want to take a look at what this would look like. It will be noted and stressed to all members that preliminary research is adequate so that members who are on the pole card are not carelessly overlooked.

Below (attached) is a JPA involving a replacement, but we would want to chat about purchase of interest also. Generally, purchase of interest JPAs don't bill within 45 days, so the same concept of "resent to include U3" could be used. **Jessica** – do you have a section 4 sample of a member being added?

- In the scenario below, it was discovered by U1 at the time of sending the F48 that U3 is now a joint owner; U3 JPA appears to have perhaps billed out of sequence.
- Instead of creating a revision, the 45 days is allotted for U3 and though U3 was not joint owner the date U1 JPA was prepared or originally sent, the rules of 7.13 will apply to that member only, meaning that U1 will assume all of U3's PTD and transfer costs, unless it can be proved the replacement did *not* take place prior to U3 being notified.

FINAL AUTHORIZATION FOR JOINT POLE TRANSACTION

BILL NO. _____

PAGE NO. **1 OF 1** This authorization is in accordance with Joint Pole Agreement and Routine. The undersigned have agreed on joint work as specified herein.

Date Prepared **1/8/2012** Resent to include U3 2/28/17 In Field By Telephone

Date Sent **1/18/2012** Confirming Agreement **1/11/2012** Date Completed _____ No. of Pages **1 OF 1** J.P. Auth. No. **E6059-4041874**

UTILITY	REPRESENTATIVE	DISTRICT-DIVISION-EXCHANGE	APPROVED	TAKING INSTRUCTIONS	ACCOUNTING DATA
U1	R BOULEY	VALENCIA	R BOULEY	VALENCIA	TD567101 700221
U2	S CAMPBELL	VALENCIA	MCDONALD	SANTA CLARITA	732-3P012JP-011
U3					

2	POLE NO.	Pole Break Hooker Ser	Year Set	Pole Class Hooker Descri.	Record			Proposed			Item No.	LOCATION AND NATURE OF WORK If not in accordance with Joint Pole agreement and routine.
					16KV U1	16KV U2	16KV U3	16KV U1	16KV U2	16KV U3		
	1059360E	50	55	FT 4 40-10	24-6 T24	24-1				PTD		E TO REPLACE PER SEC 7.11
	1059360E	55	12	FT H1						48-17 24-6	25-1	JESSIE ST E/S 489' S/O 3RD ST EXTD

U1 TO ASSUME U3 PTD AND TRANSFER COSTS

POLE LEGEND: L - LOWERTOP, P - PULL, PB - PULL BUTT, T - TRANSPORT, S - SALVAGE, C - CARRIER

ANCHOR LEGEND: (Circled symbols)

Geographical Location: SAN FERNANDO

FORM 48 2/28/2017

PAGE 1

Pole Number: 1059360E

Location: JESSIE ST E/S 490' S/O 3RD ST EXT

Latitude: - Class:

Longitude: -

Pole Height: 50 Top: 0.0

Year Set: 1955 Treatment: FT

City: SAN FERNANDO Code: -

Repl Pole #:

Removal/Relinquishment:

Member to remove pole or member relinquished:

Company	ANT	Grade & Space	Additional Info
E	-	16K 43-13	
FTR	-	24-6 T24	
HLA	-	24-1	

JPA Number: H735361607

Bill of Sale:

Pole BOS: Pole: 1059360E - 8/58: E BILL GT \$44 PLUS \$1.76 TAX: CNT12218
 9/13: E BILL H \$43; V2 BILL H \$47:

april
 Be Safe Always...

Date Prepared 1/7/2016

This authorization is in accordance with Joint Pole Agreement and Routine. The undersigned have agreed on joint work as specified hereon

COPY

Date Sent 1/24/2016 Confirming Agreement 2/3/2016 In Field By Telephone Est. Const. Start No. of Pages J.P. Auth.No. U1XXXX-XXXXXXXX R01

UTILITY	REPRESENTATIVE	DISTRICT-DIVISION-EXCHANGE	APPROVED	TAXING INSTRUCTIONS	ACCOUNTING DATA
U1	LARRY BENTON	BLYTHE	SEAN TUCKER	CITY OF VISALIA	1234567
U2	AL WYMER	BLYTHE	STEPHEN PEBLEY	BLYTHE	789JP-1
U3	FELIPE STORY	BLYTHE	JOHN HERNANDEZ	BLYTHE	56789

POLE NO.	Pole Length Anchor Size	Year Set	Pole Trt Class Anchor Direct.	Record			Proposed			Item No.	LOCATION AND NATURE OF WORK If not in accordance with Joint Pole agreement and routine-state reasons.	
				12KV U1	U2	U3	12KV U1	U2	U3			
49301U1	45	54	BT		22	23	C-15	PTD			U1 TO REPLACED SECT 7.11, 13.3	1
							1/3(1)			5C		3
												4
												5
49301U1	45	15	FT				39-10	22-1	23-1		1160' N/O 4TH ST 105' W/O SUNSET WAY	6
			CL4				21-3				LOCATION CHANGE	7
												8
												9
												10
											U1 TO ASSUME ALL PTD/TRANSFER CHARGES FOR U3 IF WORK HAS BEEN COMPLETED PRIOR TO SENDING JPA TO U3	11
												12
												13

POLE LEGEND: L = LOWER TOP (Item 5E)
 P = PULL (Item 5A) C(XX) = FOOTAGE CUT
 PB = PULL BUTT SCZ = SAFETY CLEARANCE ZONE
 T = TRANSPORT (Item 5B)
 S = SALVAGE
 D = DISPOSE (Item 5D)
 TN = TENANT

ANCHOR/ARM LEGEND:
 AR = ANCHOR/ARM REMOVED
 AT = ANCHOR/ARM TRANSFERRED

Show Quantity of Items to be billed in the Column of Party to be Paid.

↑ ↑ ↑ ↑ ↑
GEOGRAPHICAL LOCATION

**BLYTHE
 COMMUNITY**

Date Prepared 1/7/2016

This authorization is in accordance with Joint Pole Agreement and Routine. The undersigned have agreed on joint work as specified hereon

COPY

Date Sent **4/21/2016** / **2/6/2016** Confirming Agreement _____ In Field By Telephone Est. Const. Start _____ No. of Pages _____ J.P. Auth.No. U1XXXX-XXXXXXXX R01

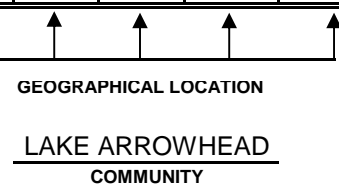
UTILITY	REPRESENTATIVE	DISTRICT-DIVISION-EXCHANGE	APPROVED	TAXING INSTRUCTIONS	ACCOUNTING DATA
U1	LARRY BENTON	ARROWHEAD	SEAN TUCKER	RIMFOREST	1234567
U2	D MEZA	REDLANDS	K TAYLOR	LAKE ARROWHEAD	789JP-1

POLE NO.	Pole Length Anchor Size	Year Set	Pole Trt Class Anchor Direct.	Record			Proposed			Item No.	LOCATION AND NATURE OF WORK If not in accordance with Joint Pole agreement and routine-state reasons.
				12KV U1	U2		12KV U1	U2			
											U1 TO REPLACE SEC 7.11 1
49301U1	50	49	FT	43-14	23-5		C-14	PTD			NPL CEDAR GLEN TRL 560' W/O N/E COR/O CEDAR GLEN 2
			CL2				1/2(1)			5C	3
											4
49301U1	60	14	FT				52-23	23-5			NPL CEDAR GLEN TRL 561' W/O N/E COR/O CEDAR GLEN 5
			H6								6
											U1 TO REPLACE SEC 7.13 7
49302U1	50	49	FT	43-11	26-8		PTD				NPL CEDAR GLEN TR 400' W/O N/E COR/O CEDAR GLEN 8
											9
49302U1	60	14	FT				52-20	26-8			NPL CEDAR GLEN TR 401' W/O N/E COR/O CEDAR GLEN 10
			H4								11
											12
											13

POLE LEGEND: L = LOWER TOP (Item 5E)
 P = PULL (Item 5A) C(XX) = FOOTAGE CUT
 PB = PULL BUTT SCZ = SAFETY CLEARANCE ZONE
 T = TRANSPORT (Item 5B)
 S = SALVAGE
 D = DISPOSE (Item 5D)
 TN = TENANT

ANCHOR/ARM LEGEND:
 AR = ANCHOR/ARM REMOVED
 AT = ANCHOR/ARM TRANSFERRED

Show Quantity of Items to be billed in the Column of Party to be Paid.



Rule 7.11 & 7.14 Proposal (from Frontier)

Mutual benefit shall be understood to apply under this section as follows:

~~(a) Pole 25 years old or more~~

(a) Pole less than 25 years old, but Any pole rendered unfit for service by any cause not the fault of a joint owner including existing overloaded poles. (Revised April 2015)

(b) Pole requiring relocation for the benefit of all Members concerned

(c) Pole identified in authorized maintenance inspection program as unfit for service

(d) Pole requiring replacement for clearing of discovered existing General Order 95 infractions not the fault of any joint owner.

(e) Pole replaced prior to Form 2 and Form 48. Form 2 must be noted that this is a Priority Pole. Section 7.13 applies only if Form 2 is not issued within 45 days. (Revised March 2016)

Rule 7.3 Proposal (From Frontier)

This section provides for the replacement of a solely owned or a jointly owned pole, ~~less than 25 years old~~ for the sole benefit of an incoming Member or one joint owner. This section also applies to poles replaced due to damage caused by facilities of a joint owner and to all solely owned or jointly owned poles replaced for the sole benefit of Members having less than 20 consecutive years of Joint Pole Committee membership.

AUTHORIZATION FOR JOINT POLE TRANSACTION

J.P. FORM 2-1 Preliminary 1/95

Date Prepared 4/14/2018

This authorization is in accordance with Joint Pole Agreement and Routine. The undersigned have agreed on joint work as specified hereon.

Date Sent 4/16/2018

Confirming Agreement _____

In Field

By Telephone

Est. Const. Start _____

No. of Pages 1

J.P. Auth.No. U3-123-456

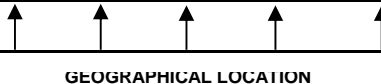
UTILITY	REPRESENTATIVE	DISTRICT-DIVISION-EXCHANGE	APPROVED	TAXING INSTRUCTIONS	ACCOUNTING DATA
U1	JONES	LOS ANGELES	JONES	LOS ANGELES	5577303
U2	JOHNSON	LOS ANGELES	JOHNSON	LOS ANGELES	A403
U3	SMITH	LOS ANGELES	SMITH	LOS ANGELES	12345

POLE NO.	Pole Length Anchor Size	Year Set	Record				Proposed				Item No.	LOCATION AND NATURE OF WORK If not in accordance with Joint Pole agreement and routine-state reasons.	
			Pole Trt				Pole Trt						
			Class	U1	U2		U1	U2	U3				
			Anchor Direct.	L				L					U1 TO REPLACE POLE FOR BENEFIT OF U3 SEC 7.3, 10.8 1
1234U1	45	02	FT	39-9	24-6			PTD					DREAM RD S/S 212' W/O ONE WAY 2
			CL-3										3
								1	1		83A		U3 TO PAY U1 & U2 FOR TRANSFER 4
													5
5678U1	50		FT					43-13	23-5	24-1			DREAM RD S/S 211' W/O ONE WAY 6
			CL-3										7
													8
													9
													10
													11
													12
													13

POLE LEGEND: L = LOWER TOP (Item 5E)
 P = PULL (Item 5A) C(XX) = FOOTAGE CUT
 PB = PULL BUTT SCZ = SAFETY CLEARANCE ZONE
 T = TRANSPORT (Item 5B)
 S = SALVAGE
 D = DISPOSE (Item 5D)
 TN = TENANT

ANCHOR/ARM LEGEND:
 AR = ANCHOR/ARM REMOVED
 AT = ANCHOR/ARM TRANSFERRED

Show Quantity of Items to be billed in the Column of Party to be Paid.



NEVERLAND
 COMMUNITY

VP/J.P.-03

Rev. Jul 2013

9.3 Removal of Clearance Attachment

Member desiring to remove recorded clearance attachment shall issue Joint Pole Authorization to clear pole from record. **Note: not to be used on a replacement (08/14/2018 – LH/MO to make an example).**

Proposed language by S.Knauth City of Burbank.

PURCHASE OR SALE OF INTEREST

4.1 Unauthorized Attachment

Each case requiring joint ownership in a pole shall constitute an unauthorized attachment if the Member making such attachment fails to initiate Form 2 Joint Pole Authorization or makes attachment prior to approval of Form 2 Joint Pole Authorization. JPA initiated by a pole owner for the sole purpose of identifying unauthorized attachments will be sent without pole loading. The member found unauthorized is responsible for submitting pole loading. If the unauthorized member fails to submit pole loading within 60 days of Form 2 sent date the initiating member may send Form 7 to declare intention to perform the pole loading. The unauthorized member may be billed for the loading per Authorized Cost @@ (Revised March 2018).

Apply as appropriate **per chart below**.

Excluded from these sections are:

- (a) Cases where a joint owner has made attachment on pole at a higher or lower grade than allowed for the space purchased. (This owner must relocate to the proper grade or when allowed, purchase interest in accordance with Section 4.0).
- (b) Poles set in current year.
- (c) All interset poles where services are originated from clearance attachments thereon. In these cases, purchase of interest shall be required at structural value only, and Member issuing Form 2 Joint Pole Authorization shall specify Routine Section 4.0 for such purchase.

NOTE 1: This section does not apply to anchors.

NOTE 2: Refer also to Sections 5.4, 7.7, and 16.4B

NOTE 3: With agreement from pole owner of record for space where unauthorized attachment exists Section 4.0 may be used. (Revised January 2011)

BILLING DISCREPANCIES

Member Decision: Operating Meeting August 16, 2017

Effective: B/S 9/17

	Description of Error	Questions/Notes	BILL AS IS	RETURN
1	5C being charge - NO CUT	Bill as is, Or do not bill leave on JPA		X
2	5C being charge - Same Utility doing Pulling Routine	Bill as is, Or do not bill leave on JPA CROSS OUT 5C AND BILL JPA - DO NOT RETURN		
3	Section 7.X: Record Joint E/H Proposed E/FTR	Bill Old Rec E/H New Rec E/FTR? OR Change proposed side to old record E/H new E/H?		X
4	Item 9 with 7.4	Bill as item 9? Do not bill item 9, leave on JPA? CROSS OUT ITEM9 AND DO NOT BILL ITEM9		
5	Item 9 no section 14.9	Bill as is, Bill as is add item 14.9, do not bill	X	
6	Item 83 no section 10.8	Bill as is, Bill as is add item 10.8, do not bill	X	
7	Special Agreement w/ 18.1D - Multi Party	3 companies 1 not approved. Bill as 1/2 to signed membe or bill as 1/3 to signed		X
8	Traffic Control 13C after 2015	Bill as is, change to 13D and bill, or return CHANGE TO 13D ONLY IF TRAFFIC CONTROL IS STATED AND BILL, IF TRAFFIC CONTROL IS NOT STATED DO NOT CHANGE AND RETURN		
9	Anchor no item	Bill with no monies or need item to bill?		X
10	Company on JPA not on poles	Cross out and no copies, Leave on make account and copies, or return CROSS OUT CO ON HEADER THAT IS NOT INVOLVED IN JPA AND BILL, NO COPIES TO CROSSED OUT MEMBER		
11	Multi with items no explanation who to charge	Do not bill items or return		X
12	Section 4.0, Grade and Space into SCZ (4.3)	Bill as section change grade and space, bill as gr/sp change section, or return		X
13	Unauthorized Attached 7.11 no 7.7	Can we add 7.7 or return		X
14	NO KV or C for Power Poles	Finalize w/o KV or C or return		X
15	GR&SP not for Pole Height S/A 50' GR/SP 45' pole	Change gr/sp per pole height, change pole height per grade and space, or return		X
16	Multi: 3' Clear no note: SCZ is Adequate?	Add on note and bill, Do not add note bill, or return		X
17	Page Numbers	1 of X but no X, missing page X, or blank page. Bill as is or return		X
18	7.11 no 7.4 item 19	Can we just bill- Note from Larry Chow and April Debarge 7/16 - Send back to Member- Still Valid?		X

AUTHORIZATION FOR JOINT POLE TRANSACTION

J.P. FORM 2-1 Preliminary 1/95

Date Prepared 1/1/2020

This authorization is in accordance with Joint Pole Agreement and Routine. The undersigned have agreed on joint work as specified hereon.

Date Sent 1/2/2020

Confirming Agreement In Field By By Email
Phone _____

Est. Const. Start _____ No. of Pages 1 J.P. Auth.No. U3-12345

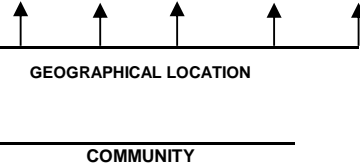
UTILITY	REPRESENTATIVE	PHONE NUMBER OR EMAIL	DISTRICT-DIVISION-EXCHANGE	APPROVED	ACCOUNTING DATA
U1	Jane Doe				
U2	John Doe				
U3	Jack Johnson	555-555-5555	Los Angeles	J. Jackson	REF111111

POLE NO.	Pole Length Anchor Size	Year Set	Record				Proposed				Item No.	LOCATION AND NATURE OF WORK If not in accordance with Joint Pole agreement and routine-state reasons.			
			Pole Trt		Class		U1		U2				U3		
			Anchor Direct.	Anchor Direct.	U1	U2	U1	U2	U3	U1			U2	U3	
123456-U1	50	65	FT		16KV	C	27'							U3 PURCH SEC 4.0	1
														LARGEWOOD AVE N/S 10' W/O FRANCE ST	2
														6' SCZ = SECONDARY @ 33'10" - U3 @ 27'6"	3
															4
					16KV	C								U3 PURCH SEC 4.3, PL GA SEC 19.2	5
56789-U1	50	65	FT		16KV	C	29'							LARGEWOOD AVE N/S 75' W/O FRANCE ST	6
														4' SCZ = SECONDARY @ 33'10" - U3 W/ GA @ 29'4"	7
															8
															9
															10
															11
															12
															13

POLE LEGEND: L = LOWER TOP(Item 5E)
 P = PULL (Item 5A) C(XX) = FOOTAGE CUT
 PB = PULL BUTT SCZ = SAFETY CLEARANCE ZONE
 T = TRANSPORT (Item 5B)
 S = SALVAGE
 D = DISPOSE (Item 5D)
 TN = TENANT

ANCHOR/ARM LEGEND:
 AR = ANCHOR/ARM REMOVED
 AT = ANCHOR/ARM TRANSFERRED

Show Quantity of Items to be billed in the Column of Party to be Paid.



VP/J.P.-03
 Rev. Oct 2017

JPA ALERT CLARIFICATION OF 06/19/2008 ALERT: JPA MISSING POLE NUMBER

1. Initiating member(s) and their contractors need to do all research necessary to find the original pole number, which includes but not limited to contacting other members.
2. If initiating member(s) is unable to produce a pole number for a solely owned pole on a preliminary JPA, please create a temporary pole number.
3. Temporary pole number is to be used only on the preliminary JPA.
4. **Form 7 needs to be sent to correct temporary pole numbers before the Final is issued.**
5. Ensure that when the final JPA is created, the correct pole number for record is reflected on the final JPA





Utility Representative/Signature Phone Number

To: VZ CES 559-731-1840

To: _____

To: _____

From: E W. BROWN 909-548-7219

**J.P. MEMORANDUM
FORM 7**

Use for only **minor** additions, deletions
or changes to authorizations.

Date: 10/22/2010

JPA #: E6051-403102952

Job #: _____

District: _____

Copies To: SCJPC

SEE JPA PRELIMINARY ATTACHED

ADD CORRECT TO READ CHANGE LOCATION TO READ

DELETE CANCEL JPA REMOVE TEMPORARY ATTACHMENT FROM RECORD



Remarks: Your F/7 dated 9/23 and 10/1, 2010 is denied by SCE. Sce will will not stop the clock and will not be sending a revision. The location does exist.
Please refer to the SCJPC records. Also this type of F/7 does not warrant stoppage of the JPA by SCJPC.

POLE NO.	Pole Length Anchor Size	Year Set	Pole Treat Anchor Direct.	Record				Proposed					Item No.	LOCATION AND NATURE OF WORK If not in accordance with Joint Pole agreement and routine -- state reasons.	
				16KV E	KV			16KV E	KV						
														1	
														2	
														3	
														4	
														5	
														6	
														7	

POLE LEGEND:
P = Pull
PB = Pull Butt
T = Transport
S = Salvage
D = Dispose
TN = Tenant

L = Lower Top
C (XX) = Footage Cut
SCZ = Safety Clearance Zone

ANCHOR LEGEND:
AR = Anchor Removed
AT = Anchor Transferred

Ⓢ Ⓢ Ⓢ Ⓢ Ⓢ
Show Quantity of Items to be Billed
in the Column of Party to Paid

GEOGRAPHICAL LOCATION:
Strathmore
COMMUNITY

FINAL

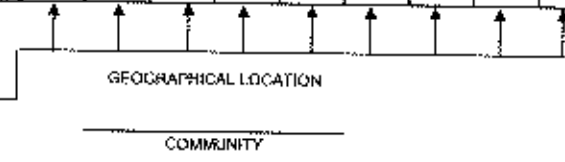
POLE NO.	Pole Length Anchor 320	Year Set	Pole Spool Class Anchor Dist: L	Record								Proposed								Item No.	LOCATION AND NATURE OF WORK If not in accordance with Joint Pole agreement and Routine state reasons	BILL CODE	UTILITY		ACCOUNTING DIRECTIONS:																		
				L	T	VZ								L	T	VZ												TOTAL AMT	AMOUNT	UTILITY	TOTAL AMT	AMOUNT											
				E	T	VZ																																					
364069E	35	38	FT	30-3	23-6																1	E TO REPLACE PER SEC 7.11, 13.3, 10.8																					
																						2	COUNTY RD E/S 800' N/O S/W COR SEC 1 T21S R27E M D B & M, LINDSAY																				
																						3																					
																						4	***LOCATION CORRECTION, COMMUNITY***																				
364069E	40	11	FT	4																		5	CO RD E/S 800' N/O SW COR T-21-27, STRATHMORE																				
				12KV																		6																					
687339E	40	46	FT			24-6																7	OLIVE DR N/S 990' W/O L AV, STRATHMORE																				
																						8																					
																						9																					
667339E	40	11	FT	4																		10	OLIVE DR N/S 990' W/O L AV, STRATHMORE																				
																						11	E TO REPLACE PER SEC 7.11, 10.8																				
5463T	45	57	FT		24																	12	AV 192 N/S 1406' W/O RD 164, TULARE																				
																						13																					
																						14																					
																						15																					
																						16																					
																						17																					
																						18																					
																						18																					

POLE LEGEND:
P = PULL
P3 = PULL BUTT
T = TRANSPUR
S = SALVAGE
D = DISPOSE
TN = TENANT

L = LOWER TOP
C(XX) = FOOTAGE CUI
SCZ = SAFETY CLEARANCE ZONE

ANCHOR LEGEND:
AR = ANCHOR REMOVED
AT = ANCHOR TRANSFERRED

Show Quantity of Items to be billed in the Column of Party to be Paid.



COL 101

PAGE TOTAL _____