

The background of the cover is a faded photograph of a residential street. Several utility poles with multiple cross-arms and power lines are visible, receding into the distance. The street is lined with trees and houses, and the overall scene is brightly lit, suggesting a sunny day.

SOUTHERN CALIFORNIA JOINT POLE COMMITTEE

ROUTINE HANDBOOK 2025 EDITION

Confidential

INDEX

| ITEM | SECTION | PAGE |
|--|------------------|--------------|
| A | | |
| Abbreviations | 20.4 | 20-5 to 20-7 |
| Access Obstructions | 19.4 | 19-1 |
| Adding Circuits or Facilities in Communication Space | 10.7 | 10-2 |
| Alternative to Wood Poles | 15.7 | 15-3 |
| Anchor Records | 12.11 | 12-2 |
| Anchor Removal or Replacement | 12.9 | 12-2 |
| Anchor Removal or Replacement for Private Party or Government Agency | 12.10 | 12-2 |
| Anchor Replacement - Mutual Benefit | 12.5 | 12-1 |
| Anchor Replacement – Damage Caused By Other Party | 12.6 | 12-1 to 12-2 |
| Anchor Replacement - Sole Benefit | 12.7 | 12-2 |
| Anchor Transfers | 12.12 | 12-2 |
| Anchors | 12.0 | 12-1 |
| Anchors - Abandoning Solely Owned | 12.4 | 12-1 |
| Anchors Jointly Owned | 12.3 | 12-1 |
| Approval | 1.1-A | 1-1 |
| Approved Maintenance Program | 2.7-H | 2-3 |
| Arms To Be Jointly Owned | 14.1 | 14-1 |
| Attachments Prior to 1-1-94 | 16.4-B | 16-1 |
| Authorized Costs | 2.1 | 2-1 |
| Automatic Approval | 2.7-G & 18.1D | 2-3 & 18-2 |
| B | | |
| Backhoe Usage | 14.8 | 14-1 |
| Base Owner | 2.7-A | 2-2 |
| Bill Number Codes (SCJPC Bill No.) or Account number | 20.5 | 20-8 |
| C | | |
| Cancellation of JPA | 13.0 | 13-1 |
| Canceling JPA on initiator's behalf – Form 7 Example E2 | | 21-E2 |
| Changes in Power Circuit Character | 16.5 & 16.6 | 16-2 |
| Circuits | 16.3 | 16-1 & 16-2 |
| Class Requirements - Minimum | 15.6 | 15-3 |
| Clearance - Change in Ground | 19.3 | 19-1 |
| Clearance - Vertical | 19.2 | 19-1 |
| Clearance Attachment | 9.1 | 9-1 |
| Clearance Attachment Example B3 | 9.1 | 21-B3 |
| Clearance Attachment Record | 9.2 | 9-1 |
| Clearance Attachment Removal | 9.3 | 9-1 |
| Clearance Pole - Replacement or Removal | 9.4 | 9-1 |
| Clearing Space for Another Joint Owner | 10.5-A | 10-1 |
| Clearing Space for Incoming Member | 10.5 | 10-1 |
| Clearing Space for Private Party | 10.5-B | 10-1 |
| Codes and Abbreviations | 20.0 | 20-1 |
| Cooperative Removal | 5.0-D | 5-1 |
| Correction of Record | 13.1 | 13-1 |
| Correction of Record Example D2 | | 21-D2 |

| ITEM | SECTION | PAGE |
|---|----------------|-------------|
| Cost Allocation | 16.4 | 16-2 |
| Cost Allocation – Changes | | 16-3 |
| Cost Causer | 2.7-B | 2-2 |
| Crossarms | 14.1 | 14-1 |
| Cutting Poles in Removal or Replacement | 5.0-C | 5-1 |

D

| | | |
|-------------------|-------|------------|
| Definitions | | G-1 to G-3 |
| Denial | 1.1-B | 1-1 |
| Depreciation Rate | 2.6 | 2-2 |

E

| | | |
|--|--------|--------------|
| Easement Liability | 8.2 | 8-2 |
| Examples (Joint Pole Forms Illustrations and Examples) | 21 | 21 & forward |
| Existing Attachments - 1/1/94 | 16.4-B | 16-2 |
| Extension - Pole Top | 14.5 | 14-1 |
| Extension Record - Pole Top | 2.7-J | 2-3 |

F

| | | |
|--|--------|--------------|
| Failure to Final JPA upon Completion of Construction | 18.1-F | 18-3 |
| Failure to Issue Notice of Intention to Construct | 3.3 | 3-1 |
| Failure to Issue Notice of Intention of Replacement | 7.13 | 7-4 |
| Final Authorization – Completion | 18.3 | 18-4 |
| Final Authorization – Initiation | 18.2 | 18-3 & 18-4 |
| Fire Mesh Wrap | 15.5 | 15-3 |
| Form 44 | 18.6 | 18-4 & 18-5 |
| Form 44 Example E6 | | 21-E6 |
| Form 48 | 18.7 | 18-5 |
| Form 48 Example E4 | | 21-E4 |
| Form 49 | 18.8 | 18-5 |
| Form 50 | 18.11 | 18-5 |
| Form 50 Example F1 | 18 | 21-F1 |
| Form 7 | 18.4 | 18-4 |
| Form 7 Example E1 | | 21-E1 |
| Form 7 Example Canceling JPA (Example E2) | | 21-E2 |
| Form 9 | 18.9 | 18-5 & 18-16 |
| Form Preparation | 18 | 18-1 to 18-5 |
| Free Attachment - Removal | 5.6 | 5-2 |
| Free Attachment Purchase Requirements | 11.1 | 11-1 |
| Free Attachments | 9 & 11 | 9-1 & 11-1 |

G

| | | |
|--|-------------|-----------|
| Glossary | | G-1 |
| GPS Coordinates | 15.4-B | 15-2 |
| GPS Coordinates Example C6 | 18 | 21-C6 |
| Grade | 16.0 & 16.1 | 16-1 |
| Grandfather Clause | 16.4-B | 16-2 |
| Ground-line Restoration | 19.10 | 19-2 |
| Guarantee of Original Grade & Space - Finaled under Sec 18.1 | 2.7E & 7.0 | 2-3 & 7-1 |
| Guy Records | 12.11 | 12-2 |
| Guy Transfers | 12.12 | 12-2 |

| ITEM | SECTION | PAGE |
|--------------------|----------------|-------------|
| Guys | 12.0 | 12-1 |
| Guys Jointly Owned | 12.2 | 12-1 |

H

| | | |
|-------------------------------------|------|------|
| Heel/Toe Braces and Breast Blocking | 12.8 | 12-2 |
|-------------------------------------|------|------|

I

| | | |
|----------------------------|------|------|
| Identification | 15.0 | 15-1 |
| Inspection/Treatment | 19.5 | 19-1 |
| Interset Pole - Definition | 9.0 | 9-1 |

J

| | | |
|--------------------|-----|-----|
| Joint Planning | 3.0 | 3-1 |
| Joint Right of Way | 8.1 | 8-1 |

L

| | | |
|--------------------------------------|--------|--------|
| Length of Pole | 15.5 | 15-3 |
| Location Abbreviations | 20.3 | 20-5 |
| Location of Pole for Record Purposes | 15.4 | 15-1&2 |
| Location of Pole Tag | 15.1-B | 15-1 |
| Lowering or Raising Pole to Grade | 10.1 | 10-1 |

M

| | | |
|------------------------------|--------|------|
| Maintenance - Typical Issues | 19.0 | 19-1 |
| Marking Communication Cables | 15.2-A | 15-1 |
| Marking Pole | 15.2 | 15-1 |
| Miscellaneous Items | 14.0 | 14-1 |
| Mutual Benefit - Replacement | 7.11 | 7-3 |

N

| | | |
|--|---------------|-------------|
| Non-Owner Attachments | 17.0 | 17-1 |
| Non-Useable Footage/Common Area/Shared Space | 16.1 & 16.4-A | 16-1 & 16-2 |
| Numbering Pole | 15.1 | 15-1 |
| Numbering Push Braces | 15.3 | 15-1 |

O

| | | |
|-----------|-----|-----|
| Overbuild | 7.3 | 7-1 |
|-----------|-----|-----|

P

| | | |
|--|--------|-------|
| Penalty for Not Notifying of New Pole | 3.3 | 3-1 |
| Penalty for Rejecting New Pole | 3.2 | 3-1 |
| Pending Form 2 – Bill First | 18.1-A | 18-1 |
| Pending Form 2 – Bill First Example C3 | | 21-C3 |
| Placement of Pole for Private Party or Governmental Agency | 3.10 | 3-2 |
| Placement of Other than Wood Poles | 3.14 | 3-2 |
| Planning / Joint | 3.0 | 3-1 |
| Pole Guards | 14.2 | 14-1 |
| Pole Prices | 2.2 | 2-1 |
| Pole Record | 18.5 | 18-4 |
| Pole Reinforcement Cost | 2.7-D | 2-3 |

| ITEM | SECTION | PAGE |
|---|----------------|--------------|
| Pole Replacements | 2.7-E | 2-3 |
| Pole Tag Letters | 20.1 | 20-1 |
| Pole Tag Letters - Obsolete | 20.2 | 20-2 to 20-4 |
| Preliminary Authorization | 18.1 | 18-1 |
| Preliminary Authorization – Approval | 18.1-B & C | 18-2 |
| Preliminary Authorization – Preparation | 18.1-A | 18-1 |
| Preliminary Authorization Examples | | 21 & forward |
| Proration of Charges | 2.1-C | 2-1 |
| Pulling Charges | 2.1-A | 2-1 |
| Pulling Routine Diagram Example A4 | | 21-A4 |
| Pull Final Bill from Bill Cycle Example E3 | 18 | 21-E3 |
| Purchase at Same Grade | 4.4 | 4-1 |
| Purchase Concurrent with Relinquishment | 4.2 | 4-1 |
| Purchase of Interest - New Pole | 3.1 | 3-1 |
| Purchase of Interest Existing Pole | 4.0 | 4-1 |
| Purchase of Interest-Other than Wood Poles | 4.14 | 4-2 |
| Purchase Required | 4.0 | 4-1 |
| Purchase Requirements - Guys, Stubs and Anchors | 12.1-A&B | 12-1 |

R

| | | |
|--|------------|-----------|
| Rearrangement of Facilities - Scope | 10.0 | 10-1 |
| Rearrangement of Facilities by One Owner | 10.9 | 10-2 |
| Record Forms | 18.0 | 18-1 |
| Records of Pole & Facilities | 15.0 | 15-1 |
| Records update for attachment acquisition and tenancy/lease conversion | 13.4 | 13-1 |
| Refunds | 13.2 | 13-1 |
| Reinforcement of Poles | 19.7 | 19-2 |
| Rejection of Notice of Intention | 3.2 | 3-1 |
| Relinquishment - Pole Removed at Unknown Date | 5.1-C | 5-2 |
| Relinquishment of Interest | 5.1 | 5-1 |
| Relinquishment of Interest – One Owner | 5.1-A | 5-2 |
| Removal - Clear Attach | 9.3 | 9-1 |
| Removal & Replacement of an Interset Pole | 18.0 | 18-40 |
| Removal of Pole | 5.0 | 5-1 |
| Removal of Pole for Private Party or Government Agency | 5.10 | 5-2 & 5-3 |
| Renumbering Relinquished Pole | 5.1-B | 5-2 |
| Replacement | 7.0 | 7-1 |
| Replacement - Unauthorized Attachment | 7.7 | 7-2 |
| Replacement for Sole Benefit of Member with Crossing Conductors Only | 7.1 | 7-1 |
| Replacement for Sole Benefit of One Member | 7.3 | 7-1 |
| Replacement of a Pole Which Could be Moved - Sole Benefit | 7.9 | 7-3 |
| Replacement of One Pole with Two or More | 7.2 | 7-1 |
| Replacement of Pole Due to Non-Member Damage | 7.6-A | 7-2 |
| Replacement of Pole Due to Natural Causes | 7.6-B | 7-2 |
| Replacement of Pole for Mutual Benefit of All Joint Owners | 7.11 | 7-3 |
| Replacement of Pole for Private Party or Government Agency | 7.10 | 7-3 |
| Replacement of Pole in Same Hole | 7.4 | 7-2 |
| Replacement of Pole (Cut and Kick) with a Wireless Antenna | 7.15 & 7.4 | 18-35 |

| ITEM | SECTION | PAGE |
|--|----------------|-------------|
| Replacement of Pole with Wireless Antenna | 7.15 | 7-4 |
| Replacement of Wood Pole with Other than Wood Pole | 7.14 | 7-4 |
| Replacement of Solely Owned Pole with a Joint Pole | 7.5 | 7-2 |
| Replacement or Removal - Clearance Pole | 9.4 | 9-1 |
| Replacement Within One Year of Purchase | 7.8 | 7-3 |
| Reset Poles | 15.5-B | 15-3 |
| Retagging Pole | 15.1-A | 15-1 |
| Reusable Pole | 5.0-B | 5-1 |
| | | |
| Risers | 3.4 | 3-2 |
| Riser Purchase Example F2 | 3.4 | 21-F2 |
| Routine Scope | 1.0 | 1-1 |

S

| | | |
|--|-------------|-------------|
| Safety Clearance Adequate in field Examples | 18 | 21-B8&B11 |
| Safety Clearance Purchase | 4.3 | 4-1 |
| Sale of Interest Existing Pole | 4.0 | 4-1 |
| Salvage Value of Poles | 2.5(A-H) | 1 & 2-3 |
| Schedules of Value | 2.3 | 2-1 |
| Section of Pole (SOP) Remains Example C1 | | 21-C1 |
| Service Drops | 11.0 | 11-1 |
| Sharing of Same Grade | 2.7-F | 2-3 |
| Sidewalk or Pavement Repairs | 19.6 | 19-1 |
| Solely Owned Pole Supporting Free Attachment- Removal | 5.5 | 5-2 |
| Space | 16.0 & 16.2 | 16-1 & 16-2 |
| Space & Grade Allocation Example A2 | | 21-A2 |
| Space & Grade Allocation Example with Wireless Member (A3) | | 21-A3 |
| Special Agreement | 1.2 | 1-1 |
| Specification of Pole Tag | 15.1-C | 15-1 |
| STEPPING | 14.4 | 14-1 |
| Straightening Pole | 10.2 | 10-1 |
| Structural Value of Poles | 2.4(A-F) | 2-2 |
| Stubs | 12.0 | 12-1 |

T

| | | |
|---|------------|-------------|
| Temporary Attachment | 14.6 | 14-1 |
| Temporary Poles | 2.7-C | 2-2 |
| Temporary Poles - Notice | 3.5 | 3-2 |
| Time Limits | 18.1-D & E | 18-2 & 18-3 |
| Topping and Retaining Interest | 5.2 | 5-2 |
| Topping and Retaining Interest in Pole Example B9 | 5.2 | 21-B9 |
| Transfer of Facilities by One Owner | 10.8 | 10-2 |
| Transportation Charges | 2.1-B | 2-1 |
| Treatment - Additional | 15.5-A | 15-3 |
| Treatment of Pole | 15.5 | 15-3 |
| Tree Trimming | 14.7 | 14-1 |
| Trenching or Moving Pole | 10.3 | 10-1 |
| Trenching or Moving Pole for Private Party | 10.4 | 10-1 |

U

| | | |
|-------------------------|-----|-----|
| Unauthorized Attachment | 4.1 | 4-1 |
|-------------------------|-----|-----|

| ITEM | SECTION | PAGE |
|--|----------------|-------------|
| Unauthorized Attachment Example B4 | 4.1 | 21-B4 |
| Unauthorized Attachment - Abandonment & Removal | 5.4 | 5-2 |
| Unauthorized Attachment - Procedure for Relinquishment | 5.1-D | 5-2 |
| Underbuilt Poles | 9.5 | 9-1 |
| Underground Construction - Notice | 3.4 | 3-2 |
| Utility Codes | 20.1 | 20-1 |
| Update Record per Field Conditions | 13.3 | 13-1 |

V

| | | |
|-----------------------------------|------|--------|
| Vacation of Right of Way | 8.0 | 8-1 |
| Vegetation Management Example B12 | 18 | 21-B12 |
| Visibility Strips | 14.3 | 14-1 |

W

| | | |
|----------------------------|--------------|----------------------|
| Worthless Pole | 5.0-A | 5-1 |
| Wireless Antennas | 3.15 & 2.7-I | 3-2 & 2-3 |
| Wireless Antennas Examples | | 21-B7, 21-A3 & 21-C4 |

XYZ

| | | |
|------------------|------|------|
| Year set of Pole | 15.5 | 15-3 |
|------------------|------|------|

GLOSSARY

DEFINITIONS

A. Locations for Replacement Poles:

(1) Hard-North (South/East/West): Setting a new pole against the existing pole in the direction specified.

(2) One foot (any direction): Setting a replacement pole a specified number of feet (any direction) measured face to face.

(3) Same area: Designated general area for pole placement when the exact final location is not critical.

(4) Same hole: Setting a replacement pole in the same hole as the original pole.

B. Property Line - North (South/East/West)

Designates that line separating different properties or the perimeter of an owned property. The direction is viewed from the pole access location. (See Section 15.4)

C. Service Drops

Service drops are the conductors between the building or structure served and the adjacent line pole. (See Section 11.0)

D. Pole Space

(1) A - Electrical Safety Clearance Zone: Jointly owned vertical pole space required by General Order 95, Rule 38, to safely separate facilities in alignment with Section 19.2 (January 2010)

(1) B - Antenna Safety Clearance Zone: The utility owned vertical pole space of two feet required by General Order 95, Rule 94 to safely separate facilities from an antenna. The utility placing antenna must buy the antenna SCZ (June 2023)

(2) Encroachable Safety Zone: Portion of the Safety Clearance Zone which may be purchased when allowed in accordance with General Order 95 after taking the appropriate safety precautions. (See Section 4.3, 19.2)

(3) Supporting Structure Space: Supporting structure space is that jointly owned vertical pole space below the lowest attached line or cable.

(4) Common Area or Shared Space or Non-Useable Footage: Includes Safety Clearance Zone, Pole Butt, and Supporting Structure Space. This space

can be used for the placement of risers, guys, switches, metering equipment, or other items that comply with General Order 95.

(5) Useable Space: Vertical pole space specifically available to a Member for placement of their facilities, or portions of the Encroachable Safety Zone which have been properly occupied in accordance with Sections 4.3 and 19.2.

E. Equipment

(1) Terminal: A fused termination point that connects communication conductors to service drop(s).

(2) GUYS

(a) Span Guy: All overhead guys (pole to pole, arm to arm, arm to pole.)

(b) Down Guy: Guy connected from pole to anchor rod.

(c) Sidewalk Guy: Guy connected from pole to pipe brace to anchor rod (January 2012).

F. Approved Maintenance Program

An Approved Maintenance Program will be one that was presented to the Administrative Board, and approved through the normal voting process, as outlined in the current Agreement.

G. Revisions

Changes in Routine Handbook sections and Authorized Costs. Date changes will be noted in parenthesis following text, or cost changes, additions, or deletions.

H. Pole Definitions

- 25 Years (Useful life of a pole): To determine which replacement Section of the SCJPC Routine Handbook to use (7.11 or 7.3), the SCJPC Administrative Board determined that the useful life of a pole is 25 years.
 - For replacement of a pole 25 years or older, use Section 7.11.
 - For replacement of a pole less than 25 years old and found to be unfit for service, use Section 7.11.
 - For replacement of a pole less than 25 years old and found to be fit for service, use Section 7.3.(Added January 2014)

- Clearance Pole: A pole placed exclusively to provide clearance from ground level to facilities. May be placed to increase or maintain horizontal clearances between dissimilar facilities. May be Solely owned or Jointly owned. May or may not have Tenant contact or shared under a Joint Use Agreement. Include poles interest/underset for like clearance purposes.
- Customer's Temporary Pole: Temporary poles used for secondary power, and communications or commercial and private job sites. Typically are 6"x8"x12' painted lumber and are provided, erected and removed by developer's customer.
- Cut and Kick: The construction procedure that includes the clearance of the top portion of the pole, cutting and moving the top portion of the pole over, supporting the remaining section of the pole, and pulling the butt. (Added April 2013)
- Distribution Pole: A utility pole utilized for Supply Voltages in excess of 5,000V but less than 60KV. May be solely Owned or Jointly Owned. May or may not have Tenant Contact or shared under Joint Use Agreement.
- Farmers/Private Pole: A pole set and maintained by a private party.
- Guy Pole: A pole utilized for guying only. If pole has facilities attached other than Guys the pole no longer fits criteria for Guy Pole. This includes attachment by Communications or Tenant for Clearance or Supply attachments via pole top extension. Note: all poles are subject to the placement and utilization of guys.
- Interset Pole: A pole placed (set) between two existing poles in an existing lead.
- Joint Owned Pole: A utility pole which is legally owned by more than one party. Predominance of Joint Poles in California are administered under the Northern California Joint Pole Association (NCJPA) and the Southern California Joint Pole Committee (SCJPC). Joint Ownership is established via the Joint Pole Process and finalized on the Form 44, "Bill of Sale", issued in conjunction with Monthly Accounts Billing Cycle and recorded as Jointly Owned.
- Power Pole: A pole used primarily for L, H, and T Class Circuits. May or may not be misused in context.
- Priority Pole: Each utility defines priority poles and timelines through its maintenance program that include identification of priority poles that require immediate corrective action due to significant safety and/or reliability risks. (Added March 2016)
- Push Brace Pole: A pole utilized for Guying only. Pole is designed to push against another pole. Used in locations where it is physically impossible or uneconomic to place and maintain down guys or anchor rods. Occasionally used to comply with existing Rights-of-Way restrictions.
- Service Pole: A pole in a lead on private property or public way, which supports Supply or Communication Service to service connection. May be Solely Owned, or Jointly Owned. May or may not have tenant contact, or shared under Joint Use Agreement.
- Solely Owned Pole: A utility pole which is 100% owned by one utility, municipality or other party. May or may not have a tenant or other rental contact in place. May or may not be shared with another utility administered by a valid Joint Use Agreement.
- Telephone Pole: A pole used primarily for C Class Circuits. May or may not be misused in context.
- Temporary Pole: A pole set for temporary use Section 3.5. Often used in conjunction with Development and Public Requirement Projects. May or may not have Tenant Contact or shared under a Joint Use Agreement. Includes poles interest/underset for like purpose. Temporary poles by agreement are for periods of one (1) year or less.
- Transmission Pole: Utility pole utilized for Supply Voltages in excess of 60KV or above. May be Solely Owned, or Jointly Owned. May or may not have tenant contact, or shared under a Joint Use Agreement.

- High Fire Threat Districts: Urgent pole replacement is where the need to replace a pole is not immediate but must be performed before the prescribed approval time period shown in Section 18.1(d), the other utilities shall respond within 15 days, however the rules of Section 7.11 will be followed to determine 'proposed' purchase in new pole and pole shall be replaced under Section 7.11. Note: See G.O. 95 Rule 18. (Added May 2018).
- Section of Pole (SOP): Section of pole left in field after a pole replacement, consisting only of communication attachments, awaiting transfer by attachment owner(s). SOP is not to include any portion of the support structure. SOP is not billable. Items 83 and 5C cannot be billed with SOP. (See Section 21, Example C1) (Revised January 2023)
- Treatment: Poles that have been fully treated from butt to top by any treatment that has been used throughout CA history, can include Penta, Cellon, Chemonite, DCOI, CCA. (The full list is large and not consistent between all IOUs and municipals.) (Revised January 2023).
- Fire Mesh Wrap: Wrap that is specifically designed to withstand wildfires by adding a fire protective layer to the pole. It is an intumescent (swelling up when heated) grid made of 23-gauge galvanized steel or fiberglass gridded mesh coated with a durable intumescent polymer. It is designed to protect the pole by expanding at temperatures greater than 300°F and creating a barrier that protects and shields the wooden structure from radiant heat and fire. NOTE: Poles with this wrap can be climbed with gaffs or can have pole steps placed on it after the wrap is installed.

Intrusive Testing shall not degrade the Fire Mesh Wrap on the pole. Sound and Prod Testing of the pole will not be hampered by the wrap. (Revised January 2023).

- Sound and Prod Testing: Test conducted with a hammer and probe to detect decay pockets above ground and below ground to determine if a pole is safe to climb. (Revised January 2023).
- Free Attachment: Free attachments are specific to paralleling Member's leads with service conductors crossing thoroughfares directly to a premise served. Service drops that qualify as a Free Attachment do not have a Messenger and usually travels only one pole span. When free attachments travel multiple spans it is because a clearance drop is required to reach multiple premises being served off the free attachment. Free attachment requirements are detailed in Section 11.0 and depicted in Examples A and C on Page 11-2. (A free attachment remains a Free attachment when the pole is replaced) (Revised 3/15/2023).
- Clearance Drop: A clearance drop is defined as being a free attachment that is needed to reach a multiple premise locations that will be served from the free attachment. These facilities have no messengers. A clearance drop is not to be confused with a clearance pole. (Revised 3/15/2023).

Note: See General Orders 95 (G.O. 95) Rule 22.1 for more pole definition

I. Time Frame

Days: Calendar days.

(Revised September 2020)

JOINT POLE PRACTICES AND ROUTINE SCOPE

1.0 Scope

These rules cover joint pole practices, routine, and use of various forms devised to facilitate joint pole construction and to obtain accurate records promptly in accordance with the Southern California Joint Pole Agreement of January 1, 1998. Because the Committee was conceived by organizations who own poles, and has always been governed by documents which were based on that fact, there are necessary exceptions in cases where non-owners are involved. In the administration of joint ownership under the Routine, it is intended that, except for the provisions of Section 7.11 and 17.0, all owners shall participate under the same rules. Other exceptions should involve only special conditions and if any rule is considered inequitable for a specific case, it should be referred to the Administrative Board for recommendation.

In joint planning, the following principles shall govern:

Effort shall be made to locate poles on property lines or other approved locations, so that all Members concerned shall derive the maximum possible service at minimum cost.

Each Member shall designate the character of its own circuits and structures to be placed or continued in joint ownership, and determine the character of the circuits and structures of others with which it will enter into or continue in joint ownership. Where the character of the circuits is such that the joint ownership of a pole or line of poles is mutually agreed upon by all Members concerned, the pole or line of poles shall be of such height and so located that the requirements of each Member shall be met.

Where the character of the circuits is such that separate pole lines are to be maintained on a thoroughfare, all communication circuits shall, in general, be placed on one side of the thoroughfare and all power circuits shall be placed on the other side, so that, as far as practicable, one side of any section of thoroughfare will be available as the communication side and one side as the power side. However, in specific cases, those concerned may, when determined in advance by mutual agreement, locate their circuits on the thoroughfare in some other manner. Crossings of a pole line from side to side of a thoroughfare and conflicting lines shall be avoided as far as practicable.

Should conditions arise that the creation of a co-linear conflict cannot readily be avoided by the constructing Members, they shall cooperate to determine whether the circuits in question shall be placed upon jointly owned poles or whether the avoidance of the co-linear lines shall be obtained by providing separate non-conflicting construction. In the latter event, the Members concerned shall

determine the most practicable and economical method for accomplishing the desired results and shall also agree upon an equitable division of any costs which may be involved.

In the event that a Member occupying joint poles desires to change the character of its circuits, it shall notify the others concerned and they shall cooperate to determine whether or not joint ownership of the poles in question shall be continued. If it is agreed not to continue joint ownership of poles, the Members shall determine the most practicable and economical method of effectively providing for separate lines and shall also agree upon an equitable division of any costs which may be involved.

1.1-A Approval

There shall be approval for every joint ownership transaction. This requires that an agreement must be secured from representatives of each utility concerned in specific transactions. This may be effected by field or telephone agreement but must be confirmed by Joint Pole Authorization.

1.1-B Denial

Denial of a joint ownership transaction, in part or in whole, must be in accordance with guidelines and timeframes established within the Routine Handbook. Partial denial of a JPA Form is permitted, in instances where two or more poles are cited within a single JPA Form and/or when multiple scopes of work are involved within the context of a Joint Pole Form. Any denial, either full or partial in nature, is to be accompanied with supporting evidence, and adequate documentation as necessary. This includes, but is not limited to, clearly redlined pole loads, and copies of any pending Joint Pole Authorizations with accompanying structural analyses. (Revised January 2023).

1.2 Special Agreement

Special Agreement may be made for transactions in conflict with the Routine, provided approval by affected member(s) is obtained therefor. Joint Pole Authorization shall clearly specify adjustment for each transaction under "Special Agreement" and the Joint Pole Committee Office shall record same as approved by Members concerned. Automatic approval may not apply to a JPA under Special Agreement. Therefore, Section 18.1D does not apply. (Revised January 2018)

1.3 Prohibited Disclosure to Third Parties

Except as set forth below, neither copies of this document, nor any information about the contents thereof, shall be given to any organization or to the employees, agents, or any other affiliates of any organization which is not a member of the Southern California Joint Pole Committee. Notwithstanding the foregoing, disclosure may be made in the following circumstances:

- (a) Disclosure may be made to the extent it is required by the provisions of the California Public Records Act, or any other applicable law, with respect to member organizations which are cities or other governmental agencies to which such law apply.
- (b) Disclosure may be made to organizations which are considering membership in the Southern California Joint Pole Committee, if such an organization executes and complies with the terms of the Committee's standard form Non-Disclosure Agreement.
(Added February 2014)

BILLING DIRECTIVES

2.0 Scope

Contained in this section are definitions and conventions used within the Routine Handbook. These definitions and conventions explain terms and situations encountered in the division of costs for the joint ownership of utility poles.

Also cited are billing directives intended to provide the Committee billing office with methods for pricing transactions between Members.

2.1 Authorized Costs

These costs are made a part of the Routine. In addition to schedules of structural and salvage values, pulling and transportation, they represent the average unit costs for all Members involving transactions of any nature affected by joint ownership, covering rights of way obtained without monetary consideration to grantor or property owner, maintenance operations, transfer, rearrangement, installation of facilities and equipment jointly owned, which includes guy wires, anchors, sidewalk fixtures, crossarms pole guards or other items of a similar character.

Where it is found that a schedule price is not sufficient for a specific transaction, or where a certain structural unit is not provided for in the schedule, the Members concerned may fix a price mutually agreeable to them or may agree to undertake work on actual cost basis. Joint Pole Authorization shall show such transaction as "Special Agreement." (See Section 1.2)

In all cases where Authorized Costs are involved, the Joint Pole Authorization shall specify item number and number of items, so as to facilitate checking by Members concerned.

Labor costs may be increased by special agreement for emergency operations, or for compensation of employee working in excess of eight hours in any one day.

A. Pulling

Pulling charges are specified in Item 5, Authorized Costs. These charges are based per pole and are prorated in accordance with Section 2.1C. For a pole not included in the joint pole schedule, such as steel poles, pulling cost shall be determined by mutual agreement.

Full pulling cost applies where a non-owner is authorized to pull pole. (Revised July 2002)

B. Transportation

Transportation charges are specified in Authorized Costs. These charges are based per pole, and prorated in accordance with Section 2.1C.

Full transportation cost applies where a non-owner is authorized to transport pole to yard of salvaging Member. (Revised July 2002)

C. Proration of Charges for Pulling, Transporting, & Disposing

The charges for pulling, transporting, and disposing poles shall be prorated equally based on the number of owners on a pole. (See Item 5 of Authorized Costs). (Revised July 2002)

2.2 Pole Prices

Pole prices for structural and salvage values may be changed annually if deemed necessary. All Member utilities shall submit pole costs to the Joint Pole Committee office on or before October 1; and upon investigation and analysis of these costs, the Administrative Board shall fix the prices which shall become effective on the first day of January following.

2.3 Schedules for Structural and Salvage Values

Revised schedules showing percentages for accrued depreciation are made a part of the routine.

2.4 Structural Value of Pole

Structural value shall be total costs erected, including cost F.O.B. pole yard, transportation, handling, digging, erecting, supply expense, overhead and administrative expense, less accrued depreciation.

A. Minimum Structural Value

Minimum structural value shall be 40% of the cost of new pole erected. This minimum shall be the constant value during remaining service life of pole.

B. Structural Value in Existing Pole

Structural value in entire pole or a portion thereof shall be priced in accordance with date Joint Pole Authorization is sent, unless otherwise agreed.

C. Structural Value of Pole in Replacement

Structural value shall be priced in accordance with date of replacement.

D. Structural Value of Stubbed Pole

Structural value shall be the structural value of the pole only and not the stub.

E. Structural Value of Pole Reinforced

With Push Brace

Structural value shall be the structural value of the pole plus the structural value of the push brace as separate units. The structural value of the push brace shall be shared equally by all joint owners. Any other material or equipment used in connection therewith shall be priced by special agreement as an authorized cost.

F. Structural Value of Pole Not Included in Joint Pole Schedule

Structural value shall be priced by special agreement.

2.5 Schedule Salvage Value

Salvage value shall be the F.O.B. cost of new pole, less depreciation, and is independent of pulling and transportation charges. (Revised February 2009)

A. Minimum Salvage Value

Minimum salvage value of pole shall be 40% of the schedule salvage value of new pole with no salvage value thereafter.

B. Salvage Value on Existing Pole for Removal From Service or Relinquishment of Interest

Salvage value shall be priced at salvage value in accordance with recorded ownership and as of date Joint Pole Authorization is issued. Unless otherwise agreed, salvage value applies in all cases for normal deterioration on pole depreciated not more than 60%.

No Member may relinquish, at salvage value, any superfluous interest for same classification of circuit acquired through consolidation, except with approval of all owners of record.

C. Salvage Value of Wood Stubbed Pole

Salvage value of wood stubbed pole shall be for the length of the pole only. (Revised February 2009)

D. Salvage Value of Pole Reinforced With Push Brace

Salvage value shall be the salvage value of the pole plus the salvage value of the push brace as separate units. There shall be no salvage on any other material or equipment used in connection therewith.

E. Salvage Value in Pole Which Has Been Lost or Removed at an Unknown Date

There shall be no salvage value in pole, which has been lost due to any reason not the fault of a joint

owner and for pole removed at an unknown date by an unknown party.

F. Salvage Value In Pole Which Has Been Damaged by Any Cause Other Than Deterioration

Salvage value shall be priced in accordance with length, year set, and condition of maximum length recoverable. (Revised March 2009)

G. Salvage Value in Pole Which Has Been Cut in Replacement or Removal

There will be no salvage value in the cut portion of the pole in replacement or removal. (Revised March 2009)

H. Salvage Value in Pole Not Included In Joint Pole Schedule

Salvage value shall be priced by special agreement.

2.6 Annual Rate of Depreciation

Annual rate of depreciation for structural and salvage values for wood pole for the time current shall be 4% (15-years). Annual rate of depreciation for structural and salvage for other than wood pole for the time current shall be 2.5% (Revised January 2014)

2.7 Other Billing Definitions & Directives

A. Base Owner

The Member originally placing the pole or designated during relinquishment as such in accordance with Section 5.1B.

B. Cost Causer

When a Member(s) causes a JPA to be issued on a pole which benefits no other owner on that pole, the cost causer(s) shall be responsible for Administrative Costs as appropriate. NOTE: Applying cost causer charges is put on hold until further notice due to a revision of the cost causer definition. The new cost causer will be based upon the cost of the Committee office converting manual JPAs for those Members unable to utilize the new computer platform.

C. Temporary Poles

The charge therefore is the normal equity required less salvage value plus a share of the removal costs.

D. Pole Reinforcement Cost Sharing

The costs for installing pole reinforcements shall be established by special agreement and shared

proportionate to ownership, based upon the price per foot concept:

(1) Mod/Pole

Removal will be done by the Member installing the mod/pole at the scheduled cost of pulling, transporting and disposing.

(2) Upon relinquishment, the installing Member shall be released from all other financial liabilities associated with ownership other than the cost of removal.

A pole record will be maintained until the pole is removed.

JPA must be issued to the installing member to remove pole. (Revised January 2009).

E. Pole Replacements

This Section is no longer in use (Revised April 2016)

F. Sharing of Same Grade

When sharing the same grade on a pole, the costs of that pole and arm would be shared proportionately. (See Section 4.4)

G. Automatic Approval

Section 18.1D Automatic Approval may not be invoked in conjunction with Section 1.2 Special Agreement.

H. Approved Maintenance Program

Per Section 19.5, those utilities currently involved in an approved inspection/inspection & treatment program are shown below:

| <u>Member</u> | <u>Date of Board Approval</u> |
|---------------|-------------------------------|
| SCE (Edison) | October 1993 |

| | |
|-----------------------------------|--------------|
| *steel stub/fiberglass wrap added | April 2007 |
| M (DWP) | July 2000 |
| MP (Pasadena) | July 2000 |
| J (Riverside) | June 2001 |
| MA (Azusa) | August 2001 |
| D (City of Anaheim) | January 2006 |
| BVE (Bear Valley Electric) | January 2006 |
| LLW (City of Lompoc) | March 2009 |
| B (City of Burbank) | April 2016 |

All inspection/inspection and treatment joint pole authorizations will be final billed within three years of inspection date. May only be billed once every 5 years. Inspections completed prior to the members Board approval date, cannot be billed to other members. (Revised April 2016).

I. Wireless Antenna Safety Clearance Zone Allocation

When section 3.15 is identified, allocation of space shall be configured per example A2 – Pole Space Allocation with antenna – Section 21-A2 (revised June 2023)

J. Pole Top Extension Record

Pole top extensions installed during purchase of interest will be notated on pole records showing size. (Sec 4.0, 14.5)
i.e: PTX 10'

Pole top extensions placed on existing joint poles, and not affecting space allocation, will be notated on pole records only when record is updated by initiation of a Joint Pole Authorization. (Sec 14.5)

Note: Billing will be based on the actual size of pole. Safety clearance allocation may not apply. (Revised January 2009).

JOINT PLANNING PRACTICE

3.0 Notice of Intention to Construct

Member contemplating construction or reconstruction shall notify all Members operating in the same territory of its plans as far in advance as possible to permit those Members to participate in joint construction if so desired. Members shall be notified via email as listed on the SCJPC website, JPA Contacts web page, row Form Submission. This Notice of Intention to Construct shall be issued on Form 2 Preliminary Joint Pole Authorization and shall include poles, anchors, and other equipment necessary for constructing Member's own use and shall also specify the space which it requires for its own facilities. Where an extension of a line is involved, in which the other Member is not interested in joint ownership, a map of the proposed extension may be substituted for the pole location description and the Notice of Intention then need give only such details as may not appear on the map of the extension. The Members receiving this Notice of Intention shall return one signed copy to the constructing Member within 45 days, advising thereon if interested in the proposed construction. Where future joint ownership is desired, the advice shall state if poles are satisfactory, or if plan will require revision to provide for joint ownership. If one or more Members advise that space is required for joint ownership, the constructing Member shall cooperate in joint planning to provide poles and anchors which will be suitable for all Members concerned and, where necessary, shall issue a revised Form 2 Preliminary Joint Pole Authorization for approval of such Members. All Members concerned shall retain copy of Notice of Intention for record purposes. (Revised January 2022).

The issuing Member will enter the date mailed on the first page of the authorization. If the Notice of Intention is not returned within 45 days, the issuing Member may proceed as if constructing for its own sole ownership. If there is disagreement, Notice of Intention should be returned to issuing Member with Form 49, stating reason. If any Member operating on the same structure as the intended construction referenced is not notified of the Intent on the Form 2 date sent, the initiating Member shall issue a Form 2 revision allowing 45 days to return this form. (Revised January 2022).

If the urgency for construction requires less than 45 days notice, the constructing Member will attempt to contact other Members by telephone or in the field to make an immediate agreement, which will be confirmed on a form 2, in which case the 45 day requirement will be waived.

For riser installation, see Section 3.4 and examples in Section 21. For Temporary Pole installation, see Section 3.5.

For existing solely owned pole replacements, no notification shall be required.

NOTE: Section 3.0 is a non-billable section.

3.1 Purchase of Interest Under Notice of Intention to Construct

If constructing Member, to accommodate other members' requirements, is involved in expense exceeding that required for its facilities when alone, purchase of interest by member desiring to participate in joint ownership shall be made when poles and anchors have been installed according to approved plan.

The cost of a push brace associated with a jointly owned pole shall be shared equally by all joint owners. (Revised January 2007).

3.2 Rejection of Notice of Intention to Construct

Those Members which do not avail themselves of the opportunity presented by the Notice of Intention, and do not return the Notice of Intention within a time limit of 45 calendar days from the receipt thereof, and who subsequently desire to participate after construction or reconstruction has been completed, may be required to pay for any change necessary for joint ownership in accordance with section 7.3. (Revised January 2007).

3.3 Failure to Issue Notice of Intention to Construct

If any Member places pole(s) or anchor(s) without issuing a Notice of Intention (Sec. 3.0) that Member may be subject to penalty. During a period of three years beginning the year of installation another Member requiring facilities in the same location shall request replacement of facilities to provide for Incumbent LEC (Local Exchange Carrier) and Electric Utility Member. All associated costs for such replacement in accordance with Sec 7.11 shall be at the sole expense of the Member in offense. There shall be no expense after the "three year" period. (Revised January 2007).

3.4 Notice of Intention to Construct Risers/Runs

Members proposing installation of facilities shall prepare and submit to all owners on record, a Form 9 or Preliminary JPA for risers, notifying the Members of their intention to construct (**See examples in Section 21**).

If Member proposing installation of facilities is an existing owner on record, a Form 9 shall be prepared and submitted.

If a Member's tenant is placing facilities, it is the Member's responsibility to notify the other owners. (Revised January 2015)

NOTE: Section 3.4 is a non-billable section.

3.5 Notice of Intention to Construct a Temporary Pole

A temporary pole is a pole that is placed for temporary use, and will be removed by the end of one year.

(a) The charge for temporary pole is based on the cost of equity required less salvage value plus a share of the removal costs.

(b) If a temporary pole is found to be needed for more than one year, it will be converted to a normal joint pole by issuing a joint pole authorization citing this section.

(c) Temporary poles are removed by issuing a form 48 with a copy sent to all attached parties and one copy to the Joint Pole Committee

3.6 Unused

3.7 Unused

3.8 Unused

3.9 Unused

3.10 Placement of Pole for Private party or Governmental Agency under Notice of Intention.

In general, any private party or governmental agency causing a pole to be installed shall pay all expense in connection therewith. However, certain conditions require special consideration, and no commitment shall be made by any member until all incumbent utilities have mutually agreed as to the conditions applicable.

If construction is started without notification, the Member initiating the work will be responsible for all construction costs incurred by other incumbent Members. When all Members have agreed as to the basis of settlement and have received authority

from such private party or governmental agency to proceed with the work, one of the Members shall install the pole and sell interest in the new pole to each Member concerned. Each Member shall attach its facilities, and upon completion of the work, each Member, as it may have elected to charge for cost of its work, shall bill the said party for its share of the cost of installation.

Initiating member to specify and define charges customer paid. Individual utility is responsible for recouping costs. If the customer is billed the full cost of the pole, then the other member(s) should not be billed for the purchase of interest. (Revised June 2017).

3.11 Unused

3.12 Unused

3.13 Unused

3.14 Notice of Intention to Construct Other than Wood Pole.

If constructing Member, to accommodate other members' requirements, is involved in expense exceeding that required for its facilities when alone, purchase of interest by Member desiring to participate in joint ownership shall be made when poles and anchors have been installed according to approved plan.

Section 1.2 required for Engineered Steel Poles (Revised January 2008). (See loading requirements and other notes in Section 15.7, for ES poles.) (Revised January 2023).

3.15 Notice of Intention to Place Wireless Antenna

(For space allocation, this section must be shown on the Final JPA)

Members proposing the installation of antennas shall prepare and submit to all owners on record, a Preliminary JPA (Form 2-1) notifying the members of their intention to construct. (See example B7 in Section 21).

Note: General Order 95, Rule 94 requires an additional 2' Antenna Safety Clearance Zone, which must be purchased by the antenna owner. (Revised August 2017).

PURCHASE OR SALE OF INTEREST

4.0 Purchase or Sale of Interest

Purchase or sale of interest in pole shall be initiated on Joint Pole Authorization and shall be approved by all Members concerned. The interest and price applying thereto shall be in accordance with Routine and schedule of structural values or other Authorized Costs and date Joint Pole Authorization is issued, unless otherwise agreed.

Any extension of line conductors by one Member upon one or more poles of another Member in any direction shall constitute a longitudinal line extension and all poles in such extension shall require purchase of interest, except as otherwise provided under Section 9.0.

Additionally, the following cases shall require purchase:

- (a) Pole used for supporting line conductors
- (b) Pole used exclusively for services
- (c) Pole on which service is run to underground
- (d) Pole used for supporting street light wire
- (e) Pole used exclusively for guys
- (f) Pole used for guying with supporting guy to anchorage
- (g) Poles where guys are extended from pole to pole involving more than one span
- (h) Pole space used for supporting hardware, which occupies useable space.

NOTE 1: Purchase of entire interest shall be at structural value.

NOTE 2: For purchase into anchors, refer to Section 12.3.

NOTE 3: If a member purchases above an existing antenna, that incoming member is required to purchase 2' minimum above the antenna. (Revised August 2017)

4.1 Unauthorized Attachment

Each case requiring joint ownership in a pole shall constitute an unauthorized attachment if the Member making such attachment fails to initiate Form 2 Joint Pole Authorization or makes attachment prior to approval of Form 2 Joint Pole Authorization. JPA initiated by a pole owner for the sole purpose of identifying unauthorized attachments will be sent without pole loading. The member found unauthorized is responsible for submitting pole loading. If the unauthorized member fails to submit pole loading within 60 days of Form 2 sent date the initiating member may send Form 7 to declare intention to perform the pole loading. The unauthorized member may be billed for the loading per Authorized Cost 14(c) (Revised January 2019)

Purchase of interest at structural value based on date sent of the JPA and on year pole was set. 50% penalty based on the date sent of the JPA new pole cost for full value of space occupied by unauthorized attachment to owner of said space. (Revised May 2020)

Excluded from these sections are:

- (a) Cases where a joint owner has made attachment on pole at a higher or lower grade than allowed for the space purchased. (This owner must relocate to the proper grade or when allowed, purchase interest in accordance with Section 4.0).
- (b) Poles set in current year.
- (c) All interest poles where services are originated from clearance attachments thereon. In these cases, purchase of interest shall be required at structural value only, and Member issuing Form 2 Joint Pole Authorization shall specify Routine Section 4.0 for such purchase.

NOTE 1: This section does not apply to anchors.

NOTE 2: Refer also to Sections 5.4, 7.7, and 16.4B

NOTE 3: With agreement from pole owner of record for space where unauthorized attachment exists Section 4.0 may be used. (Revised January 2011)

4.2 Purchase of Interest Concurrently With Relinquishment

Purchase of interest by incoming Member in pole jointly owned by two or more Members, where one owner desires to relinquish, shall be authorized for purchase at structural value as a prior transaction to relinquishment, but transactions may be billed concurrently. Purchase or sale of entire plant for purpose of consolidation or rearrangement of system boundaries is excluded from this provision. Purchase of entire interest in pole shall be at structural value.

4.3 Purchase of Interest in Safety Clearance Zone

Purchase or sale of the right to use space within the Electrical Safety Clearance Zone:

Any Member planning to construct on a jointly owned pole where space is limited and all owners approve may purchase into the Electrical Safety Clearance Zone in accordance with General Order 95. The purchase or sale of the right to use this space shall be initiated on a Joint Pole Authorization and construction shall begin within the time limits prescribed in Section 18.1D. The constructing Member may purchase in one foot increments to a maximum of two feet and must attach at the grade requested (see Section 16.0). If a member

purchases above an existing antenna, that incoming member is required to purchase 2' minimum safety clearance. Guard arms must be installed by the purchasing Member in the manner prescribed by General Order 95. (Revised August 2017)

4.4 Purchase of Interest at Same Grade

When purchasing same grade as another member/owner cost of that foot will be shared equally.

When attaching to an existing arm, to share the same grade, the initiating party must show the appropriate Item of "Authorized Cost". When placing a new arm, to share the same grade, the initiating party must show the appropriate item of Authorized Cost and bear the cost of transferring facilities. (See Section 14.1 and examples in Section 21, Refer to Authorized Costs Items 160 or 164). (Revised January 2009)

4.5 Unused

4.6 Unused

4.7 Unused

4.8 Unused

4.9 Unused

4.10 Unused

4.11 Unused

4.12 Unused

4.13 Unused

4.14 Purchase of Interest in Other than Wood Pole

Purchase or sale of interest in pole shall be initiated on a Joint Pole Authorization and shall be approved by all Members concerned. The interest and price applying thereto shall be in accordance with Routine and schedule of structural values or other Authorized Costs and date Joint Pole Authorization is issued, unless otherwise agreed.

Any extension of line conductors by one Member upon one or more poles of another Member in any direction shall constitute a longitudinal line extension and all poles in such extension shall require purchase of interest, except as otherwise provided under Section 9.0.

Additionally, the following cases shall require purchase:

- (a) Pole used for supporting line conductors
- (b) Pole used exclusively for services
- (c) Pole on which service is run to underground
- (d) Pole used for supporting street light wire
- (e) Pole used exclusively for guys
- (f) Pole used for guying with supporting guy to anchorage

- (g) Poles where guys are extended from pole to pole involving more than one span
- (h) Pole space used for supporting hardware, which occupies useable space.

NOTE 1: Purchase of entire interest shall be at structural value.

NOTE 2: For purchase into anchors, refer to Section 12.3.

Section 1.2 required for Engineered Steel Poles. (Revised January 2008).

REMOVAL, ABANDONMENT, RELINQUISHMENT

5.0 Removal of Joint Pole From Service

When pole is to be removed from service an agreement shall be made between the Members whether the pole is reusable. A reusable pole is one that can be economically recovered and at least one of the owners desires to use it.

When push brace associated with a line pole is to be removed or replaced, pulling and transportation charges, and salvage value, shall apply separately on each unit.

Note: The setting member will PTD other than wood poles (Revised January 2011).

5.0-A Worthless Pole

If it is decided that the pole is worthless, the party removing pole shall cut it up or dispose of it in the most economical manner. No salvage shall be received or paid and the party removing pole shall be reimbursed by the other Members for their share of pulling and transportation. The Joint Pole Authorization shall specify the Member to pull, transport, and dispose of pole.

5.0-B Reusable Pole

If it is decided that the pole is reusable the Member performing the pulling operation shall either:

- (a) Deliver the pole to the yard of the salvaging Member, in which case it shall receive its share of salvage value. Each pole so delivered shall be identified by pole number and Joint Pole Authorization number;
- (b) Retain pole in its yard for pick-up by salvaging Member, in which case no transportation charges shall be paid or received;
- (c) Retain pole in its yard for its use and pay the other owner for its share of the salvage value;
- (d) Place pole in a safe and accessible location and notify the salvage party by telephone and confirming Form 48 where pole may be recovered. This notice shall specify details for identification as to Joint Pole Authorization number, pole number, and location; or
- (e) Pay the other owner its share of salvage value and then dispose of pole as it sees fit.

5.0-C Cutting Reusable Pole in Replacement or Removal

In removal of pole, the owners shall agree if pole may be recovered intact or requires a cut for the following reasons:

- (a) Cutting of pole at ground line to remove butt for installation of new pole in same location;
- (b) Cutting top portion of pole to permit transfer;

(c) Cutting pole to effect removal where location is difficult to access.

The expense of topping poles (see Item 5-C, Authorized Costs) shall be prorated equally between all owners when the topping operation is for mutual benefit. (See Section 2.1C)

If the topping operation benefits one Member only, then that Member shall bear full cost of the topping.

Where the pulling Member requests the other owners to cut a portion of the pole top to facilitate its removal, the cutting Member may bill the pulling Member in accordance with Item 5-C, Authorized Costs. Approval for this billing should be obtained before the pole is cut.

The Member pulling the butt of cut pole shall dispose of it at the time the replacement is made, and there shall be no transportation cost thereon. The upper section only shall take transportation costs, which shall be based on the pole's actual length after cutting, with certain billing limitations. (See Section 2.1)

5.0-D Cooperative Removal

Where pole is in good condition but line facilities or other obstructions prevent its removal intact, the Member designated to do the pulling shall request the cooperation of other owner or owners to assist in pole's removal or shall obtain consent for its cutting. The cutting of a portion of the top of pole to permit transfer of construction is not considered part of the pulling operation.

5.1 Relinquishment of Interest

Any owner wishing to terminate its joint ownership in pole shall give 60 days' notice, in writing, to all other owners of record, which notice shall be by Joint Pole Authorization. Such Member may not relinquish interest until all attachments have been removed, including clearance arms, guys and services. Upper Member relinquishing interest in pole less than 55' in length shall remove at own expense vacated portion not required by other Member and shall receive salvage on original length.

An owner may not relinquish its interest in a pole on which it has a tenant unless the tenant's equipment is removed or one of the remaining owners accepts the outside party as its tenant.

Where one owner initiates Joint Pole Authorization for relinquishment of interest in pole and incident thereto the other owner proposes to replace or remove pole, the Joint Pole Authorization shall be completed for removal of pole and these

owners shall jointly participate in salvage, pulling, and transportation.

5.1-A Relinquishment of Interest by One Owner

In the relinquishment of interest by one owner, the interest of this owner shall revert first to the base owner, or other owner as agreed and the releasing owner shall receive salvage from that owner in the ratio of the equities, in whole or in part, owned by them. In this case the Joint Pole Authorization shall specify the grade and space to be used by the remaining owner(s).

Note: One owner cannot relinquish a pole on behalf of another owner unless otherwise agreed upon and noted on the JPA Form 2. Owner of record must issue a JPA to relinquish or indicate their relinquishment on a JPA initiated by another owner. (Revised January 2016)

5.1-B Renumbering Relinquished Pole

When original owner is the relinquishing Member the senior equity owning Committee Member remaining as an owner, shall become the base owner for record purposes unless otherwise agreed by all remaining owners. (See Section 20). The new agreed upon base owner shall renumber pole. (Revised January 2011)

5.1-C Relinquishment - Pole Removed at Unknown Date

Relinquishment of interest in pole removed at unknown date shall have no salvage value. . Pulling and transportation shall not apply.

A Form 48 is not required. (Revised January 2016)

5.1-D Unauthorized Attachment - Procedure for Relinquishment

Member with unauthorized attachment, proposing to vacate pole, shall purchase interest at structural value, with 50% added as an Authorized Cost, and shall relinquish and receive salvage.

Where owner of pole relinquishes interest, Member with unauthorized attachment shall purchase entire interest, in which case 50% added charge does not apply.

5.2 Topping and Retaining Interest on Pole

When an owner deems it desirable or necessary to vacate and eliminate the top portion of a pole and yet retain its interest due to other space it occupies on the pole, that utility may cut off and retain unused portion of pole at its own expense. Salvage value shall be based on new length of pole and owners

shall then share interest in accordance with section 16.4 (Revised January 2013).

5.3 Unused

5.4 Unauthorized Attachment - Procedure When All Members Abandon and Remove Pole

The unauthorized member shall:

- Purchase interest in existing pole as specified in Section 4.1 and stated in addition to 5.4.
- Pay all pulling, transportation, and disposal. If the unauthorized member performs the PTD, they will not receive reimbursement.

(Revised January 2013)

5.5 Removal - Solely Owned Pole Supporting Free Attachment

Member occupying a solely owned pole with attachment, which does not require purchase of interest under the Routine, shall remove its attachment within 48 hours' notice by telephone from owner thereof, advising of reason necessitating removal. Notice must be confirmed by Form 48. Member failing to remove its attachment within time specified shall thereafter be responsible for cost of pulling and transportation of pole.

If there is to be any billing for pulling and/or transportation, this shall be so stated on an issued Joint Pole Authorization.

5.6 Abandonment - Solely Owned Pole Supporting Free Attachment

Any sole owner desiring to abandon pole occupied by a Member with attachment which does not require purchase of interest under the Routine may abandon this pole to the Member which is occupying same and shall bill this Member for entire interest at structural value.

5.7 Unused

5.8 Unused

5.9 Unused

5.10 Removal of Pole For Private Party or Governmental Agency

In general, any private party or governmental agency causing a pole to be removed shall pay all expense in connection therewith. However, certain conditions require special consideration, and no commitment shall be made by a joint owner upon

any request from a private party or governmental agency for removal of a pole until all joint owners have mutually agreed as to the conditions applicable. Otherwise, for construction started without notification, the Member performing the work will be responsible for all construction costs incurred by other joint owners.

When all owners have agreed as to basis of settlement and have received authority from such private party or governmental agency to proceed with the work, one of the owners shall remove the pole. Each Member shall receive salvage and pay pulling and transportation. Upon completion of the work, each Member, as it may have elected to charge for cost of its work, shall bill the said party for its share of the net cost of removal.

Initiating member to specify and define charges customer paid. Individual utility is responsible for recouping costs. If the customer is billed the full cost of removal then the other member(s) should not be billed for removal (pulling routine). (Revised June 2017).

SECTION 6

There is no Section 6

REPLACEMENT

7.0 Replacement

Replacement may be made at the request of any Member, and adjustment as to sales, salvage, pulling, transportation, and transfer costs shall be at current prices as per date of replacement. Salvage shall be prorated in accordance with recorded ownership. Pulling and transportation charges shall be prorated in accordance with Section 2.1C. Any Member, by agreement, may be designated as the replacing Member under the Routine regardless of original ownership. Any pole shown as replaced on a JPA which refers to Section 18.1 Automatic Approval must show space and grade allocated in accordance with Section 2.7E. The Member maintaining Class H Circuits on a jointly owned pole should preferably make the replacement.

NOTE: Section 7.0 is a non-billable section.

NOTE: Member responsible for PTD cannot charge Item 83A, 83B, and/or Item 5C when SOP is used. (Revised January 2023)

7.1 Replacement of Pole for Sole Benefit of Member with Crossing Conductors Only

The section applies where the Member requesting the replacement is not an owner in the existing pole and will not require ownership in the new pole. The Member for whose benefit the replacement is made shall be billed the cost of the replacement for the structural value of the existing pole, less salvage value, plus the difference in cost for the increased length of the new pole over the existing pole (based on pole of same condition and setting date as replacing pole), additional material costs, if any, transfer cost, and entire cost of pulling and transportation. The billing shall be made as an Authorized Cost.

Where work required double arm installation and single arm now exists the Member requesting replacement shall pay the installation cost of the new double arm and the original owner shall remove single arm at own expense and retain salvage.

Where the pole to be replaced is jointly owned, the net difference in cost between the structural and salvage values shall be based on the interest owned by each joint owner. Each joint owner shall bill for whatever portion of the pulling and transportation operation it performs. The retirement of the pole from the record shall be completed by the joint owners as a salvage transaction, the original owner recovering the pole and allowing salvage value to the other owner for its relinquished interest. The Member making the replacement shall then bill an interest in the new pole to the other Member concerned.

The difference in cost for increased length of new pole over replaced joint pole shall be adjusted with the Member for whose benefit the replacement is made on the following basis:

(a) If each joint owner's interest cost in the new pole is equal, each shall bill for an equal portion of the cost of the increased length.

(b) If each joint owner's interest cost in the new pole is not equal but is in excess of its interest cost in the replaced pole (reproduced new), each shall bill for its respective difference of cost.

(c) If one joint owner's interest cost in the new pole is less than its interest cost in the replaced pole (reproduced new), the other joint owner in replaced pole shall then bill for the entire cost of the increased length.

7.2 Replacement of One Pole With Two or More Poles for Benefit of One Owner

When a jointly owned pole is suitably located for the installed facilities of two Members, and one owner desires to replace same with two or more poles in order to provide for specific locations which are not necessary for the present or future requirements of other joint owner(s), the adjustment shall be as follows:

One pole shall be considered as a replacement in accordance with rule of the Routine relating to Section 7.3 or 7.11 as applicable. The other pole(s) shall not be considered of any benefit to the existing Member, which should not participate in labor or material costs and will therefore make attachment for clearance purposes in accordance with rule of the Routine relating to Section 9.1. Attachment to pole shall be made at the expense of the constructing Member. This section shall not be construed to apply where respacing is undertaken in joint planning to place poles on property lines or to provide better distribution for the Members concerned.

Where a solely owned pole is involved under same conditions, the replacement shall be made in accordance with rule of the Routine relating to Section 7.5.

7.3 Overbuild

This section provides for the replacement of a solely owned or a jointly owned pole, less than 25 years old for the sole benefit of an incoming Member or one joint owner. This section also applies to poles replaced due to damage caused by facilities of a joint owner, poles replaced due to California Public

Utility Commission (CPUC) mandates directed at specific member facilities, and to all solely owned or jointly owned poles replaced for the sole benefit of Members having less than 20 consecutive years of Joint Pole Committee membership. (Revised January 2023).

The cost to benefiting Member shall include:

- (a) Equity of overbuilt Member's structural value of existing pole, less salvage
- (b) Cost of transfer
- (c) Additional material installed to comply with requirements of joint ownership
- (d) Sidewalk or pavement repairs
- (e) Entire removal cost

The sole owner, or each joint owner as appropriate, shall bill the benefiting Member for the portion of pulling and transportation it performs. The Member recovering pole shall allow salvage to other owner(s) for its relinquished interest. Member placing new pole shall bill an interest to other Members.

When a benefiting Member replaces pole and another Member desires additional grade or space, replacement shall be made in accordance with rule of the Routine relating to Section 7.11. Mutual benefit shall not apply where a non-benefiting owner is forced to increase grade or space as a result of the activities undertaken by the benefiting Member.

7.4 Cut and Kick Replacement of Pole

This section provides for the replacement of a pole in the same hole to accommodate the transfer of facilities attached to the old pole. The differential cost of the setting of the new pole when it is mutually beneficial to all members shall be shared equally by all parties. When the placement of a pole in the same hole is not mutually beneficial, the cost shall be borne by the member requesting this type of construction procedure. Hand dig charges are not applicable as an added cost when poles are being replaced in the same hole. (Refer to Authorized Costs Item 19).

Note: Section 7.4 is not a stand-alone section, must be used in conjunction with section identifying reason for replacement.

Reasons for mutual benefit for Cut & Kick not limited to:

- Private Property and Rights of Way
- Driveway
- Substructure Conflicts
- Walls or Obstructions
- Proximity to Equipment

(Revised April 2013)

7.5 Replacement of a Solely Owned

Pole With a Jointly Owned Pole

Sole owner's concurrence **should** be obtained prior to undertaking this operation. A solely owned pole replaced for mutual benefit is included under this section. Pulling and transportation are at joint expense. Otherwise, for construction started without notification, the Member initiating the work will be responsible for all construction costs incurred by other joint owners.

The rules of Section 7.x will apply when appropriate. (Revised September 2023).

7.6 A. Replacement of Pole Due to Damage Caused by Any Person, Firm or Corporation Which Is Not a Party to the Joint Pole Agreement

The Member replacing pole shall sell interest to each Member concerned. Each Member shall receive salvage on maximum value recoverable and shall pay pulling and transportation. Each Member shall transfer its facilities and shall bill party responsible for the damage for its share of the net cost of replacement.

Emergency pole installation is where the pole must be replaced immediately: The joint owner(s) must be notified by telephone or email of emergency installations within 24 hours by setting Member. Setting Member must issue Form 2 Preliminary within 45 calendar days from date of pole replacement, otherwise Section 7.13 will apply. Telephone notification must be confirmed by either Form 2 or Form 48 showing, if known:

- (a) Time and date of accident
- (b) Time and date joint owner notified
- (c) Name of person notified
- (d) Police report number

In cases where the urgency for new pole installation is not immediate, notification rules of this section will still apply, however the rules of 7.11 will be followed to determine "**proposed**" purchase in new pole. (Revised January 2016)

7.6 B. Replacement of Pole Due to Natural Causes (Storm, Catastrophe)

The Member replacing the pole(s) may proceed with replacements prior to issuing Form 2. The Member shall sell interest to each Member concerned. Each Member shall receive salvage on maximum value recoverable and shall pay pulling and transportation. Each Member shall transfer its facilities.

Setting Member must issue Form 2 Preliminary with date and identification of natural cause (Form 48 may be attached). Setting Member must issue Form 2 Preliminary within 180 calendar days from date of pole replacement. After 180 calendar days,

Section 7.13 will apply unless mutually agreed by all parties to extend.

In cases where the urgency for new pole installation is not immediate, notification rules of this section will still apply, however the rules of 7.11 will be followed to determine “**proposed**” purchase in new pole (Added January 2012).

Section 7.13 does not apply if JPA issued within 180 days of construction (Effective January 2016)

7.7 Replacement of Pole Which Is Used Jointly Without Authority (Wood and Non-Wood Pole)

Any Member maintaining an unauthorized attachment on a pole to be replaced shall:

- Purchase of interest at structural value based on year set of the new pole cost. 50% penalty based on the year set of the new pole cost for full value of space occupied by unauthorized attachment to owner of said space.
- Receive salvage if applicable.
- Pay all pulling, transportation, and disposal. If the unauthorized member performs the PTD, they will not receive reimbursement.
- Transfer at own expense.
- Purchase interest in the replacing pole.

(Revised May 2020)

This member shall also transfer at own expense and purchase interest in replacing pole.

If Member with unauthorized attachment proposes to abandon concurrent with replacement, it shall:

- Purchase interest in existing pole as specified in Section 4.1 and stated in addition to 7.7.
- Receive salvage if applicable.
- Pay all pulling, transportation and disposal. If the unauthorized member performs the PTD, they will not receive reimbursement.

(Revised July 2024)

7.8 Replacement of Pole Within One Year From Date of Purchase of Interest

When original owner requests the replacement of a joint pole 25 years old or older in which other owner has purchased interest within one year from date Joint Pole Authorization is sent requesting replacement, the other owner(s) shall receive refund of purchase price in pole replaced, shall not be responsible for pulling or transportation costs and shall not receive salvage, but shall purchase interest in new pole and transfer at its own expense. The one-year period referred to herein shall begin with January 1 following date sent of Joint Pole

Authorization under which interest was purchased. Excepted are poles in which purchase has been made in accordance with rule of the Routine relating to Section 4.1.

7.9 Replacement for Benefit of Incoming Member or One Owner of Joint Pole Which Could Be Trenched or Moved

This Section applies to a solely or jointly owned pole, less than 25 years old, required to be relocated due to street improvement. When one owner desires to move the pole and another owner or incoming Member desires to replace the pole, the replacement may be made provided the incoming Member, or Member desiring replacement, pays excess cost of transferring facilities and equipment of other owner over such owner’s share of cost of moving pole. Where differential costs have been identified, Section 1.2 will be used. In all other respects the replacement shall be made in accordance with the rule of the Routine relating to Section 7.11.

7.10 Replacement of Pole for Private Party or Governmental Agency

In general, any private party or governmental agency causing a pole to be replaced shall pay all expenses in connection therewith. However, certain conditions require special consideration, and no commitment shall be made by a joint owner upon any request from a private party or governmental agency for replacement of a pole until all joint owners have mutually agreed as to the conditions applicable. Otherwise, for construction started without notification, the Member initiating the work will be responsible for all construction costs incurred by other joint owners.

When all owners have agreed as to the basis of settlement and have received authority from such private party or governmental agency to proceed with the work, one of the owners shall replace the pole and sell interest in the new pole to each Member concerned. Each Member shall receive salvage, if applicable, and pay pulling and transportation. Each Member shall transfer its facilities, and upon completion of the work, each Member, as it may have elected to charge for cost of its work, shall bill the said party for its share of the net cost of replacement.

Initiating member to specify and define charges customer paid. Individual utility is responsible for recouping costs. If the customer is billed the full cost of the pole, then the other member(s) should not be billed for the purchase of interest. (Revised June 2017).

7.11 Replacement of Pole for Mutual Benefit of All Joint Owners

Member replacing pole for mutual benefit shall sell interest in new pole to other Members concerned. Each Member shall transfer at own expense, receive salvage, if applicable, and pay pulling and transportation.

Mutual benefit shall be understood to apply under this section as follows:

- (a) Wood Pole 25 years old or more
- (b) Wood Pole less than 25 years old, but rendered unfit for service by any cause not the fault of a joint owner including existing overloaded poles.
- (c) Pole requiring relocation for the benefit of all Members concerned
- (d) Pole identified in an authorized maintenance inspection program as unfit for service
- (e) Pole requiring replacement for clearing of discovered existing General Order 95 infractions not the fault of any joint owner. (Revised April 2015)
- (f) Pole replaced prior to Form 2 and Form 48. Form 2 must be noted that this is a Priority Pole. Section 7.13 applies only if Form 2 is not issued within 45 days (Revised March 2016)
- (g) Non-wood pole 80 years or more (Revised January 2024)

For wood poles that are more than 25 years old, this section applies only to Members having more than 20 consecutive years of Joint Pole Committee membership.

For those Members with less than 20 consecutive years of Joint Pole Committee membership, which initiates the replacement of poles under the provisions of (a) above, Section 7.3 shall apply.

This rule shall also apply where owner failed to issue Notice of Intention for pole and incoming Member desires its replacement within three years, beginning with January 1 following date of its installation. If pole has been installed longer than the three-year period specified and is not more than 25 years old, the replacement shall be in accordance with rule of the Routine relating to Section 7.3.

7.12 Unused

7.13 Failure to Issue Notice of Intention of Replacement (Wood and Non-Wood Pole)

If any member replaces pole(s) or anchors (s) prior to issuing a Notice of Intention to the joint owners on record, that member will perform work (without compensation) or:

- pay all PTD charges
- pay all transfer charges of the joint owner(s)

- pay for any additional authorized costs incurred due to the pole replacement

For exceptions for replacing poles prior to JPA see Sections 7.6A, 7.6B, 7.11(f), and 7.14(f) (Revised August 2023)

7.14 Replacement of Wood Pole with Other than Wood Pole.

Member replacing wood pole with other than wood pole for mutual benefit, shall sell interest in new pole to other Members concerned. Each member shall transfer at own expense, receive salvage, and pay pulling and transportation.

Mutual benefit shall be understood to apply under this section as follows:

- (a) Wood Pole 25 years old or more
- (b) Wood Pole less than 25 years old, but rendered unfit for service by any cause not the fault of a joint owner including existing overloaded poles. (Revised April 2015)
- (c) Pole requiring relocation for the benefit of all Members concerned
- (d) Pole identified in authorized maintenance inspection program as unfit for service
- (e) Pole requiring replacement for clearing of discovered existing General Order 95 infractions not the fault of any joint owner.
- (f) Pole replaced prior to Form 2 and Form 48. Form 2 must be noted that this is a Priority Pole. Section 7.13 applies only if Form 2 is not issued within 45 days. (Revised February 2017)

For wood poles that are more than 25 years old, this section applies only to Members having more than 20 consecutive years of Joint Pole Committee membership.

For those Members with less than 20 consecutive years of Joint Pole Committee membership, which initiates the replacement of poles under the provisions of (a) above, Section 7.3 shall apply.

This rule shall also apply where owner failed to issue Notice of Intention for pole and incoming Member desires its replacement within three years, beginning with January 1 following date of its installation. If pole has been installed longer than the three-year period specified and is not more than 25 years old, the replacement shall be in accordance with rule of the Routine relating to Section 7.3.

Section 1.2 required for Engineered Steel Poles. (See loading requirements and other notes in Section 15.7, for ES poles) (Revised January 2023).

Note: The setting member will PTD other than wood poles. (Revised January 2011)

7.15 Replacement of Pole with Wireless Antenna.

Member propose the replacement of poles supporting antennas shall prepare and submit to all owners on record, a Preliminary JPA (Form 2-1) notifying the members of their intention to construct.

Note: General Order 95, Rule 94 requires an additional 2' Antenna Safety Clearance Zone, which must be purchased by the antenna owner.

Note: 7.15 is not a stand-alone section, must be used in conjunction with section identifying reason for replacement. (Revised August 2017)

RIGHTS OF WAY

8.0 Vacation of Right of Way

The following principles apply to the division of costs in connection with rearrangement of the plant of one Member where this Member, by agreement, surrenders its line location to another Member:

The incoming Member shall purchase the plant and associated right of way of the vacating Member at its structural value. The vacating Member shall construct its plant in a suitable location at no expense to the incoming Member, except such additional expense as may be incurred in providing equivalent but not additional facilities. The incoming Member may dispose of the plant to be purchased from the vacating Member as it may elect but if, by agreement, part or all of the plant is to be resold to the vacating Member, the purchase price shall be equivalent to the salvage value of the plant, less cost of removal.

Where the new location of vacating Member is on private property, the right of way shall be secured and its cost included in the final agreement.

In any case where, for a special reason, the foregoing principles as to the division of costs are not considered applicable, the Members concerned may, by agreement, divide the costs in other proportions, but no Member shall be compelled to participate in the capital expense of any other Member except when directly benefited thereby. (See Section 16.0 and 16.2)

Example

Assuming that A desires to obtain the line location of B and joint ownership of poles is not recommended, the cost analysis for vacation of right of way by B should include the following items:

- (a) Structural value of B's existing facilities
.....\$1,000
(Reproduction cost new, less depreciation)
- (b) Net Salvage value to B of above facilities
\$300\$ 700
(Salvage value, less cost of removal)
- (c) Cost to B of equivalent facilities in new location.....\$1,200
- (d) Replacement cost of B's existing facilities in present location.....\$1,100
- (e) Net difference of cost which B will bill A
.....\$ 800

Additional expense to vacating Member may consist of additional cost of right of way, difference in number and length of poles and interest to be owned therein, and difference in lengths of conductors and type of construction necessitated by the character of the new route as compared to the route to be vacated. Current date of setting and poles of same condition as poles to be installed in new location shall be used in computing

comparative costs. If no additional expense is incurred by the vacating Member for providing equivalent facilities, the Joint Pole Authorization shall so state.

As far as practicable, current joint pole schedules shall be used in computing structural and salvage values, Authorized Costs where they are applicable, pulling and transportation. The division of costs shall be set up in Joint Pole Authorization in manner shown by example so that comparative costs may be checked. The billing for net difference of cost is made as an Authorized Cost. Jointly owned poles shall also be listed on the Joint Pole Authorization for the purpose of completing the relinquishment of interest and elimination of poles from the record, and there shall be no separate billing therefor, as structural and salvage values, pulling and transportation are included in the net difference of costs as specified under this section.

Computations involving poles shall be made as follows:

- (a) Where the vacating Member is to remove and retain poles solely or jointly owned, it receives structural value for its interest, cost of pulling and transportation, and allows full salvage value of poles.
- (b) If poles are not to be removed and retained by vacating Member, it receives structural value for its interest only.
- (c) Where two joint owners are concerned in vacation of right of way for a third Member and poles are to be removed, each owner receives structural value for its interest, and only the owner as designated to remove and retain poles receives cost of pulling and transportation and allows full salvage value.
- (d) If poles are to be left in place for the third Member, each owner receives structural value for its interest only.

8.1 Joint Rights of Way

The pole-placing Member may obtain easements, without monetary consideration to the grantor or property owner, over private property in the names of all interested parties except when, by agreement, a non-constructing Member may obtain such easements.

The Member agreed upon to obtain easements will issue Form 2 Preliminary Joint Pole Authorization, indicating that easements are to be obtained according to this Section 8.1, and describing briefly the location of the proposed

easements. If the pole-placing Member obtains the easements, easement information may be included on the same authorization as the poles, if desired.

When easements have been obtained and recorded, Photostat copies of signed documents and maps will be transmitted by Form 8 by the securing Member to the other Member involved. Easements secured will be delineated on the map furnished. Simultaneously, securing Member will indicate the number of signed and recorded documents involved on the completed Joint Pole Authorization, and forward to Joint Pole Committee Office for billing.

Cost of obtaining rights of way is specified in Item 11, Authorized Costs, in conjunction with Section 1.2. Such costs shall be shared equally by the interested parties.

The use of this section is not mandatory. Member utilities may elect to participate or not, as they see fit in each case. (Revised January 2015)

8.2 Easement Liability

The joint owners of a pole or pole line shall not be held liable or accountable for the owner(s) who have failed to acquire easements to construct their facilities.

INTERSET POLE

9.0 Definition

An interset pole is one installed between two poles of an existing pole line and required as a junction or auxiliary pole for installing Member's sole use. This principle shall also apply to an existing pole where it is the intermediate pole in span of new line crossing an existing line. Refer to Section 3 if pole is to be placed for mutual benefit.

9.1 Clearance Attachment

Member which intersets pole in conflict with existing facilities of any other Member shall pay that Member's cost of making clearance attachment, which should be made at the average grade of the adjacent poles. Refer to appropriate authorized cost. Incoming Member erecting facilities subsequent to installation of interset poles shall attach at own expense. Joint Pole Authorization shall be issued in these cases.

If the Member that received payment of attachment costs purchases interest in the interset pole within one-year period, the attachment costs shall be refunded. The one-year period referred to herein shall begin with January 1 following date of installation of interset pole.

Interest shall be required when additional attachment is made to interset pole for any purpose other than for clearance; if purchase is required, reference shall also be made to Section 4.0. On a jointly owned pole a Member shall not relinquish its interest and yet maintain a clearance attachment thereon. (Revised January 2011).

If the intersetting Member, in order not to obstruct future space requirements of the existing Member, is requested to set a higher pole than necessary for its own needs, the cost of making clearance attachment shall be borne by the existing Member.

9.2 Record

Intersect poles shall be recorded to designate clearance attachment only.

9.3 Removal of Clearance Attachment

Member desiring to remove recorded clearance attachment shall issue Joint Pole Authorization to clear pole from record.

9.4 Replacement or Removal of Pole

Upon the replacement or removal of interset pole originally set in conflict with an existing line for the benefit of owner of pole, the Member maintaining clearance attachment shall transfer or remove same at own expense. If it becomes necessary for the Member having clearance attachment to replace the interset pole for their own benefit, the rules of Section 7 will apply.

9.5 Underbuild Poles

The intersetting of an underbuild pole by an incoming Member may be permitted when it will not conflict with the present or contemplated space requirements of the existing Member.

TRANSFER, REARRANGEMENT OR CHANGE OF FACILITIES

10.0 Scope and Basic Conditions

This involves various joint pole operations such as trenching or moving, raising or lowering to grade, straightening, clearing space or rearrangement of facilities. Unit costs for such operations are shown in the schedule of Authorized Costs made a part of the Routine.

No owner is authorized to undertake any rearrangement work on a jointly owned pole except by Joint pole Authorization approved by other owner thereof. In case of emergency or hazardous condition, work may proceed without advance approval but such work shall be brought to the attention of other joint owner involved as soon as possible by telephone, which shall be confirmed by Joint Pole Authorization.

10.1 Lowering or Raising Pole to Grade - One Operation

One of the Members, shall lower or raise pole, billing other joint owner for its proportion of ownership, based on the price per foot concept, the cost as specified in the Authorized Costs, Item 3.

10.2 Straightening Pole

When the straightening is necessary because of all owners, one of the Members shall straighten pole, billing other joint owner for its proportion of ownership, based on the price per foot concept, the cost as specified in the Authorized Costs, Item 4.

Where the straightening involves trenching of butt of pole by excavation to full butt depth, such operation shall be considered as trenching pole.

Where realignment of a pole is made necessary by the facilities of one Member, such Member shall bear the entire cost of the realignment.

10.3 Trenching or Moving Pole

Cost of relocating pole is specified in Authorized Costs. One Member shall not relocate any jointly owned pole without the agreement of all other owners. One of the Members shall be designated to move pole, billing each joint owner for its proportion of ownership, based on the price per foot concept, the Authorized Cost, Items 1&2.

10.4 Trenching or Moving Pole for Private Party

In general, any private party desiring to have pole moved shall pay all expense in connection therewith. No commitment shall be made by a joint owner upon any request from a private party for relocation of a pole until all joint owners have mutually agreed as to the conditions applicable. Otherwise, for construction started without

notification, the Member initiating the work will be responsible for all construction costs incurred by other joint owners.

The charges for all size poles shall be prorated proportionate to ownership based on the price per foot concept.

10.5 Clearing Space for Incoming Member

Any Member shall provide a clear space when necessary on existing pole for facilities of Member desiring space, provided it is agreed that space may be made available. Existing Member shall not be liable for transfer or rearrangement costs under this section. Where pole was originally set for joint ownership for the incoming Member, clearance shall be provided without cost.

10.5-A Clearing Space for Another Joint Owner

A joint owner raising or lowering facilities to provide additional space for the benefit of another joint owner shall bill for the full Authorized Cost of the rearrangement, and the Joint Pole Authorization shall specify the new grades and spaces.

If the rearrangement requires the purchase of an additional interest under the Routine, reference shall also be made to Section 4.0.

10.5-B Clearing Space for Private Party

A joint owner raising or lowering facilities to provide space for the benefit of a private party may bill the private party for the rearrangement as it may elect. No billing shall be made between joint owners except for the purchase of additional interest under Section 4.0 of the Routine when the rearrangement requires such additional interest.

10.6 Raising Construction on Jointly Owned Pole Where no Rearrangement of Upper Member's Facilities Is Required

Where the lower Member desires to raise its construction above recorded grade on a jointly owned pole, and it is mutually agreed that space is available without requiring the upper Member to make any rearrangement in its facilities, the Joint Pole Authorization shall specify the new grades and spaces.

If the change in grade requires the purchase of an additional interest under the Routine, reference shall also be made to Section 4.0.

10.7 Adding Circuits or Facilities in Communication Space

Where a Member desires to add circuits in communication space and it is mutually agreed that space is available without requiring any rearrangement of authorized facilities, the joint Pole Authorizations shall specify new grades & spaces.

If the change in grade requires the purchase of an additional interest under the Routine, reference shall also be made to Section 4.0.

10.8 Transfer of Facilities by One Owner

Upon approval, a joint owner may transfer the facilities of another owner and/or their tenants from one pole to another. Number of transfers will be designated by associated Power and Communications Authorized Cost items. Members with like facilities, Section 18.1-D may be applied. Members with unlike facilities, Section 18.1-D does

not apply. Must specify member(s) being billed for the transfer in the nature of work section alongside item number of authorized costs.

(Revised January 2017)

10.9 Rearrangement of Facilities by one owner

Upon approval, a joint owner may rearrange the facilities of another owner and/or their tenants on an existing pole. Number of rearrangements will be designated by associated power and communication transfer Authorized Costs Items. Members with like facilities, Section 18.1-D may be applied. Members with unlike facilities, Section 18.1-D does not apply. Must specify member(s) being billed for the transfer in the nature of work section alongside item number of authorized costs.

(Revised January 2017)

FREE ATTACHMENTS

11.0 Service Drops

This section relates to the convention of reciprocity as it applies to Members owning parallel pole lines and crossing streets for the sole purpose of providing service.

Service drops are the conductors between the building or structure served, including antenna poles, and the adjacent line pole. The use of more than one pole in any direction shall constitute a line extension, and shall be governed by the rules of the Routine in the same manner as they are applicable to other line facilities.

(Revised January 2015)

Crossing and Conflicts: Constructing Member erecting pole shall provide, at crossings and conflicts, space for existing service wires of other Members involved in addition to space to be used or reserved for its own requirements. Purchase of interest shall not be required for such service wire attachments and cost of installation thereof shall be borne by constructing Member.

In the replacement of a pole set under the above conditions, the owner shall continue to provide a free space except where the service Member requests a taller pole, or maintained a pole top extension on the pole being replaced.

Space Clearance: A joint owner installing service wires which obstruct vertical or horizontal clearance of space reserved by another joint owner, either on the pole or in the span, shall be responsible for clearing the obstructed space.

Where a free attachment obstructs additional space required by the owner of a pole, the Member maintaining the free attachment shall provide clearance at their own expense.

Where service crossing mid span obstructs the space requirements of the owner of the line crossed,

the Member maintaining the service shall be responsible for clearing such space. If mid span service obstructs a line owner's future needs, the service owner shall pay the cost of clearing the service except as it may be agreed that rearrangement of the service is of mutual benefit.

Service Attachment: Meets the requirements of Section 11, may or may not involve crossings and conflicts and solely feeds the equipment of another Member or another Member's tenant.

Section 4.1 does not apply (Revised April 2013).

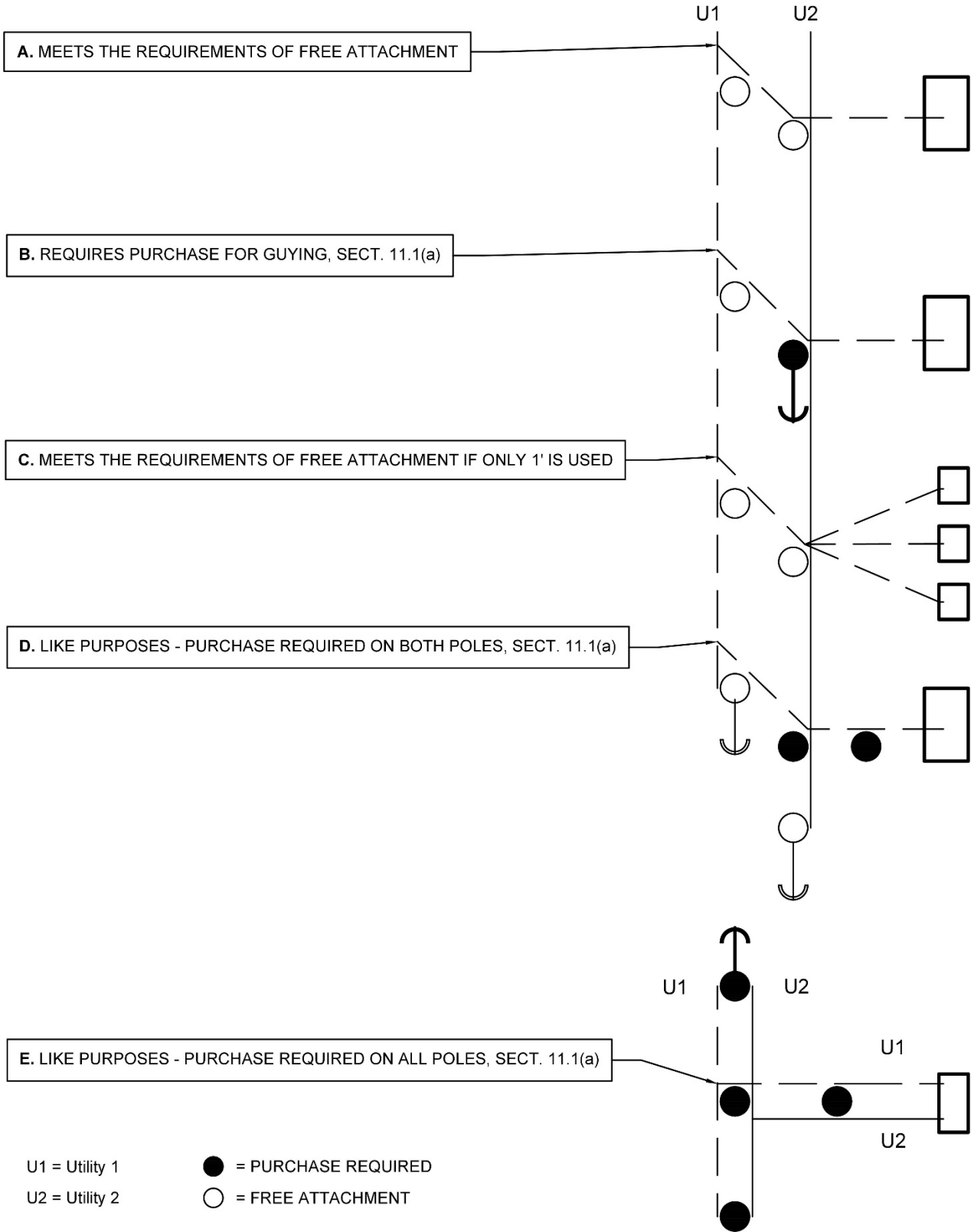
11.1 Purchase Requirements

Form 2 Record is required for all service drops whether purchase is required or not. The basic rules of purchase are:

- (a) If a pole is used by more than one Member for a like purpose, purchase is required.
- (b) When a service attachment requires that guying be used, purchase is required.
- (c) If no additional space is required, multiple drops can be served without purchase. (e.g. multiple service drop connector box, single spool dead-end)
- (d) The use of more than one pole in any direction, purchase is required.

(Revised January 2011).

See example on reverse side.



Note: Examples A, B, C, and D indicate parallel lines with U1 crossing the street to provide service on the other side. Example E indicates a joint lead.

(Revised 03/15/2023)

STUBS, GUYS AND ANCHORS

12.0 Stubs, Guys and Anchors

All guys, stubs and anchors shall be installed under Notice of Intention and in accordance with an agreement in joint planning. These shall be jointly owned at dead-ends, corners, curves, or any other point in line where the facilities of Members jointly owning poles have stresses acting in a common direction. Nothing herein shall be construed as requiring the incoming Member to provide joint anchorage unless separate anchor conflicts with facilities of existing Member.

Guys of the same ownership shall not require separate interests in pole or stub, except as made necessary by space used. This shall also apply for guys from the levels of two classifications of circuits of the same ownership, regardless of the interest held in pole from which the guys originate.

NOTE: Section 12.0 is a non-billable section.

12.1 Guy Attachments

The cost of poles used exclusively for guying shall be proportioned equally among owners.

12.1-A Purchase Required

- (a) Pole or stub used exclusively for guying.
- (b) Pole ground braced for guying, or with supporting guy to anchorage.
- (c) Pole used for guying where a communication messenger is attached without cable.
- (d) Pole used for supporting street light span guy.
- (e) In all poles where guys are extended from pole to pole involving more than one span.

12.1-B Purchase Not Required

Poles to which guys are attached that do not extend more than one span, provided that the pole was not set in accordance with rules 12.1-A (a) through (e).

No additional purchase is required for guying on poles where interest is already owned as long as the guy doesn't impact other owners solely owned space. If an anchor or other facilities are later added, refer to Section 4.0.

12.2 Guys Jointly Owned

Where Members may agree to jointly use the same overhead or anchor guy, purchase of interest shall be required therein in accordance with price specified in Authorized Costs. If such guy requires joint ownership in pole, each Member shall acquire a separate interest on a proportional basis.

If existing overhead guy, down guy, and/or anchor is adequately sized to support a new member

attachment, new member shall purchase into existing guy or anchor.

12.3 Anchors Jointly Owned

The size (rod diameter) and year set of anchors newly installed must be accurately shown on the Joint Pole Final Authorization to insure the use of the proper year of Authorized Costs. Existing anchors, which become joint, need not be identified with their corresponding year set. Attachments to existing anchors shall be by agreement and shall require purchase of interest in accordance with Authorized Costs.

The cost for interest in anchors, pipe brace and fittings shall be apportioned equally. Transfer cost of pipe brace and fittings are specified in Authorized Costs.

12.4 Anchors Solely Owned or Used Without Interest Which Owner Proposes to Abandon

Purchase of entire interest is required in accordance with Authorized Costs.

12.5 Replacement of Anchor for Mutual Benefit of All Joint Owners

The Member replacing anchor shall sell interest in new anchor to other Member concerned and each Member shall transfer or attach guy wire at its own expense.

Mutual benefit shall be understood to apply under this section as follows:

- (a) Anchors which, the Members agree, are unsafe or no longer adequate for their combined stresses;
- (b) Anchors associated with poles involved in general reconstruction agreed upon by Members;
- (c) Anchors or guys attached to anchors interfering with public or private improvements, or affected by other circumstances not the fault of any Member.

12.6 Replacement of Anchor Due to Damage Caused by Any Person, Firm or Corporation Which is Not a Party to the Joint Pole Agreement

The Member replacing anchor shall sell interest to each Member concerned. Each Member shall transfer its facilities and shall bill party responsible

for the damage for its share of the net cost of replacement.

Setting Member must issue Form 2 Preliminary within 45 calendar days from date of anchor replacement, otherwise Section 7.13 will apply. Telephone notification must be confirmed by either Form 2 or Form 48 showing, if known:

- (a) Time and date of accident
- (b) Time and date joint owner notified
- (c) Name of person notified
- (d) Police report number

In cases where the urgency for new anchor installation is not immediate, notification rules of this section will still apply, however the rules of 12.5 will be followed to determine “**proposed**” purchase in new anchor. (Revised January 2014)

12.7 Replacement of Anchor for Sole Benefit

If attachment to an existing anchor would require that anchor to be replaced for the sole benefit of incoming member, the new anchor would be replaced at the expense of the incoming member. The owner(s) of existing anchor shall be assigned interest without charge and shall receive cost of transferring guy wire in accordance with Authorized Cost.

Replacement of anchor for sole or mutual benefit within 3 years of notice of intention see Sections 3.2 or 3.3. (Added January 2014)

12.8 Section 12.8 Heel/Toe Braces and Breast Blocking

This section shall be used for the placement of heel/toe braces or breast blocking. These methods are used in situations where the condition of the soil is not firm and the surface is not sufficient to prevent the over-turning or excessive movement of a pole at the ground line. The cost associated with installation of a heel/toe brace or breast block can be found in Authorized Costs and shall be shared equally by all joint owners. (Added January 2017)

12.9 Relinquishment of Interest or Removal From Service of Guy or Anchor Jointly Owned

Relinquishment or removal shall be without salvage.

12.10 Removal or Replacement of Anchor and Appurtenances for Private Party or Governmental Agency

In general, any private party or governmental agency causing anchor and appurtenances to be removed or replaced shall pay all expense in connection therewith. However, certain conditions require special consideration, and no commitment shall be made by a joint owner upon any request from a private party or governmental agency for modification of anchor construction until all joint owners have mutually agreed as to the conditions applicable. Otherwise, for construction started without notification, the Member performing the work will be responsible for all construction costs incurred by other joint owners. When all owners have agreed as to basis of settlement and have received authority from such private party or governmental agency to proceed with the work, one of the owners, preferably the original owner, shall remove or replace the anchor and appurtenances and sell interest in new facilities to each Member concerned. Each Member shall transfer its guy or other equipment and upon completion of the work, each Member, as it may have elected to charge for cost of its work, shall bill the said party for its share of the net cost of construction.

Initiating member to specify and define charges customer paid. Individual utility is responsible for recouping costs. If the customer is billed the full cost of anchor, then the other member(s) should not be billed for the purchase of interest. (Revised June 2017).

12.11 Anchor Record - Direction and Abandonment

In anchor purchases, the Joint Pole Authorization shall specify anchor’s direction from pole.

Anchor abandonments or removals must be covered by Joint Pole Authorization for clearance from the record.

12.12 Transfer of Anchors & Guys

Where pole to be placed is supported by a jointly owned anchor, the Joint Pole Authorization shall state if the anchor record is to be transferred to record of replacing pole.

Transfer cost of pipe brace and fittings when appropriate will be in accordance with Authorized Costs.

CORRECTION OF RECORD / CANCELLATION

13.0 Cancellation

Cancellation of Joint Pole Authorization where any construction expense has been incurred by owner of pole may not be made without the consent of Members concerned. Where no expense has been incurred, the Member desiring cancellation shall immediately notify other Members concerned by forwarding a Form 7 showing Joint Pole Authorization number and location, but omitting the details of transactions.

13.1 Correction of Record/Cost Recovery

Correction of error in recorded data or any other detail shall be made on Joint Pole Authorization and, where necessary, adjustment for price shall be made in accordance with date of Joint Pole Authorization that has been found to be in error. (See **Example D2, Section 21**) Recorded interests in conflict with the Routine shall not be corrected, except with the consent of all Members concerned, until pole is replaced, or an incoming Member desires to purchase interest, or one joint owner wishes to relinquish interest.

Cost allocation shall also be authorized, where required, for reinstatement of record or any other detail in which a completed transaction is in error for five (5) years from the bill of sale date unless otherwise negotiated by special agreement. (See Section 1.2) (Revised October 2011).

[Section 13.1 Clarification](#)

Correction of Record/Cost Recovery for Section 18.1G Billing Out of Sequence does not have a time limit consideration. The SCJPC office will follow a special Billing Out of Sequence (BOS) process to reconcile the dollars between all owners for pole records billed out of sequence.

(See Section 18.1G for additional Information. See Purchase Interest BOS example B13, Section 21, Pole Replacement BOS example C11, Section 21.) (Revised October 2024).

13.2 Refund

Refund of full purchase price may be authorized when attachment has not been made and no construction expense has been incurred by owner of pole or equipment involved. Refund shall also be

authorized, where required, for reinstatement of record or any other detail in which a completed transaction is in error for five years from the bill of sale date unless otherwise negotiated by special agreement. (See Section 1.2)

13.3 Update Record per Field Conditions

Joint Pole Authorization issued to update recorded data per field conditions.

Correction of an error in recorded joint pole location data shall be made on a Joint Pole Authorization and shall be corrected upon JPA approval. Utilize section 13.3 and include a note in the nature of work that it is a location correction. If a pending JPA for the pole already exists, the change can be made on a Form 7 and submitted to the other joint Members concerned (see Section 21, Example E1).

Note: Section 13.3 is a non-billable section. (Revised April 2012).

13.4 Records update for attachment acquisition and tenancy/lease conversion

In the event that a Member's network, or portion thereof, is acquired by that of another Member, or when a Member wishes to convert a tenant attachment(s) into ownership, the transfer or establishment of new ownership for an existing attachment is to be conducted via a JPA Form 2. Pole Loading is not required, unless additional work or load is applied in conjunction with the transfer of ownership or tenant conversion. In instances where an attachment cannot be verified with an existing ownership record or lease agreement, the attachment will be considered unauthorized, and must be transferred or converted under the appropriate section 4. Upon finalization of the JPA will the following apply:

- Transfer of ownership(s) will be deemed complete.
- Prior tenant/lease agreements for converted attachments may be cancelled, and is the sole responsibility of the Member initiating the conversion.

(Revised January 2023).

MISCELLANEOUS

14.0 Sharing of Miscellaneous Item Costs

Some miscellaneous items required by General Order 95 are not billed unless mutually agreed between Members because of the cost of administration thereof. (e.g. stepping)

14.1 Arms To Be Jointly Owned

Installation costs of new arms and cost of purchasing into an existing arm are specified in Authorized Costs. Members may jointly own one or more arms for supporting their respective circuits or facilities when mutually agreeable to them. Arms jointly used by different owners for Class H, L, or C circuits or facilities in vertical position shall be purchased or assigned on an equal interest basis. (See Section 4.4 and examples in Section 21).

14.2 Pole Guard

The cost of installation and transfer of semicircular pole guard is specified in Item 8, Authorized Costs. Billing is prorated equally. The guard involves purchase of interest as an equipment item. Salvage value does not apply on guard for relinquishment of interest or removal from service.

14.3 Visibility Strips

Joint pole shall be provided with visibility strips where required by legal authority. (Refer to Authorized Cost Item 15.b.)

14.4 Stepping

Joint poles shall be provided with pole steps at the sole expense of the Member placing them in cases where they are desired by one owner, or where required by legal authority.

14.5 Pole Top Extension

A Member proposing to install a pole top extension on a jointly owned pole shall obtain approval of all owners on Joint Pole Authorization before installation is made. If the Member does not own interest, such Member shall also purchase interest in pole (Section 4.0) except where exempted for clearance purposes (Section 11.0). A Joint Pole Authorization is not required when a member is proposing to install a pole top extension on its solely owned pole or on a joint pole where space allocation is not changed. Pole record will be updated to state size of pole top extension and space allocation on pole.

Note: Space allocation will not include pole top extension.

Refer to Example B6 – Pole Top Extension Installation Sec 4.0, 14.5

In transfer costs where an extension is involved, cost shall not include extension but shall apply only to the cross arms and wire or other appurtenances supported thereon. (Revised January 2009).

14.6 Temporary Attachment

A Joint Pole Authorization shall be written for all temporary attachments. A temporary attachment is defined as an attachment of less than one year's duration.

For placement of a temporary attachment, prepare a Preliminary Joint Pole Authorization Form-2 showing the estimated date of attachment. (See Example B10) Upon approval of the Joint Pole Authorization by all joint owners and the completion of the attachment:

- Prepare the Form-48.
- Prepare the Final Joint Pole Authorization showing the actual date of attachment.
- Submit the Final Joint Pole Authorization to the Joint Pole Committee office for billing.
- An Administration fee will be charged based on the cost of one foot of pole space with no common area cost.
- A Temporary record will be issued.

Upon removal of temporary attachment:

- Prepare a Form-48 with the removal date of the temporary attachment.
- Send a copy to all Joint owners and to the Joint Pole Committee office.
- The Joint Pole Committee office will clear the temporary attachment record.

For attachment remaining longer than one year, see Section 4.0 or 4.1. For placement of temporary poles see Section 3.5.

14.7 Tree Trimming

Tree trimming shall be the liability of the Member whose facilities are involved in interference from trees, or whose circuits, due to trees, become hazardous to conductors of other Members, and shall not be a joint expense except where all Members concerned agree that trimming is necessary for the mutual protection of their respective facilities.

14.8 Backhoe Usage

The cost of a backhoe and operator to perform required work on jointly owned poles shall be shared equally among all owners. The average hourly cost unit is identified as Item 16, Authorized Costs. A field agreement must be made to determine the number of hour units required to complete the operation. The hour units agreed upon are then multiplied by the cost of Item 16 to reach the final cost.

Example: If a job was agreed upon to take 3 hours, the final cost would equal 3 (hour units) times Item 16 cost, divided by the number of owners.

14.9 Hand Dig Pole

The cost for hand digging a pole replacement, or new set will be shared equally among all pole owners. Hand dig charges do not apply for poles set in same hole. (See Item 9 (a) and (b) of Authorized Costs). (Revised January 2009).

IDENTIFICATION OF POLE AND FACILITIES FOR RECORD DATA

15.0 Identification of Pole and Record Data

Pole shall be numbered. Length and year set nails may be used to give complete identification for record purposes.

15.1 Numbering Pole

Member placing or replacing a pole must number the pole upon installation. Each Member shall have distinguishing letter or initials to signify original ownership. The pole number is a permanent designation of original ownership for a specific location and will remain with the pole until its removal. In replacement of pole, new pole may be assigned a new number or re-assigned the same number.

15.1-A Retagging Pole

When a tag has been lost or destroyed, a duplicate number will be provided. Member issuing an authorization and identifying a pole without a pole tag will **retag with the original number. Costs will be shared as specified in the Authorized Costs, Item 15.**

15.1-B Location of Pole Tag

The pole tag should be placed at 12' but not less than 8' above ground level. On streets or alleys the tag should preferably be placed on side of pole toward approaching traffic. On property lines or easements the tag should be placed on the side of pole toward street used for location reference, which should correspond to frontage of lot on which pole is located.

15.1-C Specification of Pole Tag

Pole tag shall consist of a material that is weather and corrosion resistant and should be capable of lasting the life of the pole.

15.2 Marking Pole

Pole may be marked with standard nails to denote length and year set.

Marking nails, if used, shall be placed immediately below pole number, the length nail on the left and the year nail on the right.

15.2-A Marking Communication Cables

To promote the easy identification of "C" cables for engineering, construction, and in the case of emergencies, cables will be marked with a Member or Tenant identifier at each pole, and should be attached directly to the cable or the cable hardware. The cable tag shall consist of a material that is

weather and corrosion resistant and should be capable of lasting the life of the cable.

15.3 Numbering Push Braces

Push brace shall be numbered, tagged and recorded as a separate pole. (See Section 3.0)

15.4-A Pole Location for Record Purposes

The distance of pole from some fixed point of reference must be given accurately in such manner that pole may be placed on record map if necessary, without further field check. Measurements are made from property line and not from curb (see Glossary). The location distance of poles should always be measured from the nearest intersecting street, etc.

In giving name of street, specify whether it is ST., AV., DR., RD., HWY., etc. (see Section 20.3). Specify urban or rural settlement in which pole is located, including the district, division or exchange areas of the Members concerned.

On property lines or rear easements the street of reference should correspond to the frontage of lot on which pole is located. On curving streets or highways the side on which pole is located should be designated with reference to the general direction in which street or highway runs. Where street or road on which pole is located is unnamed, reference should be made to nearest adjacent streets or roads. (See Diagram 15, Example 20)

The side of the street or alley on which poles are located should be specified in all cases. For poles at street and alley corners the location should be given as 1', etc., from the intersecting street or alley. Where pole at corner is in the radius inside the property lines projected (not definitely on the side of one street or alley), the location should be described as at the corner. (See Diagram 15, Examples 1 and 12)

For single poles on private property, the nearer street should be named first in giving the location. Where two or more poles are involved in a parallel direction, the nearer parallel street should be used for all poles.

In rural territory or in hilly or mountainous area where measurements cannot be given from any roadway or other landmark, reference may be made by providing GPS Coordinates (WGS84), or authorized Section 15.4 address (Revised October 2020).

In instances where rural areas have been developed, pole record is to be updated to reflect new location. (Refer to Section 13.1)

See Diagram 15 and location examples following. (See Glossary for list of definitions).

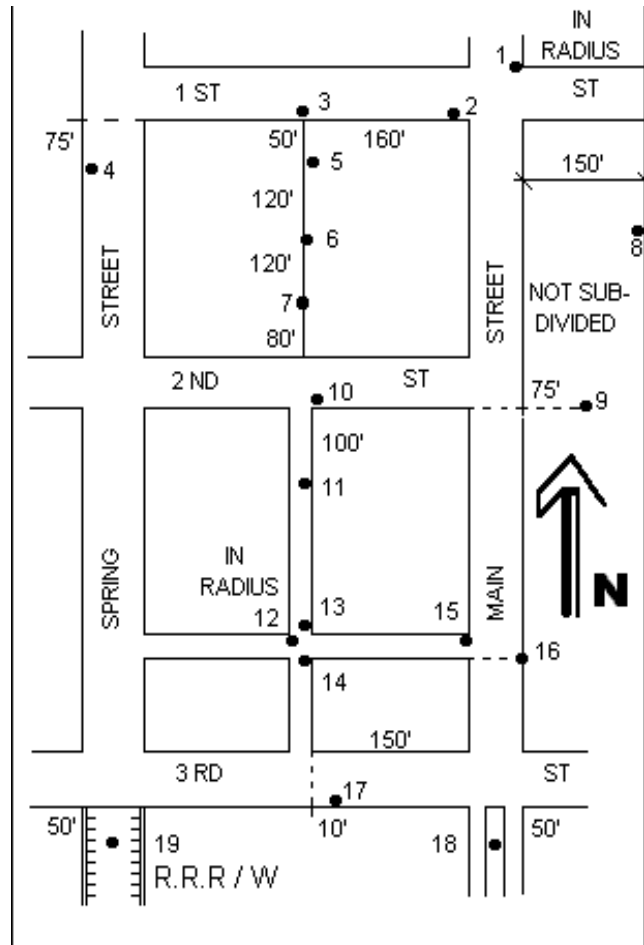
The following are examples correctly denoting the pole location. These examples (numbered 1 to 19) are illustrative of the manner in which the location description should be given applying to each of the poles correspondingly numbered as shown plotted in the diagram.

Diagram 15

1. 1st & Main Sts N/E Cor
2. 1st St S/S 1' W/o Main St
3. 1st St S/S 160' W/o Main St
4. Spring St W/S 75' S/o SL/o 1st St Extd
5. Main St PL/W 50' S/o 1st St
6. Main St PL/W or Spring St PL/E 170' S/o 1st St
7. Spring St PL/E 80' N/o 2nd St
8. Main St PP 150' E 225' S/o 1st St
9. 2nd St S/L Extd on PP 75' E/o Main St
10. 2nd St S/S 1' E/o A/W/o Main St
11. Main St. A/W E/S 100' S/o 2nd St
12. 3rd St A/N N/W Cor/o A/E/o Spring St
13. Main St A/W E/S 1' N/o A/N/o 3rd St
14. Main St. A/W E/S 1' S/o A/N/o 3rd St
15. 3rd St A/N N/S 1' W/o Main St
16. Main St E/S Opp S/L/o A/N/o 3rd St
17. 3rd St S/S 10' E/o Extd E/L/o A/W/o Main St
18. Main St (Center Pkwy) C/L 50' S/o 3rd St
19. (name) RR R/W-Center Pole-Spring St. Extd (or W/o Main St) 50' S/o 3rd St

Examples Not In Diagram

20. Co Rd E/S 1 Mi E/o Main St, 2 Mi & 400' S/o 1st St
21. Along N/L 50' E/o N/W Cor/o Lot 1, Bl 2, Forest Hts Subdiv (Revised October 2020).



15.4-B GPS Coordinates

The GPS Coordinates, when known, can be listed under the 15.4 Pole Location Address on the LOCATION AND NATURE OF WORK side of the Form 2. The coordinates should be 6 to 8 digits (8 being most accurate) and be formatted to WGS84 standard. When the existing SCJPC pole card does not have the GPS Coordinates, adding them to a Form 2 is preferred, but not required and should not be a reason for denial. See Example C6 in Section 21. (Revised January 2023).

15.5 Length, Year Set and Treatment of Pole

The length, year set and treatment of pole must be accurately given on Joint Pole Authorization as these data constitute the basis upon which price is fixed for interest in pole in accordance with schedules of structural values. For purposes of type of treatment, they shall be listed on the Joint Pole Authorization as Butt Treated (T), Full Treated (FT), Gray (G) or Additional Treatment (AT).

Types of treatment included in these groupings are as follows and these category grouping types are required information on a preliminary Form 2:

T (Butt Treated)

Creosote or Pentachlorophenol

FT (Full Treated)

Creosote

Pentachlorophenol

Cellon - Natural Color

Chemonite

Copper Naphthenate (No Fire Mesh Wrap added.)

FTW (Full Treated with Fire Mesh Wrap added)

A pole treated with a treatment identified in the full treated pole definition with a fire-resistant intumescent wrap applied to the pole, either partial or full wrap.

G (Gray) - Stain that is applied for aesthetic reasons only. Grey stain may have been applied to any treatment type applied through the 1950s, 1960s and 1970s.

Gray Stained - Cellon

Gray Stained - Chemonite

Gray Stained - Butt Treated Cedar

AT – Refers to any pole that has had a remedial treatment applied to the pole as a result of an intrusive pole inspection. This classification may be in addition to a T, FT, FTW or G pole. Treatments that have been used but are not limited to the following:

Methylisothiocyanate-MITC FUME or Wood

Fume

UltraFume, DuraFume, SuperFume (Dazomat based treatments)

Disodium octaborate teraglydrate-Tim-bor

Flurod

Disodium octaborate-Boron rods

(Revised January 2023)

15.5-A Additional Treatment of Joint Poles

Mutual agreement must be obtained prior to additional treatment of existing joint poles. The

actual Chemical used for additional treatment will be identified on the preliminary joint pole authorization.

Fire Mesh Wrap is specifically designed to withstand wildfires by adding a protective layer to the pole. When a Base Owner determines that a pole is in a High Fire Threat District area or there is just cause, Fire Mesh may be used as necessary when setting or retrofitting an existing pole. These wrapped poles shall list FTW on the preliminary joint pole authorization and AT as applicable.

Note: Intrusive Testing shall not degrade the Fire Mesh Wrap on the pole. Sound and Prod Testing of the pole will not be hampered by the wrap. Poles with this wrap can be climbed with gaffs or can have pole steps placed on it after the wrap is installed. Tears in the wrapping measuring less than < 1-inch in diameter do not need to be repaired. For Tears larger than >1-inch in diameter, the base owner shall be notified, per the 3rd Party Notification Process. For additional information regarding Fire Wrap, please see the Q&A document regarding Fire Wrap under "Pole Inspection Contacts and Resources" under SCE Fire Mesh Wrap Q&A document, on the SCJPC website.

(Revised January 2023)

15.5-B Reset Poles

Date of reset shall be given where a pole has been reused. Poles that are reused will be noted on joint pole authorization and the structural value thereof shall be priced at the schedule value decreased by three years depreciation.

15.6 Minimum Pole Class Requirements

Pole class on new pole set is required. The minimum pole class will be based on Member requirements per the table below. (Revised January 2011)

15.7 Alternative To Wood Poles

CF (Composite Fiberglass – single piece)

CM (Composite Fiberglass – multi pieces)

LS (Lightweight Steel)

ES (Engineered Steel)

HS (Heavy Steel)

CP (Concrete Pole)

DI (Ductile Iron)

HD (Heavy Ductile Iron)

Notation: Engineered Steel poles require Section 1.2. Any Member setting an ES pole as a wood pole replacement that would meet CPUC Safety Factor standards is responsible for all cost above and beyond the cost to install a wood pole that would have met the minimum wood pole safety factor. Any costs above and beyond installation of

the wood pole may be shared through mutual agreement by section 1.2. New ES pole setting Member's must send all other occupying Members a final set of Loading Calculations that meet GO95 safety factors as outlined in table 4 of Rule 44.1. Any Form 2 initiating an ES pole transaction (either solely or jointly) after October 2022, that does not meet GO95 loading standards, requires the Base Owner to replace the ES pole as a section 7.3 replacement upon a new Member applying for ownership. Any Member interested in attaching or adding load to an ES pole may request Base Pole Owner's Engineered Steel Pole loading and specifications for their own calculations, per GO 95 Rule 44.4. (Revised January 2023).

(LS & CP revised June 2008). (DI, CM added January 2011). (HS, HD added October 2013).

| SIZE | E | M | A | MP | J | B | D | MA | F | LLW |
|------|---------|---|---|----|----|---|---|-----|---|-----|
| 25' | 5 | | | | | | | | 6 | 3 |
| 30' | 5 | | | | 5 | | | | 6 | 3 |
| 35' | 1 to 5 | 3 | | 5 | 5 | | 4 | 2 | 4 | 3 |
| 40' | H4 to 5 | 3 | 3 | 3 | 2 | 3 | 4 | 2 | 4 | 3 |
| 45' | H5 to 4 | 2 | 3 | 3 | 2 | 3 | 4 | 2 | 3 | 3 |
| 50' | H5 to 4 | 2 | 3 | 3 | 1 | 3 | 3 | 1&2 | 3 | 3 |
| 55' | H5 to 3 | 2 | 3 | 3 | 1 | 3 | 3 | 1&2 | 3 | |
| 60' | H5 to 2 | 2 | 2 | 2 | 1 | 2 | 3 | 1&2 | 2 | |
| 65' | H6 to 2 | 2 | 2 | 2 | H1 | 2 | 3 | 1&2 | 2 | |
| 70' | H6 to 2 | 2 | 2 | 2 | 1 | 2 | 2 | 1&2 | 2 | |
| 75' | H6 to 2 | 2 | 2 | 2 | H1 | | 2 | | 2 | |
| 80' | H6 to 2 | 2 | | 2 | H1 | | 2 | | 1 | |
| 85' | H6 to 2 | 2 | | 1 | H1 | | 2 | | 1 | |
| 90' | H6 to 2 | 2 | | 1 | H1 | | 2 | | 1 | |
| 95' | H6 to 2 | 2 | | | H2 | | | | | |
| 100' | H6 to 2 | 2 | | | | | | | | |

CIRCUITS, GRADE AND SPACE

16.0 Grade, Space and Cost Allocation

The initiating member shall specify the proposed space and grade of each member. The combined space and grade will be equal to the useable footage on the pole (Refer to Section 16.1). Each Member shall verify its proposed space and grade. Where a Member proposes to use two or more separate and distinct levels, the grade and space for each shall be specified. (Revised April 2013)

16.1 A-Grade

Grade is measured from the ground line to the attachment in question. The average grade of the top position on a pole and other pertinent attachment information shall be assumed to be as follows (the top conductor is not necessarily at the same height):

| Pole Ht | Top Grd | Ft in Grnd | Supp Struc | Safe Clear | Common Area | Use Ft |
|---------|---------|------------|------------|------------|-------------|--------|
| 25' | 20' | 5' | 14' | 4' | 23' | 2' |
| 30' | 25' | 5' | 16' | 4' | 25' | 5' |
| 35' | 30' | 5' | 18'* | 6' | 29' | 6' |
| 40' | 34' | 6' | 18' | 6' | 30' | 10' |
| 45' | 39' | 6' | 18' | 6' | 30' | 15' |
| 50' | 43' | 7' | 18' | 6' | 31' | 19' |
| 55' | 48' | 7' | 18' | 6' | 31' | 24' |
| 60' | 52' | 8' | 18' | 6' | 32' | 28' |
| 65' | 57' | 8' | 18' | 6' | 32' | 33' |
| 70' | 61' | 9' | 18' | 6' | 33' | 37' |
| 75' | 66' | 9' | 18' | 6' | 33' | 42' |
| 80' | 70' | 10' | 18' | 6' | 34' | 46' |
| 85' | 75' | 10' | 18' | 6' | 34' | 51' |
| 90' | 79' | 11' | 18' | 6' | 35' | 55' |
| 95' | 84' | 11' | 18' | 6' | 35' | 60' |
| 100' | 89' | 11' | 18' | 6' | 35' | 65' |

*Per Clearance Requirements (Revised January 2012)

Engineered Steel Poles

| Pole Ht | Top Grd | Ft in Grnd | Supp Struc | Safe Clear | Common Area | Use Ft |
|---------|---------|------------|------------|------------|-------------|--------|
| 70' | 70' | 0 | 18' | 6' | 24' | 46' |
| 75' | 75' | 0 | 18' | 6' | 24' | 51' |
| 80' | 80' | 0 | 18' | 6' | 24' | 56' |
| 85' | 85' | 0 | 18' | 6' | 24' | 61' |
| 90' | 90' | 0 | 18' | 6' | 24' | 66' |
| 95' | 95' | 0 | 18' | 6' | 24' | 71' |
| 100' | 100' | 0 | 18' | 6' | 24' | 76' |
| 105' | 105' | 0 | 18' | 6' | 24' | 81' |
| 110' | 110' | 0 | 18' | 6' | 24' | 86' |

(Revised January 2008)

The above numbers are to be used as a guideline, but are subject to change based upon

actual field conditions. See the exhibit on Page 16-3 regarding how cost allocation is affected by changes in shared space.

16.1-B “Unused”

(Revised August 2017)

16.1-C Increased Pole Setting Depth

When poles are set deeper, the increased setting depth (in feet) shall be noted on the Form 2 within the “Location and Nature of Work” and will be noted on the pole record. The increased setting depth adds to the common area and reduces the usable space divided among owners for their exclusive use.

Note: The overall pole height above ground would be less than depicted in the “Grade and Space Chart by Pole Height”. Example: A 45’ pole set 2’ deeper requires the top of pole be depicted on the Form 2 as 37’, not 39’. The usable space would be 13’, not 15’ and the common area would be 32’ not 30’. (Revised January 2011).

16.2 Space

Space is measured downward in one foot increments from the highest grade purchased. Example: 25-1: attachment grade can be made anywhere from 25’ down to 24’1”. When safety clearance is not required all usable space will be allocated and priced accordingly (Revised May 2011).

16.3 Circuits

For classification of circuits, refer to G.O. 95 of the CPUC. Communication Members are not required to record class of circuits; it being understood that only “C” circuits are involved. Power Members are required to record class “L” circuits or class “C” circuits, as well as the class high circuits, which will have actual phase to phase voltages recorded. . Specific voltage must be noted on Form 2 for all high voltage circuit (“H” is no longer valid).

When a Member proposes to change the circuit class, a Joint Pole Authorization shall be issued:

Joint Pole Authorization shall specify the proposed change or addition by stating designated voltages.

When change of voltage from less than 20kV to ground to more than 20kV to ground requires additional protective measures by another joint owner, the cost thereof shall be determined by mutual agreement. If suitable protective measures

cannot be provided, the procedure for Vacation of Right of Way will be followed to the extent possible.

If the change or addition requires the purchase of an additional interest due to more space required, reference shall be made to Section 4.0. (Revised July 2017).

16.4 Cost Allocation

Allocation of pole cost is determined by a formula, which is based on the per-foot cost of each pole height.

16.4-A Common Area Costs

The cost of the common areas of the pole will be shared equally by all owners of the pole. (See Section 16.1 & Example on Page 16-3)

16.4-B Existing Attachments Prior to January 1, 1994

All attachments placed by owners of record (see Section 20.1) or lessees under owner's authority (see Section 17.0) prior to the cut-off date of January 1, 1994 will be considered "Existing Attachments". The space grandfathered shall be only for 1' of occupied space. Any additional space not shown on record shall be purchased per section 4.1A without penalty. A Member identifying such a "grandfathered" attachment will record this information on the next Joint Pole Authorization

prepared on that pole for record purposes. (Revised January 2011)

16.5 Change in Character of Power Circuits in Joint Use With Minor Class C Circuits Where the Owner of Power Circuits Has Prior Rights in Location

Where communication Member with Minor Class C Circuits made attachment to existing pole of power Member, the power Member shall have the right to raise its operating voltage as it may elect and shall not be liable for expense of removing Minor Class C Circuits to another location, should same be deemed necessary by the communication Member.

16.6 Change in Character of Power Circuits in Joint Use With Minor Class C Circuits Where the Owner of Communication Circuits has Prior Rights in Location

Where power Member overbuilt a Minor Class C Circuit right of way, and joint ownership was entered into, power Member shall not raise its operating voltage at a later date except when in agreement with the communication Member, and if deemed necessary, the Minor Class C Circuit may be removed to another location in accordance with Section 8.0.

NON-OWNER ATTACHMENTS

17.0 Non-Owner Attachments

For the purpose of this section, a non-owner attachment is any attachment of overhead facilities by a Member of the Southern California Joint Pole Committee (other than through ownership), non-member utility, or non-utility entity, to a pole owned by one or more Member(s) of the Committee. The non-owner shall be responsible for securing an agreement with a Member.

The Member making space available to a non-owner shall assume full responsibility for the non-owner attachment, including notification for recordkeeping, and will be responsible for all administrative, rearrangement, and other costs which are incurred to accommodate non-owner attachments, for all other owners (and their tenants) attached to a pole.

Existing agreements with tenants and non-base owners will remain in effect on existing joint poles or future joint pole replacements. For existing attachments prior to January 1, 1994, see Section 16.4B.

An owner may not relinquish its interest in a pole on which it has a tenant unless the tenant's equipment is removed or one of the remaining owners accepts the non-owner as its tenant. If the tenant wishes to remain on the pole, and the tenant is a Member of the SCJPC, the tenant must purchase space on the pole for its overhead facilities.

In the case of an emergency pole replacement by a non-base owner, the tenant remains with the original owner who maintains an attachment agreement.

RECORD FORMS

18.0 Record Forms

The forms used for expediting joint pole work and recording transactions are listed below:

| Form # | Form Name |
|-----------|--------------------------------------|
| 2-1 | Preliminary Joint Pole Authorization |
| 2-2 | Preliminary Joint Pole Authorization |
| 2-1 FINAL | Final Joint Pole Authorization |
| 2-2 FINAL | Final Joint Pole Authorization |
| Form 7 | Joint Pole Memorandum |
| Form 9 | Joint Pole Riser Notification |
| Form 11 | Notice of GO 95 Non-Conformance |
| Form 12 | Pole Record |
| Form 16 | Reallocation of Space |
| Form 44 | Bill of Sale |
| Form 48 | Notice of Work Completed |
| Form 49 | Tracer |
| Form 50 | GPS Coordinates Addition/Correction |

Hard or soft copies shall be provided as agreed by the parties.

(Revised January 2023)

18.1 Form 2 - Preliminary Joint Pole Authorization

Any agreement to undertake joint work must be confirmed in writing by using this form. This is authority to undertake joint work as specified. Member initiating transaction shall make necessary copies for each Member involved, all of which must be approved by an authorized representative of each involved Member. Approval may be by signature of the authorized representative to be shown on the forms in the space provided, or by the authorized representative's name, followed by the written initials of a delegated representative confirming the agreement. Names of representatives effecting agreement must be specified in space provided. Members that have various designated District, Division, or Exchange areas should identify the appropriate area by name. The Joint Pole Authorization number is assigned by the issuing Member. The Joint Pole Authorization number should begin with the Initiator's Member code and can have a maximum of 23 alpha or numeric characters only. The only exceptions are blank spaces or hyphens within the 23 maximum character count. If the Form 2 is revised, characters like RO1 or COR are not included in the maximum 23-character count for the F2 name (Revised March 2021).

18.1-A Preparation of Form 2 Preliminary Joint Pole Authorization

By agreement, any Member may be designated as the constructing Member in joint work.

The Member initiating Form 2 Preliminary Joint Pole Authorization shall specify its Authorization number and all required details of the agreement. The Joint Pole Authorization number shall begin with the current member's code. The Form 2 shall include, but is not limited to:

- (a) Pole Number
- (b) Nature of work
- (c) Applicable Routine Section Number
- (d) Designation of involved Members
- (e) Circuits
- (f) Interest
- (g) Grade
- (h) Space
- (i) Pole/equipment data, including jointly owned arms, anchors, risers, wireless and broadband equipment.
- (j) Other essential record data i.e. tenants, power communication (P.Comm)
- (k) Authorized Costs item number and number of items where required
- (l) Police and/or fire report or case number when applicable and available
- (m) Provide billing information when applicable billing sections are used
- (n) Estimated construction start date
- (o) Date sent
- (p) Date prepared
- (q) Pole Class for wood poles
- (r) Additional notes such as pending JPA numbers or corrections per field conditions
- (s) Pole loading analysis only for poles associated with the JPA. NOTE: (1) Members cannot dictate pole loading method and format however must meet all GO95 requirements (2) Section 4.1 refer to the section.
- (t) Optional drawing/map: highlight only the poles associated with the JPA (Revised June 2020).
- (u) GPS coordinates – When existing SCJPC pole card does not have GPS coordinates, adding them to a Form 2 is preferred, but not required. (Revised January 2023)

The Preliminary Form 2 shall be limited to 10 pages.

If a pole listed on a new Form 2 is also listed on a pending Form 2(s) the Initiating Member(s) of the first pending Form 2 must do one of the following, to ensure the pole record is accurate:

1. Final Bill the first pending F2 or cancel it.

OR,

2. Issue the second F2 with the pending F2 to "BILL FIRST" as a note in the Location and Nature of Work.
(Revised February 2022)

Where a specific transaction involves special agreement, it shall be designated as such on Joint Pole Authorization. (See Section 1.2)

It is the responsibility of all Members involved in the Joint Pole Authorization to see that data and details of the agreement are correct. The date Joint Pole Authorization is sent shall be used in completing the billing for structural and salvage values; except in replacements, the date poles are set shall apply.

Any deviation shall be by agreement of the Members involved and noted on the Joint Pole Authorization. Section 20 shows Member code letters and abbreviations to facilitate preparation of Joint Pole Authorization.

Where jointly owned poles are to be removed from service, the Joint Pole Authorization must designate which Member is to pull, transport, and dispose/salvage poles as specified in Section 5.0.

To insure correct spotting of poles on record maps, it is essential that locations be accurately recorded (see Section 15.4). It is important, both for map and field reference purposes, to correctly give the City, Town, etc., in which the poles are actually located. (Revised January 2015)

18.1-B Changes Prior to Approval

Any changes desired prior to approval of Form 2 Preliminary Joint Pole Authorization by the receiving Member shall be made by means of the following procedure:

(A) Receiving Member:

- (1) Make desired change
- (2) Sign amended form
- (3) Return copy to issuing Member

(B) Issuing Member:

- (1) If change is acceptable:
 - (a) No additional actions take place. Process form in normal manner
- (2) If change is unacceptable:
 - (a) Communicate with receiving Member(s) representative(s) to resolve differences by either issuing Form 7 or revising the JPA.
 - (b) If subsequent changes occur, refer to the standard procedure for Form 7 usage. (See Section 18.4)

(c) Until differences are resolved, issue the Form 7 to all participating Member(s), CC to SCJPC, not to process JPA Final Bill.

(d) Once resolved, initiator of the Form 7 needs to notify the SCJPC on a Form 7 or email – approval to process final.

(e) Any member may request a resolution meeting with the Administrative Board by issuing the Form 7 to all participating Member(s), CC to SCJPC. (Revised May 2016)

(3) Multi-Party JPAs:

The initiator of a multi-party JPA will be responsible for notifying all involved parties of any changes made to that JPA prior to final approval.

An acceptable method for the initiating member to notify all involved parties of any changes made to a JPA includes sending a Form 7 indicating "See Changes" with a copy of the marked-up Form 2 Preliminary JPAs as an attachment. (Revised January 2011).

18.1-C Changes After Approval

Any changes desired after the Form 2 Preliminary Joint Pole Authorization approval shall be made by means of one of the following:

A) Form 7 (refer to Sec 18.4 and Example E1) may be used for the following:

- Correct Joint Pole Authorization number
- Correct or add Accounting Data
- Correct pole number
- Delete pole(s)
- Correct Pole length
- Correct Year set
- Correct Pole treatment
- Circuit correction
- Correct grade and space
- Correct, add or delete authorized costs
- Correct, add or delete Section number
- Change pulling routine
- Delete owner
- Correct pole location and/or community
- Correct, add or delete tenant
- Correct, add or delete anchors, guys or arms
- Correct pole class
- Change from wood to alternative pole type (refer to Section 15.7)

B) A revised Form 2 shall be used for the following:

- Add owner(s)
- Add pole(s)
- Change from wood to engineered steel pole type (refer to Section 15.7)
- Change in scope of work (i.e. changes causing receiving member to reengineer and/or refield.

Same Joint Pole Authorization number may be used with a revision identifier (i.e. JPA12345 Rev 1, JPA12345 RO1, JPA12345 Rev) and new date sent or the JPA may be canceled with a Form 7 and a new JPA issued.

C) Form 2 Supplement for information or transactions omitted from the original FINAL Joint Pole Authorization. Same Joint Pole Authorization number should be used with a supplement identifier (i.e. **JPA12345SUP1**, **JPA12345S01**, **JPA12345SUPPL**) JPC office will convert to SUP.

Form 48 can be used to make changes to the JPA per Section 18.7. (Revised January 2017)

18.1-D Time Limits Involving Form 2 Preliminary Joint Pole Authorization

The return of Form 2 Preliminary Joint Pole Authorization shall be within 45 days of date sent.

Automatic Approval - The Form 2 Preliminary Joint Pole Authorization will be considered approved when 45 days have elapsed from date sent of Form 2 Preliminary Joint Pole Authorization to other Member(s), and there is no written protest or request for review.

A Form 7 can not be used to shorten the the time limits of automatic approval. The time limits described by section 18.4 can not reduce the timeline prescribed by 18.1D. (Revised January 2024)

The Authorization may be finalized by the issuing Member when 45 days have elapsed from date sent of Form 48, indicating the work has been completed as previously approved.

- This section cannot be invoked with Section 1.2 Special Agreement.
- Effective January 1, 2006, Authorizations issued prior to January 1, 1995 will be billed under current billing practices.

- Under the terms of this section, all utilities shall type the date Form 48 sent on the bottom line of Location/Nature of Work Section of the Final Authorization.
- Note: Form 48 not required on work performed in accordance to sections 5.1C, and 19.5 (Revised March 2016).

Section 18.1D Clarification.

18.1-E Time Limits Involving Construction and Other Miscellaneous Situations

(a) Emergency Replacements - Member replacing pole in an emergency must notify other owner(s) within 24 hours by telephone. This includes the emergency use of MOD/POLES. (See Sections 7.6 and 19.7)

(b) Free Attachment - Member maintaining free attachment must remove its facilities within 48 hours of telephone notification confirmed by Form 48. (See Sections 5.5 and 11.0)

(c) Maintenance Liability - Liability for maintenance extends 60 days from date sent of a Form 2 Preliminary Joint Pole Authorization involving a relinquishment, or from the date facilities were removed from pole. (See Section 19.0)

(d) Relinquishment/Abandonment of Interest - 60 days notice must be given to other owners when termination of ownership is intended. (See Section 5.1)

(e) Removal of pole or transfer of facilities must be completed within 60 days from date of Form 48. (See Section 5.0 & 7.0)

(f) After the final billing has been processed, all liability is assumed by remaining Member(s). (See Section 5.0 & 7.0)

(g) Temporary attachments allow for facilities of another Member to remain on a pole for a period of time, which is less than one year. (See Section 14.6)

Construction Start Date/Cancellation - The time limit for starting joint pole construction shown on a Form 2 Preliminary Joint Pole Authorization shall be 18 months from date issued. At the expiration of this time period, the following procedure should be followed:

If construction has not been started:

- Form 7 shall be sent by any member involved to request extension, which requires mutual agreement in writing, or to cancel.
- If construction has not been started and JPA time limit exceeds 24 months, explanation is required for extension. If no

response, the JPA will be cancelled on the initiator's behalf. (Revised March 2016).

18.1F Failure to Final JPA

If the issuing utility fails to adhere to the time limits, as specified in Sections 18.1D and 18.1E, any member who is party to that JPA may issue the Form 48 and/or final JPA. The following procedure is required:

- A Form 7 shall be sent to all members involved notifying of the intent to final bill (see item 14A of Authorized Cost).
- If no response after 15 days of Form 7, member may proceed with finalizing the JPA.
- If there are multiple JPA's involved, a spreadsheet may be sent and the 15 day response requirement may be waived upon agreement.
- Where a Form 48 is required, a field trip may be made to verify that construction is complete (see item 14B of Authorized Cost).
- If construction is complete, a Form 48 shall be sent to all members involved.
- The issuing party will pay the full administrative costs and/or field visit cost to the member submitting the final as defined in Authorized Costs item 14A and/or 14B. (Revised July 2007).
- The JPC Office shall final bill the first billable final received, either from the initiating member or the member wishing to final per 18.1F. (Revised March 2016)

18.1G Billing Out of Sequence

If the issuing utility finds the SCJPC record reflects changes from another utilities JPA that Billed Out of Sequence (BOS), the following process is used to reconcile the pole record and billing.

(A) Issuing Member:

1. Use RED to make the following changes to the Preliminary Form 2.
2. Do not add REV to Preliminary Form 2, use original JPA name.
3. Add BOS Member to Preliminary Form 2 Header and populate:
 - Approval field – add “18.1G”.
 - Accounting field - add “Special Billing”.(If the Member is already on the Header add 18.1G and Special Billing alongside approval name and accounting data or alongside 18.1D.)

4. Add Section 18.1G to the existing section codes listed in the Location and Nature of Work for the applicable poles.
5. Decide if the Active, Dead or No SCJPC pole record best applies for the Record side of the JPA.
6. Call out in the Location and Nature of Work, the BOS JPA number and note, “Special Billing *Active, Dead, or No Record.*” (If multiple poles, make this call out only on the poles where it applies.)
7. Fill in a Form 7 and check BOS. Add, “See F2 changes in Red”.
8. Process BOS Form 7 and updated Preliminary Form 2 to all Members on Header, including the BOS Member.

(B) Receiving Member:

1. No additional action required.

(See Section 13.1 for additional Information. See Purchase Interest BOS example B13, Section 21, Pole Replacement BOS example C11, Section 21.) (Revised October 2024).

18.2 Form 2 Final - Initiation

The Member initiating transaction shall transmit one copy of this form, which shall be an original Southern California Joint Pole Committee authorized typed or electronic document, to Joint Pole Committee, specifying work as completed under approved Form 2 Preliminary Joint Pole Authorization not less than 45 and no more than 90 calendar days after sending the completed Form 48. After 90 days 18.1F may apply. Exception section 7.6 can be final billed less than 45 days (Revised January 2012).

All data essential to complete the record must be specified, including Member accounting data, voltage and space shown on Preliminary Joint Pole Authorization.

NOTE: If the above information cannot be obtained by the issuing Member, the Committee office is authorized to obtain said information from the non-issuing Member.

Transfer, Installation, equipment, and other authorized costs must be shown by item number and number of items.

The date sent on the Form 2 Final will always be the same as the date sent on the Form 2 Preliminary Joint Pole Authorization. (Revised July 2009)

18.3 Form 2 Final - Completion

Copies of Form 2 Finals are distributed by the Joint Pole Committee office. Any discrepancies noted by the Committee on Form 2 Final will cause this form

to be returned for correction. When form 2 Final has been issued, the Committee is authorized to proceed with the preparation of pole record and Bills of Sale.

18.4 Form 7 - J/P Memorandum

This form is for use in effecting changes to issued Form 2 Preliminary Joint Pole Authorization by agreement.

When changes in an authorization are proposed, the Member receiving the Form 7 must return same within 15 days.

The memo must indicate the Members to whom the copies are directed.

For use in protest procedures see Section 18.1-B (2) (c),(d) & (e). (Revised May 2016)

18.5 Pole Record

The pole record is prepared by the Committee office in accordance with Form 2 Final. A pole record shall be maintained for each pole as long as it continues to be used as a jointly owned pole.

The complete pole record shall include the following:

- Pole number
- Location
- Length
- Year set
- Treatment (T, FT, G, CF, LS or AT)
- Members involved
- Space & grade allocation
- Tenant grade
- Joint anchors
- Joint arms
- Bill of Sale date
- Amount paid for interest in pole or equipment
- Nature of maintenance work or other operation involved
- Joint Pole Authorization number

All subsequent transactions occurring on pole during its use as a jointly owned pole shall be recorded in chronological order and, as each transaction is affected, superseding records shall be prepared by the Committee office and furnished to the Members. The records should be checked by all Members promptly when received, and the Committee office should be advised without delay if any changes are necessary.

Records will be kept of:

- Clearance attachments where intersets poles are involved
- Temporary attachment(s)
- Pole top extensions (PTX)
- Free attachments
- Any cases where the Members concerned may request record of specific transactions

When the same record is held by two parties, that record shall be fact unless proven otherwise by a third party, or previous bill of sale. (Revised July 2020)

18.6 Form 44 - Bill of Sale

Bill of Sale specified that sales shall be made subject to mortgages, deeds of trust, or other prior liens upon the property specified therein. The Form is prepared by the Committee office in accordance with Form 2 Final and specifies:

- the Members involved in billing
- the Authorization number
- the total amount to be billed on each Joint Pole Authorization
- The net amount due one company from the other.

The Bill of Sale form transfers equities between companies. One copy of every Bill of Sale must be executed by each company involved and transmitted to the other, regardless of which company pays the net bill.

SCJPC balances each account of the Final Bills processed during the month.

Account Codes are listed on page 20-6 (Section 20.5)

JPC sends the Forms 44 to each member involved.

- The member due money, must issue an invoice for remittance.
 - Attached signed Form 44 with the invoice
- The member owing money waits for the invoice from the other member.
 - Attach signed Form 44 with remittance

Associated with the Form 44 are the final JPAs processed during that month.

Each member should review the Final JPAs and Forms 44 for accuracy.

If correction(s) is/are required:

- Contact the initiating member and request a correction of records.
- If you are the initiating member, issue a correction of records.
- If the correction is required due to JPC, request JPC to issue a correction of records.

Form 44 must be invoiced as received, even if a correction is required. When the correction of records is processed, the monies will be rectified. As a member of the SCJPC, you are responsible for invoicing/payment of all Forms 44. See Example E6 (Revised January 2012).

18.7 Form 48 - Notice of Work Completed

This form is used to notify other owners that work has been completed and shall be issued within 30 days of construction complete in order to expedite any remaining joint pole work by other Members, supplementing verbal or other instructions. It may also be used to make changes in a Preliminary Joint Pole Authorization relating to the pulling routine, the topping of poles, hand dig and/or additional authorized costs. All changes required justification or to be communicated in the remarks area. Changes on the setting location are not allowed on Form 48 and required approval via Form 7. Where no construction was performed (records only, i.e. 5.1C) a form 48 does not need to be issued. The JPA may bill 45 days from the JPA date sent. If Form 48 is not required, write "Form 48 Not Required" or "F48 N/R" on the Final.

For all other changes a Form 7 should be utilized and sent with a Form 48. If Form 48 is not issued within 30 days, 18.1F may apply. (Revised January 2017)

18.8 Form 49 - Tracer and Multiparty Routing Form (Revised January 2010)

This form is used for inquiry regarding delay in return of signed Form 2 Preliminary Joint Pole Authorization, for delay in forwarding Form 2 Final to Committee for completion, or for Routing of Multiparty Form 2 Preliminary.

18.9 Form 9 - Riser

This form is used to notify other owners of proposed riser placement when no Form 2 Preliminary is required. Refer to Example F2 page 21-F2. Form 9 is automatically approved after 15 days has elapsed from date sent.

(Revised January 2011).

18.10 Form 11 – Notification of G.O. 95 Non-Conformance

This form is an optional form that may be used to notify other utilities of G.O. 95 non-conformance. This form is to be used independently from other SCJPC forms. Form shall be sent to pole inspection contact as listed on SCJPC. See Example F4, page 21-F4.

18.11 Form 50 – GPS Coordinates Addition/Correction

This form is used to notify the base owner of the addition/correction of a joint pole's GPS coordinates. This form is not to be used for a pole pending on a JPA as the addition/correction is to be addressed on the pending JPA. The form shall be sent to the base owner for review. If base owner approves the proposed GPS coordinates, the approved form will be returned to the sender and to the SCJPC for pole record update. If the base owner denies the proposed GPS coordinates, a reason will be provided, and form is to be returned to sender. Response is to be received from base owner within 45 days. See Example F1 (Revised January 2023)

TYPICAL MAINTENANCE ISSUES

19.0 Typical Maintenance Issues

This involves various joint pole maintenance operations such as the inspection, reinforcement, stubbing, groundline restoration, treatment, sidewalk repair, and other actions, which arise out of joint ownership.

No owner is authorized to undertake any maintenance work (except inspections) on a jointly owned pole except by Joint Pole Authorization approved by other owner(s) thereof. In case of emergency or hazardous condition, work may proceed without advance approval but such work shall be brought to the attention of other joint owners(s) involved as soon as possible by telephone, which shall be confirmed by Joint Pole Authorization.

Where an unauthorized attachment requiring purchase of interest under the Routine exists on a pole which is involved in maintenance of any nature, Member having such attachment shall pay its share of the cost of maintenance, and shall purchase or relinquish in accordance with Section 4.1.

19.1 unused

19.2 Liability for Vertical Clearance on Joint Poles

On Joint Pole Agreements between power and communication Members for joint ownership of poles, there will be 6' of safety clearance zone, thereby allowing the communication Member to attach at their recorded grade without the need for a guard arm. The safety clearance zone can be reduced to 4' between 0 to 750 volts class L and class C circuits, but such a reduction must be agreed to by all joint owners and the cost for the required guard arm shall be at the expense of the Member requesting the reduction (see Section 4.3). Unless otherwise agreed, guard arm installations shall be made by the communication Member.

On poles where a joint owner requests another owner who is at recorded grade to raise or lower its facilities to provide increased grade or space, and guard arm is made necessary, it shall be the responsibility of the requesting owner to pay the entire cost thereof.

On poles where a joint owner desires to install additional facilities in its own reserved space, and by so doing will create a G.O. 95 clearance infraction, the installing Member shall notify the obstructing Member by initiating Form 48, and the obstructing Member shall take immediate steps to meet the requirements of G.O. 95.

19.3 Liability Where Change in Ground

Clearance is Made Under Pole Line Facilities

When circuits are in joint use and there is a change in ground clearance made under pole line facilities which places either power or communication circuits in violation of required clearance above grade or obstruction, expense of reconstruction shall be borne jointly if neither owner is responsible for the groundline clearance.

19.4 Pole Access Obstructions

Pole access obstructions such as ivy, shrubs or other plant materials, walls, fences, signs, etc., shall be removed as the need arises and, where mutually beneficial and agreed upon by each owner of the pole, shall be at joint expense. Description of pole obstruction shall be noted with estimated cost of removal on Joint Pole Authorization. (See Item 13, Authorized Costs)

19.5 Inspection, or Inspection and Treatment of Poles

Inspection, or inspection and treatment of joint poles subject to GO 165 or GO 95 may be made by any joint owner without expense to the other owner(s). When an approved maintenance program exists (see Glossary), the expense will be shared equally by each owner of the pole (See Item 12, may include item 6, and 15. See Section 2.7H for members with approved maintenance program). May only be billed once every 5 years. (January 2012).

Jointly Owned Communication Only Poles: Proximity of the pole must meet GO 95 Rule 80.1-B for poles located in High Fire Threat Districts. The minimum age and inspection interval must meet the intrusive inspection requirement in GO 165, Table 1.

If the above conditions are met, any member occupant of that communication only pole may perform the intrusive inspection on that pole, and equally share cost among all members owners on that pole.

Note: Any occupant can conduct Patrol or Detailed inspections of their facilities on these poles per GO 95 at any time and shall not bill other Members. The Intrusive Inspection's results shall be retained per GO 95 Rule 80.1-B results and shall be available to any other occupant on the pole if requested. (January 2025).

19.6 Sidewalk or Pavement Repairs

Member placing, replacing, or removing jointly owned pole or anchor in sidewalk or pavement shall either make all sidewalk or pavement repairs, or shall leave in safe condition and notify the Member

which is responsible for the repairs by telephone within 24 hours. This shall be confirmed by Form 48. Each joint owner shall be billed for equal portion of the expense in accordance with Item 10, Authorized Costs. The cost of repair shall also be a joint expense where pole or anchor installation requires purchase of interest under Notice of Intention.

In replacement or removal of pole or anchor under specific sections of the Routine in which obligation is expressed for Member whose benefit such change is made, it shall be the sole responsibility of this Member for cost of all sidewalk or pavement repairs.

Where a joint owner has been granted an extension of time for completing transfer or removal of facilities from pole to be removed, sidewalk or pavement repairs shall be a joint expense.

When finalizing the authorization, the number of sidewalk repair operations performed should appear in the proposed column under the heading of the Member doing the work along with the percentage (fraction) of the cost to be shared by the other Member(s).

19.7 Reinforcement of Poles

Poles may be reinforced with steel sleeve, fiberglass wrap, stubs/trussing, mod/poles, etc. by mutual agreement with other owners of record. (See Authorized Costs Items 6, 17 or 18)

The reinforcing Member is responsible for placing the pole tag as specified by good construction standards, as well as for miscellaneous hardware, i.e., visibility strips, pole steps, etc.

Other items which may be associated with the reinforcement process, such as asphalt or concrete

repairs (see Section 19.6), shall be shared equally with all owners.

The added labor cost to the base cost of reinforcement resulting from risers or other facilities which increase the labor cost shall be borne by the owner of such facilities.

It is not the intent of this rule to prohibit reinforcing in emergencies where advance approval cannot be obtained.

If replacement of reinforced pole is desired by one joint owner within five years, following date of the reinforcement, this owner shall reimburse the other owner(s) for its proportion of the original reinforcement costs. Where joint owners agree to replace reinforced pole for mutual benefit, the reimbursement shall not apply. In all cases, pulling, transporting, and disposing shall be a joint expense and shall apply to pole only. (Refer to Section 2.7D)(Revised 3/15/2023)

19.8 Unused

19.9 Unused

19.10 Other Remedial Pole Ground-line Restoration Methods

Mechanical restoration may be undertaken as part of a maintenance program, or to extend the life of a pole identified as deteriorated. The approval of joint owners must be obtained in non-emergency situations (see Section 19.0) and the cost thereof shall be by agreement.

CODES AND ABBREVIATIONS

20.0 Codes and Abbreviations

The following utility codes, pole tag letters, and location abbreviations must be used for preparation of Joint Pole Authorizations, records, etc.

20.1 Utility Codes and Pole Tag Letters

| Utility | Date of Withdrawal | Date of Membership | Code | Pole Tag |
|--|-----------------------|--|----------------------------|-----------------|
| ATC Outdoor DAS, LLC | | (07/23/2010) | AMT | ...AMT |
| Altrio Communications | (3/2005) | (08/16/2001) | ALT | ...ALT |
| AT&T California (SBC West; Pacific Bell) | | (11/05/1907) | | |
| L.A. Area | | | HLA | ...H |
| So. Counties Area | | | HSO | ...H |
| Central Counties Area – Inland Division | | | T | ...T |
| Teleport Communications America, LLC (AT&T Communications of California, Inc. / AT&T Local Services (TCG Los Angeles)) | | (06/19/1996) (08/15/1995) | TCA | ...TCA |
| AT&T Mobility (AT&T Wireless; Cingular Wireless; L.A. Cellular) | | (05/26/1993) | LAC | ...LAC |
| Burlington Northern Santa Fe Railway Co. | (02/08/99) | (09/16/1920) | SF | ...SF |
| City of Anaheim | | (05/03/1930) | D | ...D |
| City of Azusa | | (12/03/1962) | MA | ...MA |
| City of Banning (Reinstated 11/15/2006) | (01/01/98) | (03/08/1960) | COB | ...COB |
| City of Burbank | | (01/31/1939) | B | ...B |
| City of Colton | | (05/21/1926) | F | ...F |
| City of Glendale | | (10/01/1923) | A | ...A |
| City of Lompoc | | (05/12/1954) | LLW | ...LLW |
| Prefix added for each four-digit number series | | | | A...LLW |
| City of Los Angeles | | (12/31/1918) | M,MM, ME, MG MV, MMV | ...M ...V |
| City of Los Angeles (Owens Valley) MV | | | | |
| City of Pasadena | | (04/17/1922) | MP | ...MP |
| City of Riverside | | (08/25/1925) | J | ...J |
| City of Vernon (Reinstated 06/16/2004) | (01/14/00) | (04/15/1938) | V | ...VP |
| Crown Castle NG West Inc. (CA-CLEC LLC, NewPath Networks) | | (04/23/2003) (10/15/2008) (08/15/2007) | NG | ...NG |
| ExTeNet Systems | | (08/15/2007) | EXT | ...EXT |
| Frontier Communications (Verizon California, GTE California) | | (02/15/2012) (09/16/1920) | FTR VZ | ...FTR ...GT |
| Bear Valley Electric Service, Inc. (Golden State Water Company, So. Cal Water) | | (05/11/1935) | BVE SCW | ...BV ...BV |
| L.A. County Metro Transit Authority | (02/08/99) | (09/27/1965) | C | ...C |
| Mobilite, LLC | | (09/02/2015) | MOB | ...MOB |
| MCI Metro/ATS | | (09/16/1920) | ATS | ...WU |
| MCI Telecommunications | | (02/21/1990) | MCI | ...MCI |
| M-Power Communications (ICG Telecom Group, Inc.) | | (07/16/1996) | ICG | ...ICG |
| Nextel Communications (Merged with SPR) | (02/19/08) | (01/16/2002) | NEX | ...NEX |
| Pacific Gas and Electric Company | (01/01/98) | (06/08/1966) | PG | ...PG |
| Sierra Pacific Power Company | (11/24/97) | (01/01/1964) | P | ...P |
| Sonic Telecom, LLC | | (01/17/2022) | STL | ...STL |
| Southern California Edison Company Experimental poles | | (10/10/1906) | E | ...E ...E |
| Southern Pacific Transportation Company | (01/01/98) | (05/26/1908) | SP | ...SP |
| Sprint Communications, L.P. | | (02/18/2004) | FON | ...FON |
| Sprint Nextel (Sprint PCS, Nextel Communications) | | (01/14/1998) | SPR | ...SPR |
| T Mobile USA (Cingular Wireless; Pacific Bell Mobile; MetroPCS) | | (02/19/1997) | PBM | ...PBM |

| Utility | Date of Withdrawal | Date of Membership | Code | Pole Tag |
|---|--------------------|------------------------------|------------|--------------------|
| Time Warner Cable (Adelphia; Comcast; Media One) Zones 1-7 North Zones 8-12 South (NOTE: Tags with 'CATV', 'TV', 'VCTV' – base owner is TWC). (Revised January 2019) | | (01/14/1998) | TWN TWS | ...TWC ...TWC |
| Verizon Wireless (Air Touch Cellular) XO Communications (Nextlink California) | | (09/19/1990) (07/15/1998) | ATC NXT |ATCNXT |

NOTE: Blank space indicates number in relation to code letters. (Revised June 2023)

20.2 Obsolete Utility Pole Tags

| Pole Tag | | Successor Company Code |
|-------------|---|------------------------|
| A - - S | Southern Sierra Power Company | E |
| A - - T | Southern California Telephone Co. (L.A. County) | H |
| A - - Y | General Telephone Co. of Calif. (Redondo Beach) | GT |
| - - - ABS | Adelphia Business Solutions | TWC |
| - - - ATT | AT&T Communications of California, Inc. | TCA |
| B - - S | Southern Sierra Power Company | E |
| B - - T | Southern California Tel. Co. (Santa Barbara County) | H |
| B - - Y | General Telephone Co. of Calif. (Long Beach) | GT |
| - - - C | City of Pasadena | MP |
| - - - CCI | CA-CLEC LLC | NG |
| - - - CIT | California Interstate Telephone Company | GT |
| - - - CLLPD | City of Lompoc Light and Power Dept. | LLW |
| - - - CTC | Contel of California | GT |
| - - - CT | Consolidated Telephone Co. | GT |
| C - - T | Southern California Telephone Co. | H |
| - - - CVH | Coachella Valley Home Telephone Co. | GT |
| - - - CWT | California Water & Telephone Co. | GT |
| C - - Y | General Telephone Co. of Calif. (Huntington Beach) | GT |
| - - - DH | Downey Home Telephone & Telegraph Co. | GT |
| D - - Y | General Telephone Co. of Calif. (Laguna Beach) | GT |
| - - - E | So. Calif. Edison Co. (Inside City of L.A.) | M |
| E - - NCCT | Golden West Telephone Co. (Taft District) | GT |
| - - - CRT | Golden West Telephone Co. (Colorado River District) | GT |
| E - - V | City of Vernon | V |
| E - - Y | General Telephone Co. of Calif. (Covina) | GT |
| EX - S | California Electric Power Co. (Experimental) | E |
| F - - Y | General Telephone Co. of Calif. (San Bernardino) | GT |
| - - - G | L.A. Gas & Electric Corp. (outside City of L.A.) | E |
| - - - C | L.A. Gas & Electric Corp. (inside City of L.A.) | M |
| G - - Y | General Telephone Co. of Calif. (Pomona) | GT |
| - - - H | Home Tel. & Tel. Co. of Sta. Monica & Ocean Pk. | GT |
| - - - H | Union Home Tel. & Tel. Co. (San Bernardino) | GT |
| - - - HA | Long Beach Home Tel. & Tel. Co. | GT |
| - - - HA | San Bernardino Home Telephone Co. | GT |
| - - - HA | Santa Monica Bay Home Telephone Co. | GT |
| - - - HS | Santa Monica Bay Home Telephone Co. | GT |
| H - - Y | General Telephone Co. of Calif. (Ontario) | GT |
| - - - IT | Interstate Telegraph Co. | GT |
| J - - Y | General Telephone Co. of Calif. (Etiwanda) | GT |

| Pole Tag | | Successor Company Code |
|------------|---|---------------------------|
| K - - T | Southern California Telephone Co. (Kern County) | T |
| K - - Y | General Telephone Co. of Calif. (Lancaster) | GT |
| - - - L | City of Lompoc Light & Power Dept. | LLW |
| - - - L | Lindsay Home Tel. & Tel. Co. | GT |
| - - - LH | Lindsay Home Tel. & Tel. Co. | GT |
| LA - T | Southern California Telephone Co. (L.A. County) | H |
| L - - Y | General Telephone Co. of Calif. (San Joaquin) | GT |
| - - - M | City of Pasadena | MP |
| - - - M | Midland Counties Public Service Corp. | PG |
| - - - MT | Monrovia Telephone & Telegraph Co. | GT |
| M - - Y | General Telephone Co. of Calif. (Downey) | GT |
| - - - MO | Comcast (AT&T Broadband, MediaOne) | TWC |
| - - - NCE | Nevada California Electric Co. | E |
| - - - NPN | NewPath Networks | NG |
| - - - OP | Ontario Power Co. | E |
| O - - T | Southern California Telephone Co. (Orange County) | H |
| - - - OX | Oxnard Home Telephone Co. | GT |
| - - - P | Postal Telegraph Cable Co. | ATS |
| - - - PTC | AirTouch Cellular | ATC |
| P - - T | Southern California Telephone Co. (Imperial County) | H |
| P - - Y | General Telephone Co. of Calif. (Santa Paula) | GT |
| - - - R | Pacific Electric Railway Co. | SP |
| - - - RH | Redondo Home Telephone Co. | GT |
| R - - T | Southern California Telephone Co. (Riverside County) | H |
| R - - Y | General Telephone Co. of Calif. (Santa Maria) | GT |
| - - - S | California Electric Power Co. | E |
| - - - S | Sunland-Tujunga Telephone Co. | GT |
| SB - S | Southern Sierra Power Co. | E |
| SB - T | Southern Calif. Telephone Co. (San Bernardino County) | H |
| - - - SBRY | Santa Barbara Railway Co. | E |
| - - - SBT | Santa Barbara Telephone Co. | GT |
| - - - SFT | San Fernando Telephone Co. | GT |
| - - - SJ | San Joaquin Light & Power Co. | PG |
| - - - SM | San Joaquin Light & Power Co. | PG |
| - - - SMT | Sierra Madre Telephone Co. | GT |
| - - - SPH | Santa Paula Home Telephone Co. | GT |
| - - - SR | Sunland Rural Telephone Co., Inc. | GT |
| - - - SRT | Sunland Rural Telephone Co., Inc. | GT |
| - - - ST | Sunland-Tujunga Telephone Co. | GT |
| S - - T | General Telephone Co. of Calif. (Sunland-Tujunga) | GT |
| S - - T | Ontario and Upland Telephone Co. | GT |
| S - - T | Southern Calif. Tel. Co. (San Bernardino County) | H |
| - - - SWT | South Western Telephone Co. | GT |
| S - - Y | General Telephone Co. of Calif. (Santa Barbara) | GT |
| - - - T | Santa Barbara Telephone Co. | GT |
| T - - Y | General Telephone Co. of Calif. (Thousand Oaks) | GT |
| - - - TCG | AT&T Local Services (TCG Los Angeles) | TCA |
| - - - US | United States Long Distance Telephone Co. | H |
| - - - V | City of Vernon | V |
| - - - VZ | Verizon California | FTR |
| V - - T | Southern California Telephone Co. (Ventura County) | H |

| Pole Tag | | Successor Company Code |
|-----------------|--|-----------------------------------|
| --- WH | Whittier Home Telephone Co. | GT |
| W -- Y | General Telephone Co. of Calif. (Whittier) | GT |
| X -- Y | General Telephone Co. of Calif. (Oxnard) | GT |
| --- Y | General Telephone Co. of Calif. (Santa Monica) | GT |

NOTE: Blank space indicates number in relation to code letters. (Revised June 2023)

20.3 Location Abbreviations

| | |
|--|----------------------------|
| Avenue | Av |
| Alley | Aly |
| Block | Blk |
| Boulevard | Bl |
| Boundary | Bdry |
| Canal | Cnl |
| Canyon | Cyn |
| Center Line of | CL/o |
| Channel | Chan |
| Circle | Cir |
| Corner | Cor |
| County Road | Co Rd |
| Court | Ct |
| Crescent | Cres |
| District | Dist |
| Division | Div |
| Drive | Dr |
| Exchange | Exch |
| Extended | Extd |
| Freeway | Fwy |
| Highway | Hwy |
| Junction | Jct |
| Lane | Ln |
| Mt. Diablo Base & Meridian | MD BM |
| Park | Pk |
| Parkway | Pkwy |
| Private Property | PP |
| Private Road | P/Rd |
| Right of Way | R/W |
| Road | Rd |
| San Bernardino Base & Meridian | SB BM |
| Square | Sq |
| Street | St |
| Terrace | Ter |
| Trail | Tr |
| Walk | Wk |
| Way | Wy |
| Alley South of North Side (etc.) | A/S/o N/S |
| North, South, East, West - Line of | N/L/o, S/L/o, E/L/o, W/L/o |
| North, South, East, West - side | N/S, S/S, E/S, W/S |
| North, South, East, West of | N/o, S/o, E/o, W/o |
| Northeast, Northwest, Southeast, Southwest | N/E, N/W, S/E, S/W |
| Northeast Corner of Alley South of (etc.) | N/E Cor/o A/S/o |
| Opposite West Line of (etc.) | Opp W/L/o |
| Property Line North (etc.) | PL/N, PL/S, PL/E, PL/W |
| South of Center Line of (etc.) | S/o C/L/o |
| West of West Line of (etc.) | W/o W/L/o |

NOTE: See Section 15.4 for complete location description.

20.4 Joint Pole Authorization Abbreviations

| | |
|---|-------------------|
| Additional..... | ADD'L |
| Anchor..... | ANC |
| Anchor/arm removed*..... | AR |
| Anchor/arm transferred*..... | AT |
| Antenna..... | ANT |
| Authorized cost..... | AC |
| Bottom inside position..... | BIP |
| Bottom outside position..... | BOP |
| Bottom middle position..... | BMP |
| Cable arm..... | CA |
| Cable extension arm..... | CEA |
| Clearance attachment (section 9.0)..... | CLR |
| Communication..... | C |
| Cross arm..... | XARM |
| Dispose*..... | D |
| Down guy..... | DNG |
| Each..... | EA |
| Entire Interest..... | ENT or ENT INT |
| Footage cut*..... | C (xx') |
| Free attachment (section 11.0)..... | FA |
| Ground line circumference..... | GLC |
| Guard arm..... | GA |
| Kilovoltage..... | KV |
| Low voltage..... | L |
| Lower (top)*..... | L |
| Lower..... | LWR |
| Microcell..... | MC |
| No cost/charge..... | NC |
| Overhead guy..... | OHG |
| Pipe brace..... | PBR |
| Place..... | PL |
| Pole top extension..... | PTX |
| Pole to pole guy..... | PPG |
| Power communication..... | P-COMM |
| Pull*..... | P |
| Pull butt*..... | PB |
| Relinquish..... | RELINQ |
| Remove..... | RMV |
| Replace..... | REPL |
| Safety Clearance zone*..... | SCZ |
| Salvage*..... | S |
| Section..... | SEC |
| Should be..... | S/B |
| Shown as..... | S/A |
| Sidewalk anchor..... | SWANC or SA |
| Temporary attachment..... | TEMP or TMP or TA |
| Tenant*..... | TN or T |
| Top inside middle position..... | TIMP |
| Top inside position..... | TIP |
| Top outside position..... | TOP |
| Top middle position..... | TMP |

Top outside middle position.....TOMP
Transfer.....TFR
Transport*.....T
With.....W/

Note: Starred* abbreviations are also listed in the lower left hand corner of the Authorization for Joint Pole Transaction (J.P. Form 2-1) (Revised January 2026)

20.5 SCJPC Bill Number Codes

| ACCT | COMPANIES | ACCT | COMPANIES | ACCT | COMPANIES | ACCT | COMPANIES | ACCT | COMPANIES | ACCT | COMPANIES | ACCT | COMPANIES | ACCT | COMPANIES |
|------|----------------------------|------|-------------|------|-----------|------|-----------|------|-----------|------|-----------|------|-----------|------|-----------|
| 601 | E-HLA | 662 | VZ-HSO | 720 | J-VZ | 778 | TCG-ATC | 840 | V-MCI | 898 | D-MCI | 956 | ATS-EXT | 1014 | FTR-MOB |
| 602 | E-HSO | 663 | MCI-HSO | 721 | VZ-MO | 779 | TCG-LAC | 841 | ATT-LAC | 899 | ATC-MCI | 957 | PBM-EXT | 1015 | TWS-NPN |
| 603 | E-T | 664 | ATC-HSO | 722 | MP-LAC | 780 | D-TCG | 842 | F-ATT | 900 | E-CCI | 958 | NPN-ATC | 1016 | E-MOB |
| 604 | E-M | 665 | J-HSO | 723 | MP-ATT | 781 | E-TCG | 843 | B-ATT | 901 | F-ATC | 959 | TCA-LAC | 1017 | ATC-MOB |
| 605 | E-P | 666 | MO-HSO | 724 | MP-SP | 782 | ICG-ABS | 844 | ATT-SP | 902 | MA-MCI | 960 | NPN-ATS | 1018 | NXT-MOB |
| 606 | E-A | 667 | D-HSO | 725 | MP-SF | 783 | D-ICG | 845 | A-ATT | 903 | F-NG | 961 | NPN-MCI | 1019 | TCA-MOB |
| 607 | E-VZ | 668 | F-HSO | 726 | MP-ATS | 784 | ICG-HSO | 846 | ATT-MCI | 904 | TWN-TCG | 962 | MP-TCA | 1020 | FTR-EXT |
| 608 | E-NXT | 669 | LAC-HSO | 727 | MP-UP | 785 | ICG-ATC | 847 | ATT-ABS | 905 | EXT-SPR | 963 | TWS-LAC | 1021 | TWN-HSO |
| 609 | E-ABS | 670 | ATT-HSO | 728 | J-SP | 786 | ICG-ATS | 848 | ATT-TCG | 906 | MCI-TCG | 964 | F-TCA | 1022 | V-LAC |
| 610 | E-NEX | 671 | PG(PLO)-HSD | 729 | J-SF | 787 | ICG-TCG | 849 | | 907 | TWN-MCI | 965 | PBM-TWN | 1023 | J-FTR |
| 611 | E-MP | 672 | SP-HSO | 730 | J-ATS | 788 | ATT-MO | 850 | ABS-ATS | 908 | ATS-MCI | 966 | SPR-ATS | 1024 | MP-EXT |
| 612 | E-J | 673 | SF-HSO | 731 | J-UP | 789 | D-ATT | 851 | | 909 | EXT-NG | 967 | NG-FTR | 1025 | LAC-EXT |
| 613 | E-B | 674 | ATS-HSO | 732 | B-ATS | 790 | E-ATT | 852 | NG-TWN | 910 | NXT-MCI | 968 | NPN-FTR | 1026 | TCA-EXT |
| 615 | E-NG | 675 | UP-HSO | 733 | B-UP | 791 | ATT-ATC | 853 | MP-NG | 911 | V-NG | 969 | PBM-FTR | 1027 | SP-FTR |
| 616 | E-FON | 676 | VZ-T | 734 | B-VZ | 792 | ATT-ATS | 854 | NG-HLA | 912 | VZ-NPN | 970 | FTR-TWS | 1028 | FTR-FON |
| 618 | E-D | 677 | VZ-TCG | 735 | VZ-P | 793 | ATT-ICG | 855 | M-NG | 913 | NG-MA | 971 | FTR-HSO | 1029 | MP-MCI |
| 619 | E-MA | 678 | M-T | 736 | SCW-VZ | 794 | MO-NXT | 856 | M-NEX | 914 | MP-TWN | 972 | FTR-TCA | 1030 | TWS-HLA |
| 620 | E-COB | 679 | PG(F)-T | 737 | A-LAC | 795 | MO-ATC | 857 | NEX-ATC | 915 | SPR-NXT | 973 | TWS-TCA | 1031 | ICG-TWS |
| 621 | E-F | 680 | ATS-T | 738 | D-NXT | 796 | MO-ATS | 858 | NEX-LAC | 916 | D-NG | 974 | LLW-FTR | 1032 | F-TWS |
| 622 | E-V | 681 | M-A | 739 | D-FON | 797 | M-MO | 859 | NEX-PBM | 917 | FON-ICG | 975 | FTR-ATC | 1033 | A-EXT |
| 624 | E-PG(F) | 682 | M-MCI | 740 | D-ATS | 798 | A-MO | 860 | NEX-NG | 918 | TWN-FON | 976 | FTR-SPR | 1034 | B-EXT |
| 625 | E-PG(PLO) | 683 | M-VZ | 741 | F-SP | 799 | B-MO | 861 | NEX-HSO | 919 | NXT-LAC | 977 | M-FTR | 1035 | MCI-EXT |
| 626 | E-C | 684 | M-ATC | 742 | F-ATS | 800 | MO-ABS | 862 | NEX-MCI | 920 | ATT-TCG | 978 | FTR-TWN | 1036 | D-EXT |
| 627 | E-SP | 685 | M-LAC | 743 | LLW-PG(M) | 801 | MA-ATC | 863 | NEX-MA | 921 | A-NG | 979 | BVE-FTR | 1037 | E-AMT |
| 628 | E-SF | 686 | M-ICG | 744 | LLW-ATS | 802 | MP-ICG | 864 | NG-NXT | 922 | E-PCS | 980 | FTR-HLA | 1038 | TWN-EXT |
| 629 | E-ATS | 687 | M-ATT | 745 | V-C | 803 | B-ICG | 865 | NG-ATC | 923 | E-FTR | 981 | FTR-ATS | 1039 | MA-ATS |
| 630 | E-UP | 688 | M-MP | 746 | V-SP | 804 | MCI-ICG | 866 | NG-LAC | 924 | NXT-PBM | 982 | FTR-NXT | 1040 | NXT-EXT |
| 631 | E-MCI | 689 | M-B | 747 | V-ATS | 805 | ABS-HSO | 867 | NG-PBM | 925 | E-TWS | 983 | FTR-LAC | 1041 | MA-NXT |
| 632 | E-ATC | 690 | M-SPR | 748 | PG(K)-VZ | 810 | SPR-ATC | 868 | NG-VZ | 926 | TWS-ATS | 984 | MA-FTR | 1042 | FON-ATS |
| 633 | E-LAC | 691 | M-V | 749 | VZ-NEX | 811 | SPR-LAC | 869 | NG-TCG | 927 | TWS-ATC | 985 | LAC-MCI | | |
| 634 | E-ICG | 692 | M-C | 750 | C-SP | 812 | SPR-PBM | 870 | NG-HSO | 928 | TWS-ATT | 986 | FTR-COB | | |
| 635 | E-PBM | 693 | M-SP | 751 | C-ATS | 813 | SPR-MCI | 871 | NG-MCI | 929 | VZ-TWS | 987 | PBM-NPN | | |
| 636 | E-MO | 694 | M-SF | 752 | SP-ATS | 814 | SPR-HSO | 872 | NG-ATS | 930 | TWS-MCI | 988 | B-FTR | | |
| 637 | E-SPR | 695 | M-ATS | 753 | PG(PLO)-T | 815 | SPR-ATT | 873 | NG-ATT | 931 | TWS-NG | 989 | PBM-TCA | | |
| 638 | E-ALT | 696 | M-UP | 754 | PG(K)-T | 816 | SPR-NEX | 874 | NG-ICG | 932 | TWS-NXT | 990 | ICG-TCA | | |
| 639 | TCG-HLA | 697 | A-VZ | 755 | PG(S)-T | 817 | A-SPR | 875 | M-FON | 933 | D-TWS | 991 | MP-FTR | | |
| 640 | NEX-HLA | 698 | A-B | 756 | E-PG(K) | 818 | SPR-NG | 876 | FON-MCI | 934 | MA-TWN | 992 | A-MCI | | |
| 641 | ICG-HLA | 699 | A-C | 757 | E-PG(S) | 819 | SPR-BVE | 877 | FON-ATC | 935 | V-TWN | 993 | F-FTR | | |
| 642 | ABS-HLA | 700 | MP-VZ | 758 | ATC-ABS | 820 | M-PBM | 878 | FON-SPR | 936 | E-TCA | 994 | NG-T | | |
| 643 | NXT-HLA | 701 | MA-VZ | 759 | PG(P)-VZ | 821 | PBM-ATC | 879 | TWN-LAC | 937 | M-TCA | 995 | FTR-T | | |
| 644 | SPR-HLA | 702 | VZ-MCI | 760 | V-ATC | 822 | PBM-LAC | 880 | E-TWN | 938 | TCA-HLA | 996 | NG-NPN | | |
| 645 | M-HLA | 703 | VZ-ATC | 761 | V-SF | 823 | PBM-HLA | 881 | TWN-HLA | 939 | TCA-HSO | 997 | FON-HSO | | |
| 646 | MO-HLA | 704 | VZ-ICG | 762 | B-SP | 824 | PBM-ATS | 882 | TWS-HSO | 940 | NG-TCA | 998 | ATC-T | | |
| 647 | A-HLA | 705 | VZ-ATT | 763 | A-ATS | 825 | PBM-VZ | 883 | M-TWN | 941 | NXT-TCA | 999 | V-SPR | | |
| 648 | VZ-HLA | 706 | LLW-VZ | 764 | MCI-ATS | 826 | PBM-HSO | 884 | VZ-TWN | 942 | ATS-TCA | 1000 | B-TCA | | |
| 649 | LAC-HLA | 707 | PG(M)-VZ | 765 | ATC-ATS | 827 | A-PBM | 885 | A-TWN | 943 | VZ-TCA | 1001 | M-MOB | | |
| 650 | FON-HLA | 708 | SP-VZ | 766 | ATC-LAC | 828 | MP-PBM | 886 | B-TWN | 944 | D-TCA | 1002 | FTR-ICG | | |
| 651 | ATT-HLA | 709 | SF-VZ | 767 | LAC-ATS | 829 | PBM-ATT | 887 | TWN-ATS | 945 | TWN-TCA | 1003 | J-NG | | |
| 652 | MP-HLA | 710 | VZ-ATS | 768 | D-ATC | 830 | NXT-HSO | 888 | TWN-ATC | 946 | ATC-TCA | 1004 | EXT-HLA | | |
| 653 | B-HLA | 711 | VZ-UP | 769 | B-MCI | 831 | M-NXT | 889 | TWN-ICG | 947 | SPR-TWN | 1005 | EXT-HSO | | |
| 654 | MCI-HLA | 712 | VZ-LAC | 770 | TCG-HSO | 832 | NXT-ATS | 890 | TWN-ATT | 948 | TWN-NPN | 1006 | ATC-EXT | | |
| 655 | V-HLA | 713 | VZ-NXT | 771 | TCG-T | 833 | NXT-ATC | 891 | TWN-NXT | 949 | SPR-TCA | 1007 | TWS-EXT | | |
| 656 | ATC-HLA | 714 | VZ-FON | 772 | M-TCG | 834 | NXT-ATT | 892 | E-EXT | 950 | NPN-LAC | 1008 | FTR-MCI | | |
| 657 | C-HLA | 715 | VZ-ABS | 773 | A-TCG | 835 | V-NXT | 893 | E-BVE | 951 | NPN-HSO | 1009 | F-LAC | | |
| 658 | SP-HLA | 716 | VZ-SPR | 774 | MP-TCG | 836 | NXT-TCG | 894 | B-NG | 952 | TCA-MCI | 1010 | A-FTR | | |
| 659 | SF-HLA | 717 | VZ-COB | 775 | J-TCG | 837 | NXT-ICG | 895 | E-NPN | 953 | A-NPN | 1011 | MOB-HLA | | |
| 660 | ATS-HLA | 718 | F-VZ | 776 | B-TCG | 838 | M-ABS | 896 | M-NPN | 954 | TCA-NPN | 1012 | M-EXT | | |
| 661 | UP-HLA | 719 | PG(S)-VZ | 777 | TCG-ATS | 839 | MCI-T | 897 | NPN-HLA | 955 | VZ-EXT | 1013 | NG-MOB | | |
| | Accounts no longer in use. | | | | | | | | | | | | | | |
| | Non Member | | | | | | | | | | | | | | |

(Revised January 2025)

PRELIMINARY JOINT POLE AUTHORIZATION ILLUSTRATIONS

21. Joint Pole Forms Illustrations

The following pages are included in the Routine to show how a Preliminary Joint Pole Authorization and Form 7 are to be made when representative sections and paragraphs of the Routine are applicable to the work being done. All of the poles

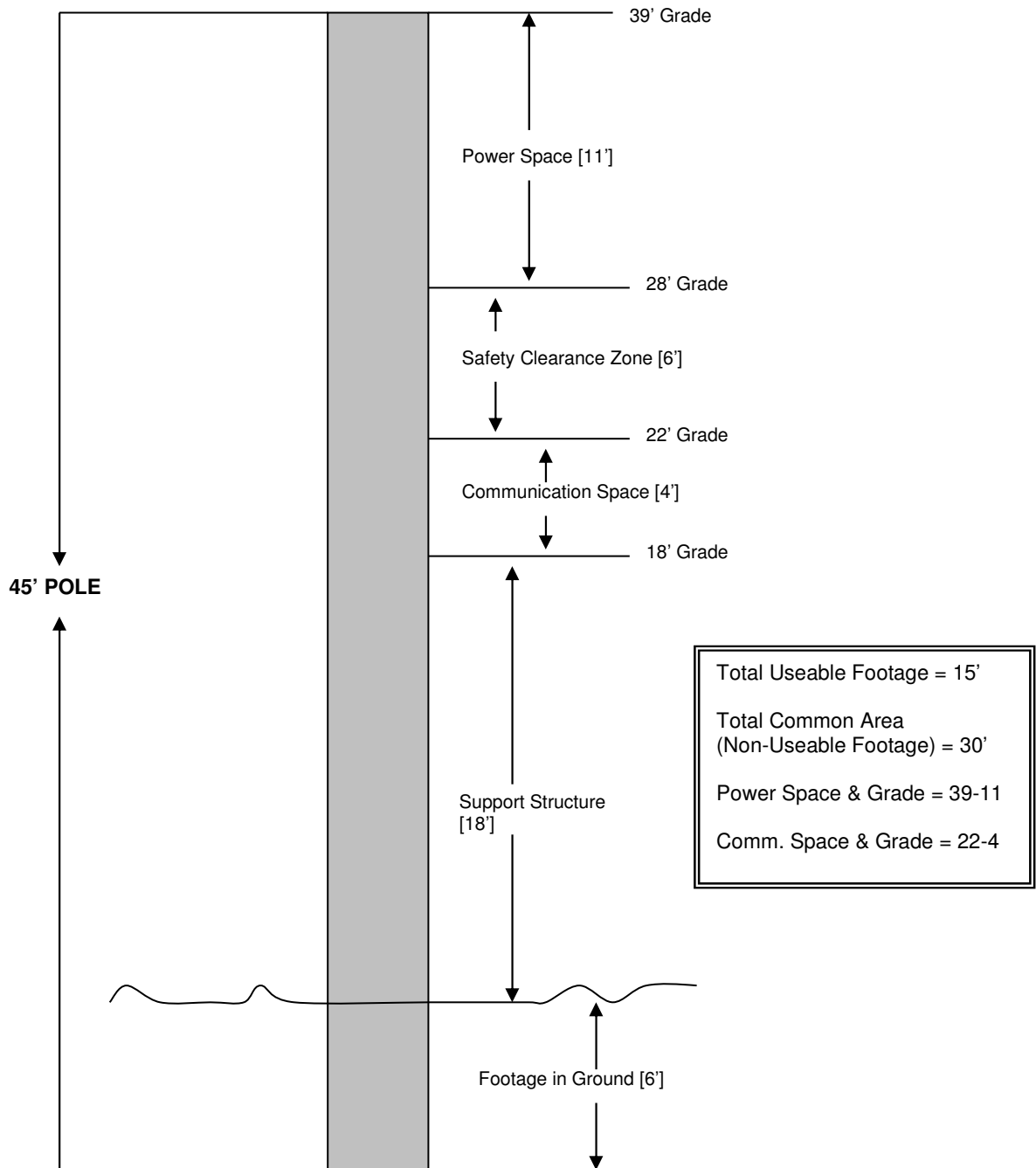
referred to, the work being done, and the sections under which it is being done would obviously not appear on one Joint Pole Authorization as shown here. These are for reference only and they illustrate by section numbers the more frequently used sections of the Routine.

21-A

DIAGRAMS

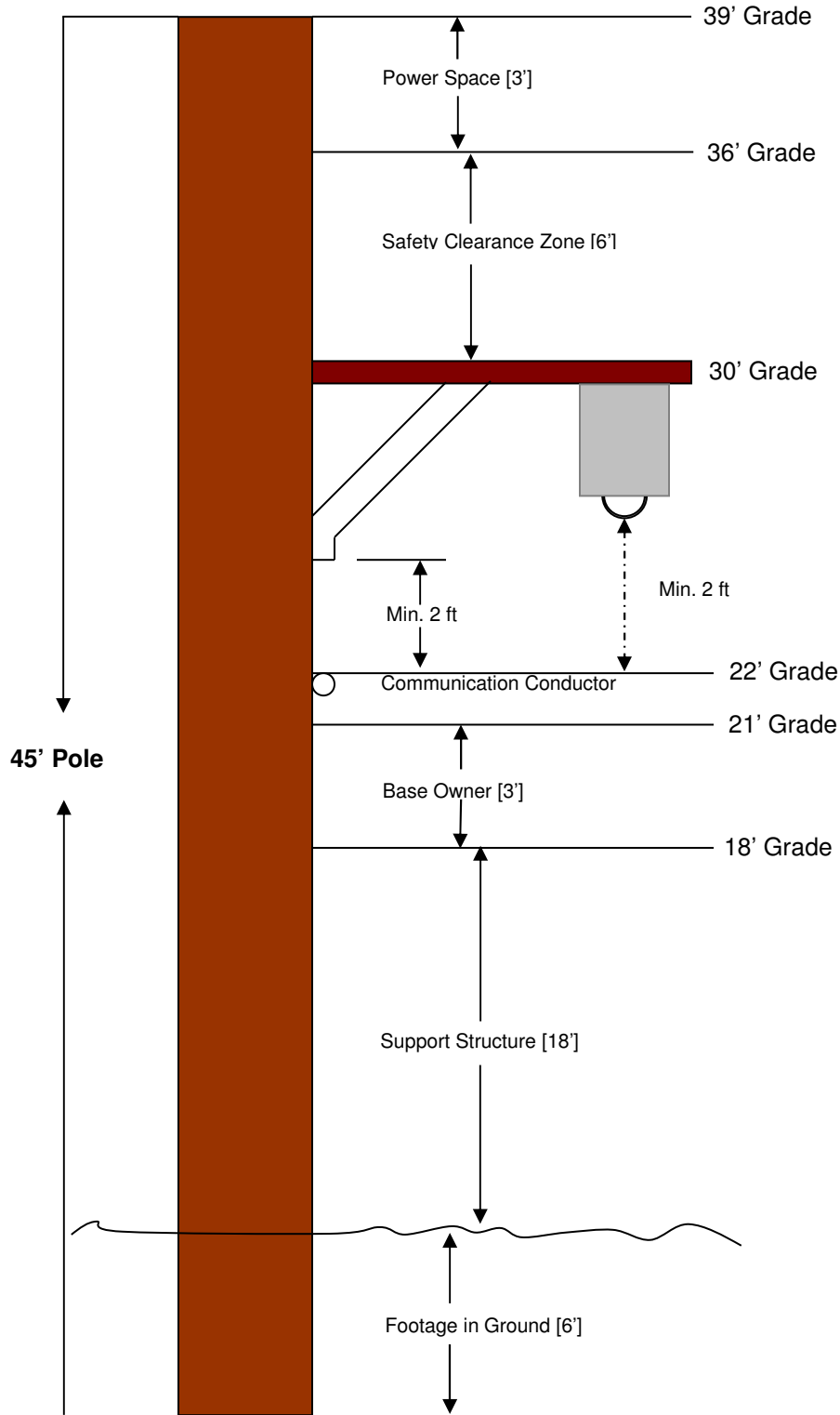
POLE SPACE ALLOCATION EXAMPLE A1

This example shows a 45' pole with space allocated per the Chart in Section 16 of this Routine Handbook. For purposes of this example, there is one power Member and one communication Member involved on the pole. The power Member is the base owner of the pole, and the communication Member owns 4' of useable space on the pole.



POLE SPACE ALLOCATION EXAMPLE A2

This diagram shows a 45' pole with an antenna space allocation. For purposes of this example there is one power Member, one communication Member and one wireless Member involved on the pole. Power Member is the base owner. The utility placing the antenna must purchase space to include 2' Antenna SCZ.

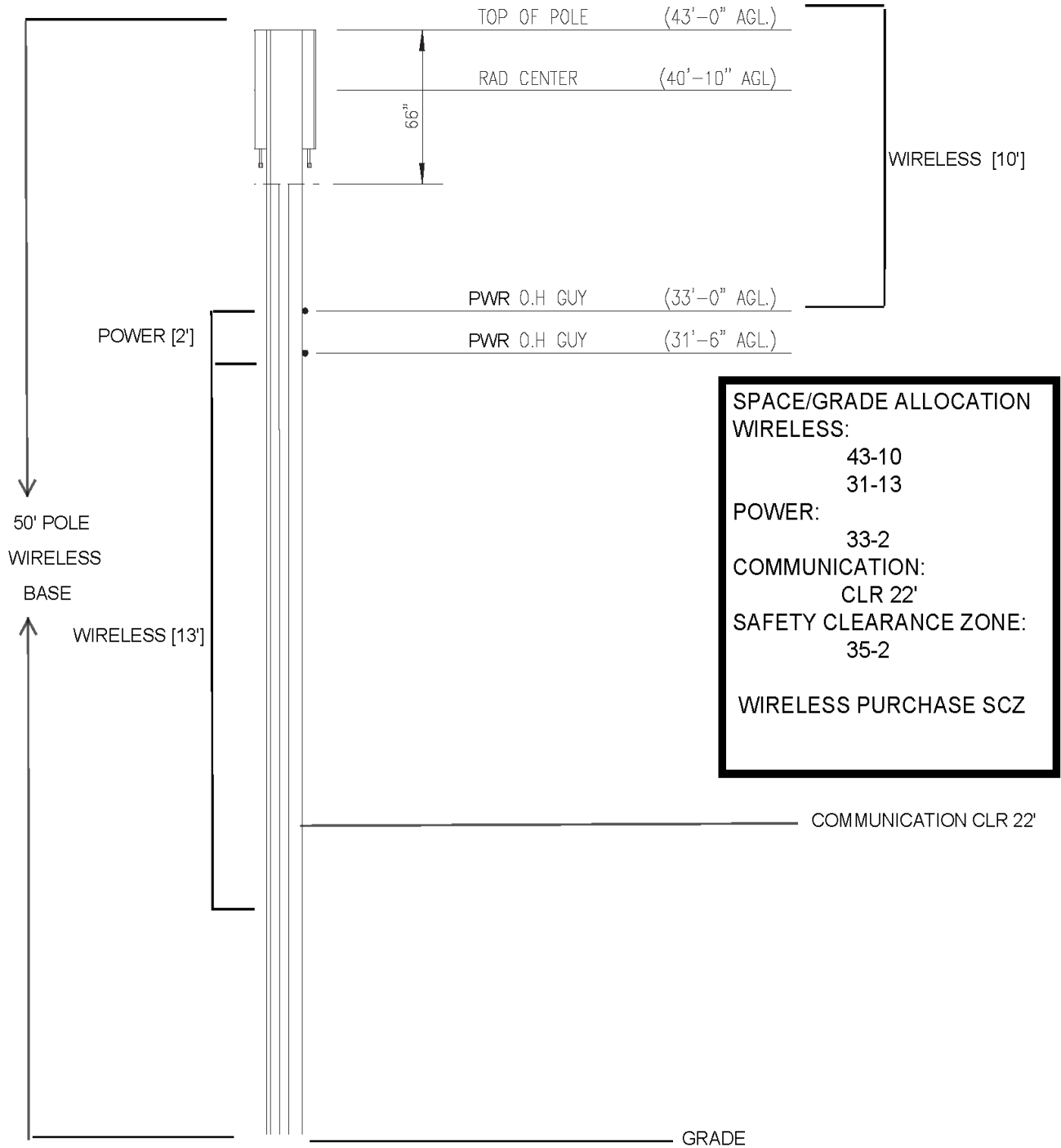


| Space/Grade Allocation | |
|-----------------------------|---------------|
| Power: | 39-3 21-3 |
| Wireless: | 30-8 |
| Communication: | 22-1 |
| Safety Clearance: | 36-6 24-2* |
| *Purchased by Antenna Owner | |

(Revised June 2023)

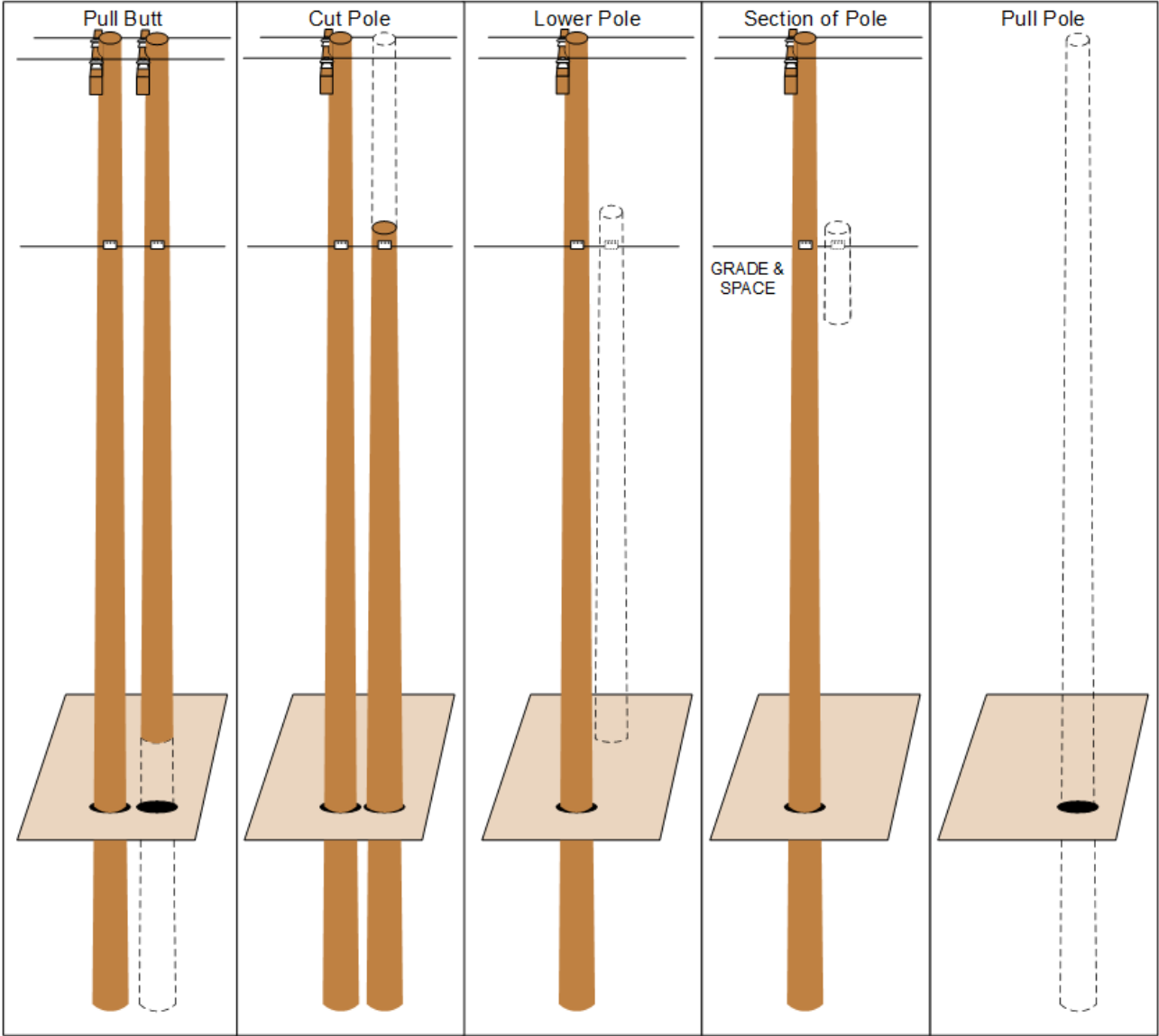
POLE TOP ANTENNA SPACE ALLOCATION EXAMPLE A3

This example shows a 50' pole with a pole top antenna. The space is allocated per the chart in Section 16 of this Routine Handbook. For the purposes of this example, there is one power Member and one wireless Member. The wireless Member is the base owner.



FOR DEMONSTRATIVE PURPOSES ONLY

Pulling Routine Diagram
EXAMPLE A4



(Added April 2018)

21-B

**JOINT POLE
AUTHORIZATIONS**

**All types except pole
replacement**

PRELIMINARY JOINT POLE AUTHORIZATION EXAMPLE B1

- (1) When placing a pole to be used exclusively for guying, show "guy" in proposed column. Proposed ownership for poles used exclusively for guying is proportional (see Section 12.1).
- (2) Specific grade and space must be recorded (see Sections 16.1 & 16.2).
- (3) Example of communication Member relinquishing interest in a pole and transferring its tenant to the power Member. (see Section 17.0).
- (4) **Date prepared** is the date the Form 2 Preliminary Joint Pole Authorization is initially prepared. The **date sent** on the Form 2 Final shall be the same as shown on the Form 2 Preliminary Joint Pole Authorization. The **confirming agreement date** is the date the agreement is made (in field or by telephone). The **construction start date** is the date that construction is estimated to start. (See Sections 18.1-A and 18.2)
- (5) Issuing Member enters code letters of all parties involved (see Section 20.1).
- (6) Shows approval of Joint Pole Authorization (see Section 18.1)
- (7) Show location (City or County) of each representative's office.
- (8) Joint Pole Authorization number is assigned by issuing Member. The Joint Pole Authorization number shall begin with the Initiator's Member code and can have a maximum of 23 alpha or numeric characters only. The only exceptions are blank spaces or hyphens within the 23 maximum character count. If the Form 2 is revised, characters like RO1 or COR are not included in the maximum 23-character count for the F2 name (Revised March 2021).
- (9) Member specific accounting data is entered by each Member.
- (10) The pole number, year set, and treatment columns may be left blank for all proposed poles until work is completed unless this data is available in advance. In lieu of pole number, show a stake number.
- (11) Show anchor size (diameter of rod), its year set (if required), and direction immediately below pole to which it refers (see Section 12.3).

AUTHORIZATION FOR JOINT POLE TRANSACTION J.P. FORM 2-1 Preliminary 1/95

This authorization is in accordance with Joint Pole Agreement and Routine. The undersigned have agreed on joint work as specified hereon.

Date Prepared: 01/01/05
 Date Sent: 01/05/05
 Confirming Agreement: 1/4/2005
 In Field: By Telephone:
 Est. Const. Start: 02/20/05
 No. of Pages: 1
 J.P. Auth. No.: U1-3456
 J.P. Number: 8

| UTILITY | REPRESENTATIVE | DISTRICT-DIVISION-EXCHANGE | APPROVED | TAXING INSTRUCTIONS | ACCOUNTING DATA |
|---------|----------------|----------------------------|----------|---------------------|-----------------|
| U1 | JONES | CENTRAL | J. BROWN | ALHAMBRA | 510-2345 |
| U2 | JOHNSON | PASADENA | M. SMITH | PASADENA | W02345-51120 |

| POLE NO. | Pole Length Anchor Size | Year Set | Pole Treat Anchor Direct. | Record | | Proposed | | Item No. | LOCATION AND NATURE OF WORK <small>If not in accordance with Joint Pole agreement and routine-state reasons.</small> |
|----------|----------------------------|----------|------------------------------|--------|------|----------|---------|----------|---|
| | | | | U1 | U2 | U1 | U2 | | |
| | | | | 16KV | C | 16KV | C | | U1 TO PLACE SEC 3.1 |
| 1234-U1 | 30 | 05 | FT | | | GUY .50 | GUY .50 | | SAN BRUNO S/S 26' W/O BROADWAY |
| | 1" | 05 | E | | | .50 | .50 | 111B | |
| 2345-U1 | 50 | 05 | FT | | | 43-13 | 24-4 | | 1 ST ST N/E COR/O MAIN ST |
| | | | | | | 20-2 | | | |
| 3456-U2 | 45 | 74 | FT | 39-9 | 24-6 | ALL | | | U2 TO RELINQ SEC 5.1A, 5.1B & 17.0 |
| | | | | TN24 | | TN | | | SPRING ST PL/S 80' N/O 2 ND ST |

POLE LEGEND:
 L = LOWER CUT
 P = PULL
 PB = PULL BUSH
 I = INSULATOR
 S = SADDLE
 U = UNSURE
 IN = INVERT

ANCHOR LEGEND:
 AK = ANKURKAWAN REMUEVEL
 AI = ANKURKAWAN INKURKAWAN

SHOW QUANTITY of Items to be billed in the Column of Party to be Paid.

GEOGRAPHICAL LOCATION
 ALHAMBRA
 COMMUNITY

VPIJP-03

(Revised April 2013)

PRELIMINARY JOINT POLE AUTHORIZATION EXAMPLE B2

(1) Billing for maintenance items is based on footage owned (useable and common/non-useable); therefore, indicate which Member performs the work by the numeral one, rather than a fraction.

(2) Items not dependent upon pole height are shared equally, indicated by a fraction. The quantity of items involved is shown within parentheses.

(3) List items to be rearranged in order to provide additional space for existing joint owner.

AUTHORIZATION FOR JOINT POLE TRANSACTION

J.P. FORM 2-1 Preliminary 1/95

This authorization is in accordance with Joint Pole Agreement and Routine. The undersigned have agreed on joint work as specified hereon.

Date Prepared 1/1/2005

Date Sent 1/5/2005 Confirming Agreement 1/4/2005 In Field By Telephone Est. Const. Start 2/20/2005 No. of Pages 1 J.P. Auth. No. U1-3456

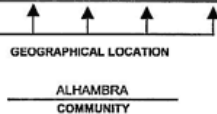
| UTILITY | REPRESENTATIVE | DISTRICT-DIVISION-EXCHANGE | APPROVED | TAXING INSTRUCTIONS | ACCOUNTING DATA |
|---------|----------------|----------------------------|----------|---------------------|-----------------|
| U1 | JONES | CENTRAL | J. BROWN | ALHAMBRA | 510-2345 |
| U2 | JOHNSON | PASADENA | M. SMITH | PASADENA | W02345-51120 |
| | | | | | |
| | | | | | |

| POLE NO. | Pole Length Anchor Size | Year Set | Pole Treat Anchor Direct. | Record | | Proposed | | Item No. | LOCATION AND NATURE OF WORK If not in accordance with Joint Pole agreement and routine-state reasons. |
|----------|----------------------------|----------|------------------------------|--------|------|----------|------|----------|--|
| | | | | U1 | U2 | U1 | U2 | | |
| | | | | 16KV | C | 16KV | C | | U1 TO STRAIGHTEN SEC 10.2 & BREAST BLK 1 |
| 3012-U1 | 50 | 70 | FT | 43-13 | 24-6 | 43-13 | 24-6 | | 4 TH ST A/N N/S 21' E/O GOOD AV 2 |
| | | | | | | 1 | | 4 | 3 |
| | | | | | | ½(1) | | 116A | 4 |
| | | | | | | | | | U2 TO PURCHASE SEC 4.0 U1 REARRANGE 10.5A 5 |
| 3013-U1 | 45 | 88 | G | 39-11 | 22-4 | 39-9 | 24-6 | | SCOTT AV 500' W/O RYE CYN 6 |
| | | | | | | 1 | | 20A | 7 |
| | | | | | | | | | 8 |
| | | | | | | | | | 9 |
| | | | | | | | | | 10 |
| | | | | | | | | | 11 |
| | | | | | | | | | 12 |
| | | | | | | | | | 13 |

POLE LEGEND:
 P = PULL
 PB = PULL BUT I
 1 = TRANSFERRED
 S = SALVAGE
 U = DISPOSE
 IN = TRANSFER

ANCHOR LEGEND:
 AK = ANCHOR/ARM REMOVED
 AT = ANCHOR/ARM TRANSFERRED

Show Usability of Items to be billed in the Column of Party to be Paid.



VPI/J.P.-03

PRELIMINARY JOINT POLE AUTHORIZATION UNAUTHORIZED ATTACHMENT EXAMPLE B4

- | | |
|--|--|
| <p>(1) This transaction shows U2 purchasing an unauthorized attachment.</p> <p>(2) Use Section 4.1.</p> <p>(3) Show general geographical location of the pole as related to cities or towns.</p> <p>(4) Show the unauthorized attachment in parenthesis on the Record side of the JPA.</p> | <p>(5) Record purposes only (RPO).</p> <p>(6) Form 48 can be sent at the same time as the JPA.</p> <p>(7) Final bill after 45 days from the Date Sent.</p> |
|--|--|

J.P. FORM 2-1 Rev 07/20

Preliminary

AUTHORIZATION FOR JOINT POLE TRANSACTION

This authorization is in accordance with Joint Pole Agreement and Routine. The undersigned have agreed on joint work as specified heron.

SCJPC USE ONLY

PAGE NO. 1 OF 1

| | | | | | | | |
|---------------|-----------|----------------------|----------|----------|----------------|-----------------------------------|---------|
| Date Prepared | 1/11/2024 | By In Field | By Phone | By Email | Date Completed | Estimated Construction Start Date | 5 JPA |
| Date Sent | 1/11/2024 | Confirming Agreement | | | RPO | Auth. No. | U1-3460 |

| UTILITY | REPRESENTATIVE | PHONE NUMBER/EMAIL | DISTRICT-DIVISION-EXCHANGE | APPROVED | ACCOUNTING DATA |
|---------|----------------|--------------------|----------------------------|----------|-----------------|
| U1 | JONES | 555-123-4567 | LOS ANGELES | JONES | 5577303 |
| U2 | JOHNSON | JJ@U2.COM | LOS ANGELES | JOHNSON | A403 |
| | | | | | |
| | | | | | |
| | | | | | |
| | | | | | |
| | | | | | |
| | | | | | |
| | | | | | |

| POLE NO. | Pole Length Anchor Size | Year Det | Pole Class Anchor Direct | Record | | | | Proposed | | | | Item No. | LOCATION AND NATURE OF WORK <small>If not in accordance with Joint Pole agreement and routine-state reasons.</small> | | |
|----------|----------------------------|----------|-----------------------------|--------|--------|--|--|----------|----|------|------|----------|---|--|----|
| | | | | U1 | U2 | | | U1 | U2 | | | | | | |
| | | | | | L | | | | | L | | | | U2 TO PURCHASE SECTION 4.1 2 | 1 |
| 3053U1 | 45 | 2022 | FT 3 | 100 | (24-1) | | | | | 39-9 | 24-1 | | | PASEO DEL MAR RD 49' E/O WEYMOUTH AVE | 2 |
| | | | | | | | | | | 23-5 | | | | | 3 |
| | | | | | | | | | | | | | | | 4 |
| | | | | | | | | | | | | | | | 5 |
| | | | | | | | | | | | | | | | 6 |
| | | | | | | | | | | | | | | | 7 |
| | | | | | | | | | | | | | | | 8 |
| | | | | | | | | | | | | | | | 9 |
| | | | | | | | | | | | | | | | 10 |
| | | | | | | | | | | | | | | | 11 |
| | | | | | | | | | | | | | | | 12 |
| | | | | | | | | | | | | | | | 13 |

POLE LEGEND:
 L = LOWER TOP (Item SE)
 P = PULL (Item SA)
 PB = PULL BUTT
 T = TRANSPORT (Item SB)
 C = SALVAGE
 D = DISPOSE (Item ST)
 TN = TENANT

ANCHOR/ARM LEGEND:
 AR = ANCHOR/ARM REMOVED
 AT = ANCHOR/ARM TRANSFERRED

Show Quantity of Items to be billed in the Column of Party to be Paid.

GEOGRAPHICAL LOCATION
 SAN PEDRO 3
 COMMUNITY

FORM 48 SENT _____

(October 2024)

PRELIMINARY-JOINT POLE AUTHORIZATION EXAMPLE B6

- 1) This transaction shows U1 purchasing and placing a Pole Top Extension (PTX)
- 2) Indicate proper section of Routine to reflect work being done.
- 3) Show general geographical location of the pole as related to cities or towns.
- 4) Show voltage on poles in accordance with Section 16.3. Appropriate symbols must be shown wherever necessary to reflect voltage changes.

Refer to Billing Directives 2.7 J

AUTHORIZATION FOR JOINT POLE TRANSACTION J.P. FORM 2-1 Preliminary 1/95

Date Prepared 1/8/2008 This authorization is in accordance with Joint Pole Agreement and Routine. The undersigned have agreed on joint work as specified hereon.

Date Sent 1/8/2008 Confirming Agreement _____ In Field By Telephone Est. Const. Start 2-2-08 No. of Pages 1 J.P. Auth.No. U3-3458

| UTILITY | REPRESENTATIVE | DISTRICT-DIVISION-EXCHANGE | APPROVED | TAXING INSTRUCTIONS | ACCOUNTING DATA |
|---------|----------------|----------------------------|----------|---------------------|-----------------|
| U1 | JONES | LOS ANGELES | JONES | LOS ANGELES | 5577303 |
| U2 | JOHNSON | LOS ANGELES | JOHNSON | LOS ANGELES | A403 |
| U3 | WHITE | LOS ANGELES | WHITE | LOS ANGELES | LA062-01 |

| POLE NO. | Pole Length Anchor Size | Year Set | Pole Treat Anchor Direct. | Record | | | Proposed | | | Item No. | LOCATION AND NATURE OF WORK <small>If not in accordance with Joint Pole agreement and routine-state reasons.</small> | |
|----------|----------------------------|----------|------------------------------|--------|------|--|------------|---------|---------|--|---|--|
| | | | | U2 | U3 | | 16KV U1 | C U2 | C U3 | | | |
| | | | | | | | | | | U1 TO PURCHASE INTEREST, PLACE PTX SEC 4.0, 14.5 | 1 | |
| | | | | | | | | | | | 2 | |
| 3053-U2 | 45 | 02 | FT | 39-9 | 30-7 | | 39-3 | 36-6 | 30-7 | PASEO DEL MAR RD 49' E/O WEYMOUTH AVE | 3 | |
| | | | | | 23-5 | | PTX 10' | 23-5 | | | 4 | |
| | | | | | | | | | | | 5 | |
| | | | | | | | | | | | 6 | |
| | | | | | | | | | | | 7 | |
| | | | | | | | | | | | 8 | |
| | | | | | | | | | | | 9 | |
| | | | | | | | | | | | 10 | |
| | | | | | | | | | | | 11 | |
| | | | | | | | | | | | 12 | |
| | | | | | | | | | | | 13 | |

POLE LEGEND:
 L = LOWER CUT
 P = PULL
 PB = PULL BUTT
 T = TRANSPORT
 S = SALVAGE
 D = DISPOSE
 TN = TENANT

ANCHOR LEGEND:
 AR = ANCHOR REMOVED
 AT = ANCHOR TRANSFERRED

↑ ↑ ↑ ↑ ↑

GEOGRAPHICAL LOCATION

SAN PEDRO COMMUNITY

Show Quantity of Items to be billed in the Column of Party to be Paid.

(Revised January 2009)

PRELIMINARY JOINT POLE AUTHORIZATION TOPPING AND RETAINING INTEREST IN POLE EXAMPLE B9

- (1) Date prepared, Date Sent.
- (2) Joint Pole Authorization Number. The Joint Pole Authorization Number shall begin with the current member's code.
- (3) Header Information.
- (4) Pole Record Information, show current height in parenthesis and new height above.
- (5) Proposed Information, show # of feet to be cut and new grade and space.
- (6) Use Section 5.2.
- (7) Community.

AUTHORIZATION FOR JOINT POLE TRANSACTION J.P. FORM 2-1 Preliminary 1/95

Date Prepared 9/19/2016 1 This authorization is in accordance with Joint Pole Agreement and Routine. The undersigned have agreed on joint work as specified hereon. 2

Date Sent 10/21/2016 Confirming Agreement In Field By Telephone Est. Const. Start No. of Pages 1 J.P. Auth.No. E60XX-XXXXXXXX

| UTILITY | REPRESENTATIVE | DISTRICT-DIVISION-EXCHANGE | APPROVED | TAXING INSTRUCTIONS | ACCOUNTING DATA |
|---------|----------------|----------------------------|-----------|---------------------|-----------------------|
| U1 | J BINKERD | SANTA BARBARA | TIM DAVIS | GOLETA | TD1169139 2 QD 700198 |
| U2 | TOM MATTSON | | | | |

| POLE NO. | Pole Length Anchor Size | Year Set | Pole Trf Class Anchor Direct. | Record | | | | Proposed | | | | Item No. | LOCATION AND NATURE OF WORK <small>If not in accordance with Joint Pole agreement and routine-state reasons.</small> |
|----------|----------------------------|----------|-------------------------------------|---------------|------|------|----|--------------|------|------|--|----------|---|
| | | | | 16KV U1 | U2 | U3 | U3 | 16KV U1 | U2 | U3 | | | |
| 4499519E | 40 (50) | 2015 | FT CL2 | 43-13 20-2 | 24-4 | 20-1 | | C-10 34-4 | 24-4 | 20-1 | | 1 | E TO TOP POLE, SEC 5.2 6 |
| | | | | | | | | 20-2 | | | | 2 | MARPOSA DR W/S 601' N/O LILAC DR |
| | | | | | | | | | | | | 3 | CREW TO CUT 10' OF EXISTING 50' POLE DUE TO VIEW OBSTRUCTION |
| | | | | | | | | | | | | 4 | |
| | | | | | | | | | | | | 5 | |
| | 3/4" | 64' | W | 0.50 | | 0.50 | | | | | | 6 | |
| | | | | | | | | | | | | 7 | |
| | | | | | | | | | | | | 8 | |
| | | | | | | | | | | | | 9 | |
| | | | | | | | | | | | | 10 | |
| | | | | | | | | | | | | 11 | |
| | | | | | | | | | | | | 12 | |
| | | | | | | | | | | | | 13 | |

POLE LEGEND: L = LOWER TOP (Item 5E)
P = PULL (Item 5A) C(XX) = FOOTAGE CUT
PB = PULL BUTT SCZ = SAFETY CLEARANCE ZONE
T = TRANSPORT (Item 5B)
S = SALVAGE
D = DISPOSE (Item 5D)
TN = TENANT

ANCHOR/ARM LEGEND:
AR = ANCHOR/ARM REMOVED
AT = ANCHOR/ARM TRANSFERRED

Show Quantity of Items to be billed in the Column of Party to be Paid.

GEOGRAPHICAL LOCATION
SANTA BARBARA
COMMUNITY 7

(Added March 2017)

PRELIMINARY JOINT POLE AUTHORIZATION TEMPORARY ATTACHMENT EXAMPLE B10

- | | |
|---|---|
| <p>(1) Date prepared, Date Sent.</p> <p>(2) Confirming Agreement Date, if made by Telephone or In Field.</p> <p>(3) Estimated Construction Start Date.</p> <p>(2) Joint Pole Authorization Number. The Joint Pole Authorization number shall begin with the current member's code.</p> <p>(3) Header Information.</p> | <p>(4) Pole Record Information.</p> <p>(5) Proposed Information.</p> <p>(6) Use Section 14.6.</p> <p>(7) Estimate Date of Temporary Attachment must be shown.</p> <p>(8) Community.</p> |
|---|---|

AUTHORIZATION FOR JOINT POLE TRANSACTION J.P. FORM 2-1 Preliminary 1/95

Date Prepared 2/14/05 1 This authorization is in accordance with Joint Pole Agreement and Routine. The undersigned have agreed on joint work as specified hereon. 4

Date Sent 2/14/05 Confirming Agreement In Field By Telephone Est. Const. Start 4/17/05 2 No. of Pages 1 3 J.P. Auth.No. U2-2345

| UTILITY | REPRESENTATIVE | DISTRICT-DIVISION-EXCHANGE | APPROVED | TAXING INSTRUCTIONS | ACCOUNTING DATA |
|---|----------------|----------------------------|----------|---------------------|-----------------|
| U1 | JONES | CENTRAL | J. BROWN | ALHAMBRA | 510-2345 |
| U2 | JOHNSON | PASADENA | M. SMITH | PASADENA | WO2345-51120 |
| 5 | | | | | |

| POLE NO. | Pole Length Anchor Size | Year Set | Pole Treat Anchor Direct. | Record | | Proposed | | Item No. | LOCATION AND NATURE OF WORK <small>If not in accordance with Joint Pole agreement and routine-state reasons.</small> |
|----------|-------------------------------|-------------|------------------------------------|--------|----|----------|-------------|-------------|---|
| | | | | U1 | U2 | U1 | U2 | | |
| 5678-U1 | 45 | 91 | FT | L | | L | | 1 | U2 MAKE TEMP ATTACHMENT SEC 14.6 |
| | | | | 100 | | 100 | TEMP 24' | | 2 |
| | | | | | | | | 3 | |
| | | | | | | | | | 4 |
| | | | | | | | | 5 | |
| | | | | | | | | | 6 |
| | | | | | | | | 7 | |
| | | | | | | | | | 8 |
| | | | | | | | | 9 | |
| | | | | | | | | | 10 |
| | | | | | | | | 11 | |
| | | | | | | | | | 12 |
| | | | | | | | | 13 | |

6 7 8 9 10

POLE LEGEND:
 P = PULL
 PB = PULL BUI I
 I = HANGSPUKI
 S = SALVAGE
 U = USEFUSE
 IN = ISNANI

L = LOWER CUT
 GJAJY POUJAGE UUI
 SGCZ = SAKETIY CLEANANCE ZONE

ANCHOR LEGEND:
 AK = ANCHURKAM REMOVED
 AI = ANCHURKAM TRANSFERRED

Show Quantity of Items to be billed in the Column of Party to be Paid.

↑ ↑ ↑ ↑ ↑
 GEOGRAPHICAL LOCATION
 ALHAMBRA
 COMMUNITY 10

VP/J.P.-03

(Revised April 2013)

PRELIMINARY JOINT POLE AUTHORIZATION CLASS C PLACEMENT SHOWING ADEQUATE SAFETY CLEARANCE IN FIELD EXAMPLE B11

(1) This transaction shows U3 purchasing to place a C-Class cable on poles jointly owned by U1 and U2. The proposed space/grade is less than shown in Section 16.1B. Per field conditions, the required physical clearance separation is present.

(2) Notes are included within LOCATION AND NATURE OF WORK, to specify the actual field height attachments to confirm compliance with GO95 clearance requirements.

AUTHORIZATION FOR JOINT POLE TRANSACTION

J.P. FORM 2-1 Preliminary 1/95

Date Prepared 1/1/2020 This authorization is in accordance with Joint Pole Agreement and Routine. The undersigned have agreed on joint work as specified hereon.

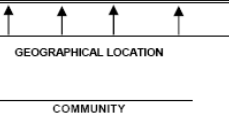
Date Sent 1/2/2020 Confirming Agreement In Field By Phone By Email Est. Const. Start No. of Pages 1 J.P. Auth. No. U3-12345

| UTILITY | REPRESENTATIVE | PHONE NUMBER OR EMAIL | DISTRICT-DIVISION-EXCHANGE | APPROVED | ACCOUNTING DATA |
|---------|----------------|-----------------------|----------------------------|------------|-----------------|
| U1 | Jane Doe | | | | |
| U2 | John Doe | | | | |
| U3 | Jack Johnson | 555-555-5555 | Los Angeles | J. Jackson | REF111111 |

| POLE NO. | Pole Length Anchor Size | Year Set | Pole Trk Class Anchor Direct. | Record | | | Proposed | | | Item No. | LOCATION AND NATURE OF WORK <small>If not in accordance with Joint Pole agreement and routine-state reasons.</small> |
|-----------|----------------------------|----------|-------------------------------------|--------|-----|--|----------|---------|--------|----------|---|
| | | | | U1 | U2 | | U1 | U2 | U3 | | |
| | | | | 16KV | C | | 16KV | C | C | | U3 PURCH SEC 4.0 1 |
| 123456-U1 | 50 | 65 | FT | | 27' | | 43 - 10 | 27 - 9 | 28 - 1 | | LARGEWOOD AVE N/S 10' W/O FRANCE ST 2 |
| | | | | | | | | | | | 6' SCZ = SECONDARY @ 33'10" - U3 @ 27'6" 3 |
| | | | | | | | | | | | 2 4 |
| | | | | 16KV | C | | 16KV | C | C | | U3 PURCH SEC 4.3, PL GA SEC 19.2 5 |
| 56789-U1 | 50 | 65 | FT | | 29' | | 43 - 10 | 29 - 11 | 30 - 1 | | LARGEWOOD AVE N/S 75' W/O FRANCE ST 6 |
| | | | | | | | | | | | 4' SCZ = SECONDARY @ 33'10" - U3 W/ GA @ 29'4" 7 |
| | | | | | | | | | | | 1 8 |
| | | | | | | | | | | | 9 |
| | | | | | | | | | | | 10 |
| | | | | | | | | | | | 11 |
| | | | | | | | | | | | 12 |
| | | | | | | | | | | | 13 |

POLE LEGEND: L = LOWER TOP (Item 5E)
P = PULL (Item 5A) C(XX) = FOOTAGE CUT
PB = PULL BUTT SCZ = SAFETY CLEARANCE ZONE
T = TRANSPORT (Item 5B) Show quantity of items to be billed in the Column of Party to be Paid.
S = SALVAGE
D = DISPOSE (Item 5D)
TN = TENANT

ANCHOR/ARM LEGEND:
AR = ANCHOR/ARM REMOVED
AT = ANCHOR/ARM TRANSFERRED



VP/J.P.-03
Rev. Oct 2017

(Added May 2019)

21-C

**JOINT POLE
AUTHORIZATIONS**

Pole Replacements

PRELIMINARY JOINT POLE AUTHORIZATION BILLING NOTE FOR JPA'S LISTING A POLE ON A PENDING JPA EXAMPLE C3

- (1) This transaction shows a JPA that shows a pole already listed on a pending JPA.
- (2) For this transaction, U3 will list the pending U1 JPA in the "Location and Nature of Work", to BILL FIRST.
- (3) U3 must list the "Proposed side" of U1-987123 as the "record side" of JPA U3-123-456.

AUTHORIZATION FOR JOINT POLE TRANSACTION J.P. FORM 2-1 Preliminary 1/95

This authorization is in accordance with Joint Pole Agreement and Routine. The undersigned have agreed on joint work as specified hereon.

Date Prepared 8/17/2021 Date Sent 8/17/2021 Confirming Agreement _____

In Field By Telephone Est. Const. Start _____

No. of Pages 1 J.P. Auth.No. U3-123-456

| UTILITY | REPRESENTATIVE | DISTRICT-DIVISION-EXCHANGE | APPROVED | TAXING INSTRUCTIONS | ACCOUNTING DATA |
|---------|----------------|----------------------------|----------|---------------------|-----------------|
| U1 | JONES | LOS ANGELES | JONES | LOS ANGELES | 5577303 |
| U2 | JOHNSON | LOS ANGELES | JOHNSON | LOS ANGELES | A403 |
| U3 | SMITH | LOS ANGELES | SMITH | LOS ANGELES | 12345 |

| POLE NO. | Pole Length Anchor Size | Year Set | Pole Tr Class Anchor Direct. | Record | | | Proposed | | | Item No. | LOCATION AND NATURE OF WORK <small>If not in accordance with Joint Pole agreement and routine-state reasons.</small> | |
|----------|----------------------------|----------|------------------------------------|--------|------|--|----------|------|------|----------|---|----|
| | | | | U1 | U2 | | U1 | U2 | U3 | | | |
| | | | | L | | | L | | | | U1 TO REPLACE POLE FOR BENEFIT OF U3 SEC 7.3, 10.8 | 1 |
| 1234U1 | 45 | 14 | FT | 39-9 | 24-6 | | PTD | | | | DREAM RD S/S 212' W/O ONE WAY | 2 |
| | | | CL-3 | | | | | | | | | 3 |
| | | | | | | | 1 | 1 | | 83 | U3 TO PAY U1 & U2 FOR TRANSFER | 4 |
| | | | | | | | | | | | | 5 |
| 5678U1 | 50 | 21 | FT | | | | 43-13 | 23-5 | 24-1 | | DREAM RD S/S 211' W/O ONE WAY | 6 |
| | | | | | | | | | | | | 7 |
| | | | | | | | | | | | U1-987123 TO BILL FIRST | 8 |
| | | | | | | | | | | | | 9 |
| | | | | | | | | | | | | 10 |
| | | | | | | | | | | | | 11 |
| | | | | | | | | | | | | 12 |
| | | | | | | | | | | | | 13 |

POLE LEGEND: L - LOWER TOP (Item 5E)
P - PULL (Item 5A) C(XX) - FOOTAGE CUT
PB - PULL BUTT SCZ - SAFETY CLEARANCE ZONE
T - TRANSPORT (Item 5B)
S - SALVAGE ANCHOR/ARM LEGEND:
D - DISPOSE (Item 5D) AR - ANCHOR/ARM REMOVED
TN - TENANT AT - ANCHOR/ARM TRANSFERRED

↑ ↑ ↑ ↑ ↑
GEOGRAPHICAL LOCATION
NEVERLAND
COMMUNITY

Show Quantity of Items to be billed in the Column of Party to be Paid.

VP/J.P.-03
Rev. Jul 2013

(Added February 2022)

PRELIMINARY JOINT POLE AUTHORIZATION CUT AND KICK REPLACEMENT OF A POLE WITH A WIRELESS ANTENNA EXAMPLE C4

This transaction is an antenna pole replacement in the same hole.

- (1) This transaction is a cut & kick pole where U1 will pull the butt and U3 will lower, transport and dispose.
- (2) Indicate proper section of routine to reflect work being done. Note: Section 7.4 & 7.15 are not stand-alone sections, must be used in conjunction with section identifying reason for replacement.
- (3) Item 19A, B or C must be used when using section 7.4, unless it is for the sole benefit of the setting member.
- (4) List authorized costs as applicable.
- (5) Replacement poles must be G.O.95, Rule 94 compliant.

AUTHORIZATION FOR JOINT POLE TRANSACTION

J.P. FORM 2-1 Preliminary 1/95

Date Prepared 5/6/2016 This authorization is in accordance with Joint Pole Agreement and Routine. The undersigned have agreed on joint work as specified hereon.

Date Sent 5/29/2016 Confirming Agreement In Field By Telephone Est. Const. Start 6/29/2016 No. of Pages J.P. Auth.No. U3-34578

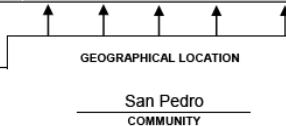
| UTILITY | REPRESENTATIVE | DISTRICT-DIVISION-EXCHANGE | APPROVED | TAXING INSTRUCTIONS | ACCOUNTING DATA |
|---------|----------------|----------------------------|----------|---------------------|-----------------|
| U1 | JONES | LOS ANGELES | JONES | LOS ANGELES | 55773034 |
| U2 | JOHNSON | LOS ANGELES | JOHNSON | LOS ANGELES | A4035 |
| U3 | WHITE | LOS ANGELES | WHITE | LOS ANGELES | LA062-016 |
| | | | | | |

| POLE NO. | Pole Length Anchor Size | Year Set | Record | | | Proposed | | | Item No. | LOCATION AND NATURE OF WORK <small>If not in accordance with Joint Pole agreement and routine-state reasons.</small> |
|----------|----------------------------|----------|-------------------------------------|---------|------|----------|-----------|------|----------|---|
| | | | Pole Trt Class Anchor Direct. | L U1 | U2 | U3 | L U1 | U2 | | |
| | | | | | | | | | | |
| | | | | | | | | | | U1 TO REPLACE POLE SECTION 7.15, 7.4, 7.XX 2 |
| | | | | | | | | | | 1 |
| | | | | | | | | | | 2 |
| 3053-U1 | 45 | 72 | FT | 39-3 | 23-1 | 30-7 | C10 PB | | | PASEO DEL MAR RD 49' E/O WEYMOUTH AVE |
| | | | | | | | | | | 19A SET SAME HOLE FOR U3 BENEFIT 3 |
| | | | | | | | | | | 4 |
| | | | | | | | | | | 5 |
| | | | | | | | | | | 6 |
| | | | | | | | | | | 7 |
| 30568-U1 | 45 | | FT | 2 | | | 39-3 | 23-1 | 30-7 | PASEO DEL MAR RD 49' E/O WEYMOUTH AVE |
| | | | | | | | | | | 8 |
| | | | | | | | | | | 9 |
| | | | | | | | | | | 83 U1 TO TRANSFER U2 4 |
| | | | | | | | | | | 10 |
| | | | | | | | | | | 11 |
| | | | | | | | | | | 12 |
| | | | | | | | | | | 13 |

POLE LEGEND: L = LOWER TOP (Item 5E)
P = PULL (Item 5A) C(XX) = FOOTAGE CUT
PB = PULL BUTT SCZ = SAFETY CLEARANCE ZONE
T = TRANSPORT (Item 5B)
S = SALVAGE
D = DISPOSE (Item 5D)
TN = TENANT

ANCHOR/ARM LEGEND:
AR = ANCHOR/ARM REMOVED
AT = ANCHOR/ARM TRANSFERRED

Show Quantity of Items to be billed in the Column of Party to be Paid.



VP/J.P.-03
Rev. Jul 2013

(Revised October 2017)

PRELIMINARY JOINT POLE AUTHORIZATION POLE REPLACEMENT FOR BENEFIT OF ONE MEMBER EXAMPLE C5

- (1) This transaction shows one utility is replacing a pole for the benefit of another utility.
- (2) For this transaction, U1 will replace the pole for U3.
- (3) Requesting member (U3) will incur all PTD, maintenance and transfer costs.

AUTHORIZATION FOR JOINT POLE TRANSACTION

J.P. FORM 2-1 Preliminary 1/95

This authorization is in accordance with Joint Pole Agreement and Routine. The undersigned have agreed on joint work as specified hereon.

Date Prepared 4/14/2014 Confirming Agreement _____ In Field By Telephone Est. Const. Start _____ No. of Pages 1 J.P. Auth. No. U3-123-456

| UTILITY | REPRESENTATIVE | DISTRICT-DIVISION-EXCHANGE | APPROVED | TAXING INSTRUCTIONS | ACCOUNTING DATA |
|---------|----------------|----------------------------|----------|---------------------|-----------------|
| U1 | JONES | LOS ANGELES | JONES | LOS ANGELES | 5577303 |
| U2 | JOHNSON | LOS ANGELES | JOHNSON | LOS ANGELES | A403 |
| U3 | SMITH | LOS ANGELES | SMITH | LOS ANGELES | 12345 |
| | | | | | |

| POLE NO. | Pole Length Anchor Size | Year Set | Record | | | | Proposed | | | | Item No. | LOCATION AND NATURE OF WORK If not in accordance with Joint Pole agreement and routine-state reasons. | |
|----------|----------------------------|----------|---------------------------------|------|------|--|----------|----|-------|------|----------|--|----|
| | | | Pole Tr. Class Anchor Dived. | U1 | U2 | | U1 | U2 | U3 | | | | |
| | | | L | | | | | | | | | U1 TO REPLACE POLE FOR BENEFIT OF U3 SEC 7.3, 10.8 | 1 |
| 1234U1 | 45 | 02 | FT | 39-9 | 24-6 | | | | | | | DREAM RD S/S 212' W/O ONE WAY | 2 |
| | | | CL-3 | | | | | | | | | | 3 |
| | | | | | | | | | 1 | 1 | | | 83 |
| | | | | | | | | | | | | U3 TO PAY U1 & U2 FOR TRANSFER | 4 |
| | | | | | | | | | | | | | 5 |
| 5678U1 | 50 | 14 | FT | | | | | | 43-13 | 23-5 | 24-1 | | 6 |
| | | | CL-3 | | | | | | | | | | 7 |
| | | | | | | | | | | | | | 8 |
| | | | | | | | | | | | | | 9 |
| | | | | | | | | | | | | | 10 |
| | | | | | | | | | | | | | 11 |
| | | | | | | | | | | | | | 12 |
| | | | | | | | | | | | | | 13 |

POLE LEGEND: L = LOWER TOP (Item 5E)
P = PULL (Item 5A) C(XX) = FOOTAGE CUT
PB = PULL BUTT SCZ = SAFETY CLEARANCE ZONE
T = TRANSPORT (Item 5B)
S = SALVAGE
D = DISPOSE (Item 5D)
TN = TENANT

ANCHOR/ARM LEGEND:
AR = ANCHOR/ARM REMOVED
AT = ANCHOR/ARM TRANSFERRED

Show Quantity of Items to be billed in the Column of Party to be Paid.

↑ ↑ ↑ ↑ ↑
GEOGRAPHICAL LOCATION

NEVERLAND COMMUNITY

VP/J.P.-03
Rev. Jul 2013

(January 2015)

PRELIMINARY JOINT POLE AUTHORIZATION REMOVAL & REPLACEMENT OF AN INTERSET POLE EXAMPLE C7

- (1) The first transaction shows U2 to remove (or removing) their clearance attachment from pole.
- (2) The second transaction shows U1 replacing the pole. U2 will maintain clearance attachment on the new pole.

- (3) The third transaction shows U1 replacing the pole. For this transaction, U2 will need additional footage on the new pole. Due to the additional footage, U2 will no longer qualify as a clearance attachment, U2 will be a joint owner on the new pole. (Revised 3/15/2023)

AUTHORIZATION FOR JOINT POLE TRANSACTION

J.P. FORM 2-1 Preliminary 1/95

Date Prepared 3/3/2019 This authorization is in accordance with Joint Pole Agreement and Routine. The undersigned have agreed on joint work as specified hereon.

Date Sent 3/3/2019 Confirming Agreement In Field By By Email Est. Const. Start 5/30/2019 No. of Pages 1 J.P. Auth. No. U1-3456

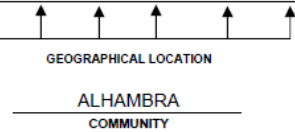
| UTILITY | REPRESENTATIVE | PHONE NUMBER OR EMAIL | DISTRICT-DIVISION-EXCHANGE | APPROVED | ACCOUNTING DATA |
|---------|----------------|-----------------------|----------------------------|----------|-----------------|
| U1 | JONES | 800-800-0000 | CENTRAL | J. BROWN | 510-2345 |
| U2 | JOHNSON | 800-600-0000 | PASADENA | M. SMITH | W02345-51120 |
| | | | | | |
| | | | | | |

| POLE NO. | Pole Length Anchor Size | Year Set | Pole Trt Class Anchor Direct. | Record | | | | Proposed | | | | Item No. | LOCATION AND NATURE OF WORK <small>If not in accordance with Joint Pole agreement and routine-state reasons.</small> | |
|----------|----------------------------|----------|-------------------------------------|--------|-------|--|--|----------|-------|--|--|----------|---|-----------|
| | | | | U1 | U2 | | | U1 | U2 | | | | | |
| 1 | | | | 16KV | | | | | | | | | U2 TO REMOVE CLEARANCE ATTACHMENT SEC 9.3 | 1 |
| 1234-U1 | 45 | 67 | FT 5 | 100 | CLR23 | | | 100 | | | | | SAN BRUNO S/S 26' W/O BROADWAY | 2 |
| | | | | | | | | | | | | | U2 NOT ATTACHED TO POLE | 3 |
| | | | | | | | | | | | | | | 4 |
| 2 | | | | | | | | | | | | | U1 TO REPLACE POLE SEC 9.4 | 5 |
| 3456-U1 | 45 | 74 | FT | 100 | CLR24 | | | PTD | | | | | SPRING ST PLUS 80' N/O 2ND ST | 6 |
| 4014-U1 | 50 | | FT 1 | | | | | 100 | CLR24 | | | | SPRING ST PLUS 81' N/O 2ND ST | 7 |
| | | | | | | | | | | | | | | 8 |
| 3 | | | | | | | | | | | | | U1 TO REPLACE POLE SEC 7.11 | 9 |
| 3652-U1 | 45 | 75 | FT | 100 | CLR23 | | | PTD | | | | | 5TH ST N/S 210' E/O JACKSON ST | 10 |
| 4015-U1 | 45 | | FT 1 | | | | | 39-9 | 24-6 | | | | 5TH ST N/S 209' E/O JACKSON ST | 11 |
| | | | | | | | | | | | | | | 12 |
| | | | | | | | | | | | | | | 13 |

POLE LEGEND: L - LOWER TOP (Item SE)
P - PULL (Item SA) C(XX) - FOOTAGE CUT
PB - PULL BUTT SCZ - SAFETY CLEARANCE ZONE
T - TRANSPORT (Item SB)
S - SALVAGE
D - DISPOSE (Item SD)
TN - TENANT

ANCHOR/ARM LEGEND:
AR - ANCHOR/ARM REMOVED
AT - ANCHOR/ARM TRANSFERRED

Show Quantity of Items to be billed in the Column of Party to be Paid.



VP/J.P.-03
Rev. Oct 2017

(Added June 2019)

PRELIMINARY JOINT POLE AUTHORIZATION EXAMPLE C8

- (1) Indicate proper section of Routine to reflect work being performed.
- (2) Indicate pulling routine in the column of the party performing the work.
- (3) Show "TN" with grade when tenant circuits are involved.
- (4) Show general geographical location of the poles as related to cities or towns.
- (5) Show disposition of existing joint anchors. Refer to anchor legend in lower left corner of authorization form.
- (6) Indicate voltage on poles in accordance with Section 16.3. Appropriate symbols must be shown wherever necessary to reflect voltage changes.
- (7) Indicate type of pole treatment. (See Section 15.5)
- (8) Indicate length of portion of pole cut off prior to removal in accordance with pole legend in lower left corner of authorization form.
- (9) Show disposition of existing joint sidewalk fittings, whether removed or transferred. The code "AT or AR" may also be used for any item associated with an arm or anchor, such as fittings and guys.

AUTHORIZATION FOR JOINT POLE TRANSACTION

J.P. FORM 2-1 Preliminary 1/95

This authorization is in accordance with Joint Pole Agreement and Routine. The undersigned have agreed on joint work as specified hereon.

Date Prepared 1/1/2005

Date Sent 1/5/2005 Confirming Agreement 1/4/2005 In Field By Telephone Est. Const. Start 2/20/2005 No. of Pages 1 J.P. Auth. No. U1-3456

| UTILITY | REPRESENTATIVE | DISTRICT-DIVISION-EXCHANGE | APPROVED | TAXING INSTRUCTIONS | ACCOUNTING DATA |
|---------|----------------|----------------------------|----------|---------------------|-----------------|
| U1 | JONES | CENTRAL | J. BROWN | ALHAMBRA | 510-2345 |
| U2 | JOHNSON | PASADENA | M. SMITH | PASADENA | W02345-51120 |
| U3 | WHITE | SOUTHERN | R. GREEN | L.A. COUNTY | C80-7214 |

| POLE NO. | Pole Leg: Anchor Size | Year Set | Pole Treat: Anchor Dirct. | Record | | | Proposed | | | Item No. | LOCATION AND NATURE OF WORK <small>If not in accordance with Joint Pole agreement and routine-state reasons.</small> | |
|----------|-----------------------|----------|---------------------------|--------|------|------|----------|------|------|----------|---|----|
| | | | | U1 | U2 | U3 | U1 | U2 | U3 | | | |
| 5678-U1 | 50 | 65 | FT | ALL | | | 16KV | C | C | | U2 & U3 TO PURCHASE SEC 4.0 & 12.3 | 1 |
| | 1" | | E | ALL | | | 43-10 | 27-5 | 22-4 | | 4 TH ST A/N N/S 21' E/O GOOD AV | 2 |
| | | | | | | | .34 | .33 | .33 | 111B | | 3 |
| 6789-U2 | 50 | 74 | FT | 43-10 | 27-5 | 22-4 | 43-10 | 27-9 | | | U3 TO RELINQ SEC 5.1A & 17.0 | 4 |
| | | | | | | TN22 | | TN22 | | | 4 TH ST A/N N/S 30' E/O GOOD AV | 5 |
| | | | | | | | | | | | | 6 |
| 1023-U1 | 40 | 80 | FT | 34-4 | 24-3 | 21-3 | C-10 | | PTD | | U1 TO REPLACE SEC 7.3 & TFR ANC SEC 12.12 | 7 |
| | 1" | | E | .34 | .33 | .33 | AT | | | | GERRY ST N/S 137' W/O SUNSET | 8 |
| | 2" | | PBR | .34 | .33 | .33 | AT | | | | | 9 |
| 2023-U1 | 50 | 05 | FT | | | | 43-13 | 24-3 | 21-3 | | GERRY ST N/S 138' W/O SUNSET | 11 |
| | | | | | | | | 1 | 1 | | | 12 |
| | | | | | | | | 1 | 1 | 78A | | 13 |

POLE LEGEND:
 L = LOWER CUT
 FT = FULL FT
 PBR = PULL BUSH
 I = TRANSFER
 S = SALVAGE
 D = DISPOSE
 TN = TENANT

ANCHOR LEGEND:
 AN = ANCHOR FROM REMOVED
 AT = ANCHOR FROM TRANSFERRED

↑ ↑ ↑ ↑ ↑

GEOGRAPHICAL LOCATION

ALHAMBRA COMMUNITY

Show Quantity of items to be billed in the Column of Party to be Paid.

VP/J.P.-03

PRELIMINARY JOINT POLE AUTHORIZATION EXAMPLE C9

- (1) The first transaction shows U3 purchasing within the same grade and space as U2. U3 is placing a new single arm with one cable per Item 164a and assigning U2 50% free interest in that arm. U3 transfers U2's cable from pole to arm at no charge.
- (2) The second transaction shows U3 purchasing within the same grade and space as U2. U3 attaches to U2's existing arm at no charge.
- (3) The third transaction shows U1 replacing a pole for their sole benefit. U2 and U3 own an existing arm on that pole. U2 transfers the arm and cables to the new pole and charges U1 the full cost for doing so.
- (1) Note: AT can denote Arm or Anchor transfer.

AUTHORIZATION FOR JOINT POLE TRANSACTION

J.P. FORM 2-1 Preliminary 1/95

This authorization is in accordance with Joint Pole Agreement and Routine. The undersigned have agreed on joint work as specified hereon.

Date Prepared 1/1/2005

Date Sent 1/5/2005 Confirming Agreement 1/4/2005 In Field By Telephone Est. Const. Start 2/20/2005 No. of Pages 1 J.P. Auth.No. U1-3456

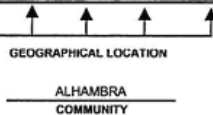
| UTILITY | REPRESENTATIVE | DISTRICT-DIVISION-EXCHANGE | APPROVED | TAXING INSTRUCTIONS | ACCOUNTING DATA |
|---------|----------------|----------------------------|----------|---------------------|-----------------|
| U1 | JONES | CENTRAL | J. BROWN | ALHAMBRA | 510-2345 |
| U2 | JOHNSON | PASADENA | M. SMITH | PASADENA | W02345-51120 |
| U3 | WHITE | SOUTHERN | R. GREEN | L.A. COUNTY | C80-7214 |

| POLE NO. | Pole Length Anchor Size | Year Set | Pole Type Anchor Direc. | Record | | | Proposed | | | Item No. | LOCATION AND NATURE OF WORK <small>If not in accordance with Joint Pole agreement and routine-state reasons.</small> |
|----------|----------------------------|----------|----------------------------|--------|------|------|----------|---------------|----------|----------|---|
| | | | | U1 | U2 | U3 | U1 | U2 | U3 | | |
| 1 | | | | 16KV | C | C | 16KV | C | C | | U3 TO PURCHASE SEC 4.4, PLACE ARM SEC 14.1 & TFR U2 CABLE SEC 10.8 1 |
| 5678-U1 | 50 | 65 | FT | 43-10 | 27-9 | | 43-12 | 25-7 | 25-1 | | 4 TH ST A/N N/S 21' E/O GOOD AV 2 |
| | ARM | | | | | | | .50 FREE | .50 | 164A | U3 ASSIGN U2 FREE INTEREST IN NEW ARM 3 |
| | | | | | | | | | | 83 | U3 TFR U2 CABLE FROM POLE TO ARM AT NO COST 4 |
| 2 | | | | | | | | | | | U3 TO PURCHASE SEC 4.4 & ATTACH TO ARM SEC 14.1 5 |
| 6789-U2 | 50 | 74 | FT | 43-10 | 27-9 | | 43-12 | 25-7 | 25-1 | | 4 TH ST A/N N/S 30' E/O GOOD AV 6 |
| | ARM | | | | ALL | | | .50 | .50 FREE | 164E | U2 ASSIGN U3 FREE INTEREST IN EXISTING ARM 7 |
| 3 | | | | | | | | | | | U1 TO REPLACE SEC 7.3, U2 TO TFR ARM & CABLES SEC 10.8 8 |
| 1023-U1 | 40 | 80 | FT | 34-4 | 24-6 | 24-1 | C-10 | 4 ↓ | PTD | | GERRY ST N/S 137' W/O SUNSET 9 |
| | ARM | | | | .50 | .50 | | AT | | | U2 TRANSFER ARM TO NEW POLE 10 |
| 2023-U1 | 50 | 05 | FT | | | | 43-13 | 24-6 | 24-1 | | GERRY ST N/S 140' W/O SUNSET 11 |
| | | | | | | | | 1 | | 82A | U2 CHARGE FULL COST TO U1 12 |
| | | | | | | | | 1 | | 82D | U2 CHARGE FULL COST TO U1 13 |

POLE LEGEND:
 L = LOWER CUT
 P = FULL
 PB = FULL BUT
 I = (HANS) UN
 S = SALVAGE
 U = UNPLACED
 IN = INEANT

ANCHOR LEGEND:
 AN = ANCHOR FROM REMOVED
 AI = ANCHOR FROM TRANSFERRED

Show Quantity of Items to be billed in the Column of Party to be Paid.



VP/J.P.-03

PRELIMINARY JOINT POLE AUTHORIZATION INCREASED POLE SETTING DEPTH SEC 16.1C EXAMPLE C10

(1) The first transaction shows U1 placing a new pole 1' deeper.

(3) A note has been added to inform U2 of the increased setting depth.

(2) The proposed grade/space reflects the increased setting depth.

(4) The second transaction shows U1 replacing a pole and setting the new pole 1' deeper.

J.P. FORM 2-1 Rev 07/20

Preliminary

AUTHORIZATION FOR JOINT POLE TRANSACTION

SCJPC USE ONLY

This authorization is in accordance with Joint Pole Agreement and Routine. The undersigned have agreed on joint work as specified herein.

PAGE NO. 1 OF 1

Date Prepared 8/1/2020 By In Field By Phone By Email Estimated Construction Start Date JPA Date Sent 8/2/2020 Confirming Agreement Date Completed Auth. No. U1-4567

| UTILITY | REPRESENTATIVE | PHONE NUMBER/EMAIL | DISTRICT-DIVISION-EXCHANGE | APPROVED | ACCOUNTING DATA |
|---------|----------------|--------------------|----------------------------|----------|-----------------|
| U1 | JONES | 800-800-0000 | CENTRAL | J. BROWN | 684-2457 |
| U2 | SMITH | 310-589-8899 | LOS ANGELES | J. DOE | 9870122 |
| | | | | | |
| | | | | | |
| | | | | | |
| | | | | | |
| | | | | | |

| POLE NO. | Pole Length Feet | Year Set | Pole Class Anchor Dist. | Record | | | | Proposed | | | | Item No. | LOCATION AND NATURE OF WORK <small>If not in accordance with Joint Pole agreement and routine-state reasons.</small> |
|----------|---------------------|----------|----------------------------|--------|------|--|--|----------|------|--|-----|----------|---|
| | | | | U1 | U2 | | | U1 | U2 | | | | |
| 4567-U1 | 45 | 2020 | FT CL1 | | | | | 16KV | | | | | U1 TO PLACE POLE SEC 3.1, 16.1-C |
| | | | | | | | | 38-8 | 24-8 | | | | FIRST ST W/S 25' N/O COMMON WAY |
| | | | | | | | | | | | | | POLE BEING SET 1' DEEPER |
| | | | | | | | | | | | | | |
| | | | | | | | | | | | | | |
| 5678-U1 | 45 | 1997 | FT CL2 | 39-10 | 23-5 | | | PTD | | | | | U1 TO REPLACE POLE SEC 7.11, 10.8, 16.1-C |
| | | | | | | | | | | | | | FIRST ST W/S 125' N/O COMMON WAY |
| | | | | | | | | 1 | | | 83a | | U1 TO TRANSFER U2 TO NEW POLE |
| | | | | | | | | | | | | | |
| 8756-U1 | 50 | 2020 | FT CL1 | | | | | 42-13 | 23-5 | | | | FIRST ST W/S 126' N/O COMMON WAY |
| | | | | | | | | | | | | | POLE BEING SET 1' DEEPER |
| | | | | | | | | | | | | | |
| | | | | | | | | | | | | | |
| | | | | | | | | | | | | | |

POLE LEGEND:
P = PULL (Item SA)
PB = PULL BUTT
T = TRANSPORT (Item SB)
S = SALVAGE
D = DISPOSE (Item SC)
TN = TENANT

ANCHORARM LEGEND:
AR = ANCHORARM REMOVED
AT = ANCHORARM TRANSFERRED

Show Quantity of Items to be billed in the Column of Party to be Paid.

↑ ↑ ↑ ↑ ↑ ↑ ↑ ↑
GEOGRAPHICAL LOCATION
HOLLYWOOD
COMMUNITY

FORM 48 SENT _____

(Added November 2020)

PRELIMINARY JOINT POLE AUTHORIZATION POLE REPLACEMENT BILLING OUT OF SEQUENCE EXAMPLE C11

J.P. FORM 2-1 Rev 03/20

Preliminary

AUTHORIZATION FOR JOINT POLE TRANSACTION

SC/JPC USE ONLY

PAGE NO. 1 OF 3

This authorization is in accordance with Joint Pole Agreement and Routine. The undersigned have agreed on joint work as specified hereon.

Date Prepared 3/25/2014

By In Field Phone By Email

Estimated Construction Start Date JPA

Date Sent 4/7/2014 Confirming Agreement

Date Completed

Auth. No. E6034-405972103

| UTILITY | REPRESENTATIVE | PHONE NUMBER/EMAIL | DISTRICT-DIVISION-EXCHANGE | APPROVED | ACCOUNTING DATA |
|---------|----------------|--------------------|----------------------------|---------------|---------------------|
| E | V BORBOA | | ONTARIO | T FITZSIMMONS | TD820055 29F 700136 |
| FTR | DAN LEWIS | | POMONA | J RUIZ | 0510-9PO14JP |
| ATC | L PRESCOTT | | LOS ANGELES | J PERRY | 147386 |
| NG | | | | 18.1G | SPECIAL BILLING |

| POLE NO. | Pole Length Actual Size | Year Set | Mile Total Class | Record | | | | Proposed | | | | Item No. | LOCATION AND NATURE OF WORK <small>If not in accordance with Joint Pole agreement and routine-state reasons.</small> | |
|----------|----------------------------|----------|---------------------|---------------|----|-----|--|----------|-----|---------------|------|----------|---|---|
| | | | | Anchor Direct | E | FTR | | 12KV | E | FTR | NG | | | |
| 4021033E | 65 | 1988 | FT | | 23 | | | | | PTD | | | | ARCHIBALD AV E/S 938' S/O CHINO AV |
| | | | | | | | | | | 1/2(1) | | | 10C | SHARED COST BETWEEN E & FTR |
| | | | | | | | | | | 3 | | | 83 | 3 FTR |
| | | | | | | | | | .55 | .27 | .20 | | | |
| 4021033E | 55 | 2015 | FT H2 | | | | | | | 48-17 25-2 | 23-5 | 24-1 | | ARCHIBALD AV E/S 938' S/O CHINO AV |
| | | | | | | | | | | C25 T24 | | | | **SPECIAL BILLING** (This jpa has multiple poles on it and each pole should have this note if it applies.) |
| | | | | | | | | | | | | | | NG381144-04-04 BILLED OUT OF SEQUENCE. **SPECIAL BILLING** ACTIVE POLE RECORD. |

J.P. FORM 2-1 Rev 03/20

POLE LEGEND:
 L = LOWER TOP (Item 5E)
 P = PULL (Item 5A) CXXX = FOOTAGE CUT
 PB = PULL BUTT SCZ = SAFETY CLEARANCE ZONE
 T = TRANSPORT (Item 5B) SOP = SECTION OF POLE
 S = SALVAGE ANCHORARM LEGEND:
 D = DISPOSE (Item 5D) AR = ANCHORARM REMOVED

Show Quantity of Items to be billed in the Column of Party to be Paid.

GEOGRAPHICAL LOCATION
 ONTARIO
 COMMUNITY

FORM 48 SENT 5/2/2024

EJPA

(Added October 2024)

21-D

**JOINT POLE
AUTHORIZATIONS**

**Revised JPA &
correction of records**

PRELIMINARY JOINT POLE AUTHORIZATION - REVISED EXAMPLE D1

- (1) Use the same JPA number as the original JPA adding a suffix of **REV**, **R01**, or **R1** which indicates it is a Revised JPA.
- (2) Date Prepared and Date Sent are current dates. (The 45-day timeframe starts over) Cannot use the dates shown on the original JPA.
- (3) The change(s) to the JPA are shown in the body of the JPA.
- (4) Per Section 18.1-C(B) a Revised JPA to be used for the following:
 - Add owner(s)
 - Add pole(s)

J.P. FORM 2-1 Rev 07/20

Preliminary AUTHORIZATION FOR JOINT POLE TRANSACTION

This authorization is in accordance with Joint Pole Agreement and Routine. The undersigned have agreed on joint work as specified hereon.

SCJPC USE ONLY

PAGE NO. 1 OF 1

Date Prepared 3/3/2024 Date Sent 3/3/2024 Date Completed 3/2/2005 Estimated Construction Start Date 5/30/2005 JPA Auth. No. U1-3456 REV

By In Field By Phone By Email

| UTILITY | REPRESENTATIVE | PHONE NUMBER/EMAIL | DISTRICT-DIVISION-EXCHANGE | APPROVED | ACCOUNTING DATA |
|---------|----------------|--------------------|----------------------------|----------|-----------------|
| U1 | JONES | 626-555-2222 | CENTRAL | J. BROWN | 510-2345 |
| U2 | JOHNSON | 626-123-4567 | PASADENA | M. SMITH | W02345-51120 |
| U3 | WALKER | 626-888-9999 | ARCADIA | JOHNSON | 589-0874 |
| | | | | | |
| | | | | | |
| | | | | | |
| | | | | | |
| | | | | | |

| POLE NO. | Pole Length ft | Year Set | Pole Class | Record | | | Proposed | | | Item No. | LOCATION AND NATURE OF WORK <small>If not in accordance with Joint Pole agreement and routine state reasons.</small> |
|----------|-------------------|-------------|---------------|--------|-------------|------|-----------|-------------|------|-------------|---|
| | | | | U1 | U2 | U3 | U1 | U2 | U3 | | |
| 1234-U1 | 30 | 2024 | FT 2 | | | | GUY 50 | GUY 50 | | 1 | U1 TO PLACE SEC 3.1 |
| | 1" | 2024 | E | | | | 50 | 50 | 111B | 2 | SAN BRUNO S/S 26' W/O BROADWAY |
| | | | | | | | 16K | | | 3 | U2 TO REPLACE SEC 7.11 |
| 3456-U2 | 45 | 1974 | FT | 39-9 | 24-5 T24 | 19-1 | | PTD | | 4 | SPRING ST PL/S 80' N/O 2ND ST |
| 4014-U2 | 50 | | FT 2 | | | | 43-9 | 28-9 T24 | 19-1 | 5 | SPRING ST PL/S 81' N/O 2ND ST |
| | | | | | | | | | | | |
| | | | | | | | | | | | |
| | | | | | | | | | | | |
| | | | | | | | | | | | |
| | | | | | | | | | | | |
| | | | | | | | | | | | |
| | | | | | | | | | | | |
| | | | | | | | | | | | |
| | | | | | | | | | | | |
| | | | | | | | | | | | |
| | | | | | | | | | | | |
| | | | | | | | | | | | |
| | | | | | | | | | | | |
| | | | | | | | | | | | |

POLE LEGEND: L - LOWER TOP (Item 5E)
P - PULL (Item 5A) C000 - FOOTAGE CUT
PB - PULL BUTT SCZ - SAFETY CLEARANCE ZONE
T - TRANSPORT (Item 5B) S0P - SECTION OF POLE
S - SALVAGE ANCHORARM LEGEND:
D - DISPOSE (Item 5C) AR - ANCHORARM REMOVED
TN - TENANT AT - ANCHORARM TRANSFERRED

Show Quantity of Items to be billed in the Column of Party to be Paid.

GEOGRAPHICAL LOCATION
ALHAMBRA
COMMUNITY

FORM 48 SENT _____

Revised February 2024

21-E

**Form 7s,
Form 48s,
Final Form 2
& Form 44**

FORM 7 – JOINT POLE MEMORANDUM

EXAMPLE E1

Form 7's are used for the reasons listed in this Section 18, as well as Section 17.0.

This example shows the Form 7 being used for change of pole location. **JPA Number is required and must be in process or pending** (Revised January 2012).

To: Utility U1 Representative/Signature M. SMITH Phone No. (310) 555-0001
 To: _____
 To: _____
 From: U2 J. BROWN (310) 515-2121

J/P MEMORANDUM FORM 7

Date: 10/15/2014
 JPA No.: U2-9854
 Job No.: _____

Used for additions, deletions or changes to Authorizations (See Section 18.1C)

Dist./Exc.: _____
 Carbon Copies To: _____
 ADD CORRECT TO READ
 DELETE CANCEL JPA


- SEE JPA PRELIMINARY ATTACHED
- CHANGE LOCATION TO READ
- REMOVE TEMPORARY ATTACHMENT FROM RECORD

Remarks: CORRECT POLE LOCATION AS SHOWN BELOW

| POLE NO. | Pole Length Anchor Size | Year Set | Pole Treat Anchor Direct | Record | | | Proposed | | | | | Item No. | LOCATION AND NATURE OF WORK If not in accordance with Joint Pole Agreement and Routine – state reason(s). |
|----------|----------------------------|-------------|-----------------------------|--------|------|--|----------|--|--|--|--|----------|--|
| | | | | U1 | U2 | | | | | | | | |
| | | | | 16K | C | | | | | | | | 1 |
| 3013-U1 | 45 | 88 | FT | 39-9 | 24-6 | | | | | | | | 2 |
| | | | | | | | | | | | | | 3 |
| | | | | | | | | | | | | | 4 |
| | | | | | | | | | | | | | 5 |
| | | | | | | | | | | | | | 6 |
| | | | | | | | | | | | | | 7 |
| | | | | | | | | | | | | | 8 |

POLE LEGEND:
P = PULL
PB = PULL BUTT
T = TRANSPORT
S = SALVAGE
D = DISPOSE
TN = TENANT
L = LOWER TOP
C(XX) = FOOTAGE CUT
SCZ = SAFETY CLEARANCE ZONE
ANCHOR LEGEND:
AR = ANCHOR/ARM REMOVED
AT = ANCHOR/ARM TRANSFERRED

Show Quantity of Items to be billed in the Column of Party to be paid



GEOGRAPHICAL LOCATION
LOS ANGELES
 COMMUNITY

Revised January 2015.

FORM 7 – JOINT POLE MEMORANDUM CANCELING JPA ON INITIATOR'S BEHALF EXAMPLE E2

(1) This transaction shows one utility canceling a JPA on initiator's behalf.

(2) Contact name & date of communication with initiator must be shown on the Form 7. Pre-approval is required.

| | | | | |
|---|---|--|---|--|
| Utility To: <u>U1</u> To: <u>U3</u> To: _____ From: <u>U2</u> Dist./Exc.: _____ Carbon Copies To: _____ | Representative/Signature _____ _____ _____ _____ _____ | Phone No. _____ _____ _____ _____ _____ | <p style="text-align: center;">J/P MEMORANDUM FORM 7</p> <p style="text-align: center; font-size: small;">Used for additions, deletions or changes to Authorizations (See Section 18.1C)</p> | Date: <u>11/1/2021</u> JPA No: <u>U1-2515-01</u> Job No: _____ |
| <input type="checkbox"/> ADD <input type="checkbox"/> CORRECT TO READ <input type="checkbox"/> CHANGE LOCATION TO READ <input type="checkbox"/> DELETE <input checked="" type="checkbox"/> CANCEL JPA <input type="checkbox"/> REMOVE TEMPORARY ATTACHMENT FROM RECORD | | | | |
| Remarks: <u>Per phone call with John Smith from U1 on 11/01/21, U1's project has been canceled. Per approval from U1, please cancel this JPA.</u> | | | | |

| POLE NO. | Pole Length Anchor Size | Year Set | Pole Treat Anchor Direct. | Record | | | | Proposed | | | | Item No. | LOCATION AND NATURE OF WORK <small>If not in accordance with Joint Pole agreement and routine - state reason(s).</small> | |
|----------|----------------------------|-------------|------------------------------|--------|--|--|--|----------|--|--|--|----------|---|--|
| | | | | | | | | | | | | | | |
| | | | | | | | | | | | | | | |
| | | | | | | | | | | | | | | |
| | | | | | | | | | | | | | | |
| | | | | | | | | | | | | | | |
| | | | | | | | | | | | | | | |
| | | | | | | | | | | | | | | |
| | | | | | | | | | | | | | | |
| | | | | | | | | | | | | | | |
| | | | | | | | | | | | | | | |
| | | | | | | | | | | | | | | |
| | | | | | | | | | | | | | | |

| | | | |
|---|---|---|--|
| POLE LEGEND: P = PULL PB = PULL BUTT T = TRANSPORT S = SALVAGE D = DISPOSE TN = TENANT | L = LOWER TOP C (XX) = FOOTAGE CUT SCZ = SAFETY CLEARANCE ZONE ANCHOR LEGEND: AR = ANCHOR/ARM REMOVED AT = ANCHOR/ARM TRANSFERRED | Show Quantity of items to be billed in the Column of Party to be paid ↑ ↑ ↑ ↑ ↑ | GEOGRAPHICAL LOCATION <u>Los Angeles</u> COMMUNITY |
|---|---|---|--|

(Added February 2022)

**FORM 7 – JOINT POLE MEMORANDUM
PULL FINAL BILL FROM BILL CYCLE
EXAMPLE E3**

- | | |
|---|--|
| <p>(1) Protest Form 7's, are discussed in Section 18. Specifics are found in 18.1-B (2) (c), (d) & (e).</p> <p>(2) For this transaction, the SCJPC Office must be listed under Carbon Copy TO:</p> <p>(3) Requesting member (U1) should list the JPA No and list the Bill Cycle the</p> | <p>final bill is to be removed from. The reason to stop billing must be included.</p> <p>(4) U1 and U2 should work together to resolve the issue. When resolved, U1 would resend the F7 with a "Resolved - OK TO BILL, and date" on it and email it to SCJPC Office.</p> |
|---|--|

| | | | | | | | | | | | | | | | | | |
|---|--------------------------|--------------------------|-----------|---------------|-------|-------|-----------|-------|-------|-----------|-------|-------|-----------------|-------|-------|--|--|
| <table border="0" style="width: 100%;"> <tr> <td style="width: 33%;">Utility</td> <td style="width: 33%;">Representative/Signature</td> <td style="width: 33%;">Phone No.</td> </tr> <tr> <td>To: <u>U2</u></td> <td>_____</td> <td>_____</td> </tr> <tr> <td>To: _____</td> <td>_____</td> <td>_____</td> </tr> <tr> <td>To: _____</td> <td>_____</td> <td>_____</td> </tr> <tr> <td>From: <u>U1</u></td> <td>_____</td> <td>_____</td> </tr> </table> | Utility | Representative/Signature | Phone No. | To: <u>U2</u> | _____ | _____ | To: _____ | _____ | _____ | To: _____ | _____ | _____ | From: <u>U1</u> | _____ | _____ | <p align="center">J/P MEMORANDUM FORM 7</p> <p align="center">Used for additions, deletions or changes to Authorizations (See Section 18.1C)</p> | Date: <u>1/3/2022</u> JPA No: <u>U2-123456</u> Job No: _____ |
| Utility | Representative/Signature | Phone No. | | | | | | | | | | | | | | | |
| To: <u>U2</u> | _____ | _____ | | | | | | | | | | | | | | | |
| To: _____ | _____ | _____ | | | | | | | | | | | | | | | |
| To: _____ | _____ | _____ | | | | | | | | | | | | | | | |
| From: <u>U1</u> | _____ | _____ | | | | | | | | | | | | | | | |
| Dist./Exc.: _____ 2 | | | | | | | | | | | | | | | | | |
| Carbon Copies To: <u>SCJPC Office</u> 2 <input type="checkbox"/> SEE JPA PRELIMINARY ATTACHED | | | | | | | | | | | | | | | | | |
| <input type="checkbox"/> ADD <input type="checkbox"/> CORRECT TO READ <input type="checkbox"/> CHANGE LOCATION TO READ | | | | | | | | | | | | | | | | | |
| <input type="checkbox"/> DELETE <input type="checkbox"/> CANCEL JPA <input type="checkbox"/> REMOVE TEMPORARY ATTACHMENT FROM RECORD | | | | | | | | | | | | | | | | | |
| Remarks: 3 | | | | | | | | | | | | | | | | | |
| Please remove Final Bill U2-123456 from billing cycle 1-22-U234, because U1 Form 2 changes are not entered on the FB. | | | | | | | | | | | | | | | | | |

After U1 and U2 work the issue out: Resend the same Form 7, stating OK to bill. See (4).

| | | | | | | | | | | | | | | | | | |
|---|--------------------------|--------------------------|-----------|---------------|-------|-------|-----------|-------|-------|-----------|-------|-------|-----------------|-------|-------|--|--|
| <table border="0" style="width: 100%;"> <tr> <td style="width: 33%;">Utility</td> <td style="width: 33%;">Representative/Signature</td> <td style="width: 33%;">Phone No.</td> </tr> <tr> <td>To: <u>U2</u></td> <td>_____</td> <td>_____</td> </tr> <tr> <td>To: _____</td> <td>_____</td> <td>_____</td> </tr> <tr> <td>To: _____</td> <td>_____</td> <td>_____</td> </tr> <tr> <td>From: <u>U1</u></td> <td>_____</td> <td>_____</td> </tr> </table> | Utility | Representative/Signature | Phone No. | To: <u>U2</u> | _____ | _____ | To: _____ | _____ | _____ | To: _____ | _____ | _____ | From: <u>U1</u> | _____ | _____ | <p align="center">J/P MEMORANDUM FORM 7</p> <p align="center">Used for additions, deletions or changes to Authorizations (See Section 18.1C)</p> | Date: <u>1/3/2022</u> JPA No: <u>U2-123456</u> Job No: _____ |
| Utility | Representative/Signature | Phone No. | | | | | | | | | | | | | | | |
| To: <u>U2</u> | _____ | _____ | | | | | | | | | | | | | | | |
| To: _____ | _____ | _____ | | | | | | | | | | | | | | | |
| To: _____ | _____ | _____ | | | | | | | | | | | | | | | |
| From: <u>U1</u> | _____ | _____ | | | | | | | | | | | | | | | |
| Dist./Exc.: _____ 2 | | | | | | | | | | | | | | | | | |
| Carbon Copies To: <u>SCJPC Office</u> 2 <input type="checkbox"/> SEE JPA PRELIMINARY ATTACHED | | | | | | | | | | | | | | | | | |
| <input type="checkbox"/> ADD <input type="checkbox"/> CORRECT TO READ <input type="checkbox"/> CHANGE LOCATION TO READ | | | | | | | | | | | | | | | | | |
| <input type="checkbox"/> DELETE <input type="checkbox"/> CANCEL JPA <input type="checkbox"/> REMOVE TEMPORARY ATTACHMENT FROM RECORD | | | | | | | | | | | | | | | | | |
| Remarks: 3 | | | | | | | | | | | | | | | | | |
| Please remove Final Bill U2-123456 from billing cycle 1-22-U234, because U1 Form 2 changes are not entered on the FB. | | | | | | | | | | | | | | | | | |
| Resolved 3-30-22. OK for U2 to Final Bill. 4 | | | | | | | | | | | | | | | | | |

MEMORANDUM NOTICE OF JOINT POLE WORK - FORM 48 EXAMPLE E4

J/P FORM 48 PORTRAIT

FORM 48

MEMORANDUM NOTICE OF JOINT POLE WORK
IMPORTANT - Note correct Operation and provide details accurately.

FIELD USE: FORM 48 DATE PREPARED: 4/16/2019 JPA NUMBER: U1-123456
OFFICE USE: FORM 48 DATE SENT: 4/16/2019 JPA DATE SENT: 1/10/2019

| | | | | | |
|-----------|-----------------------|--|--------------------------------------|--|-------------------------------------|
| U1-123456 | UTILITY CODE | | From: <u>U1</u> Name: <u>D. BOLT</u> | | Phone number: <u>(888) 888-8888</u> |
| | UTILITY CODE | | To: <u>U2</u> Name: <u>WALKER</u> | | UTILITY CODE |
| | To: _____ Name: _____ | | To: _____ Name: _____ | | To: _____ Name: _____ |
| | To: _____ Name: _____ | | To: _____ Name: _____ | | To: _____ Name: _____ |
| | To: _____ Name: _____ | | To: _____ Name: _____ | | To: _____ Name: _____ |
| | To: _____ Name: _____ | | To: _____ Name: _____ | | To: _____ Name: _____ |
| | To: _____ Name: _____ | | To: _____ Name: _____ | | To: _____ Name: _____ |
| | To: _____ Name: _____ | | To: _____ Name: _____ | | To: _____ Name: _____ |
| | To: _____ Name: _____ | | To: _____ Name: _____ | | To: _____ Name: _____ |
| | To: _____ Name: _____ | | To: _____ Name: _____ | | To: _____ Name: _____ |

OPERATION No.

1. Change removal agreement.
2. Add item for hand-dig, specify nature of conflict in remarks.
3. Add item for topping a pole, when not on JPA.
4. Transfer has been completed.
5. Make your temporary attachments permanent on new pole.
6. Anchor has been installed/replaced; attachments should be made.
7. Our attachments have been removed; pole may be renumbered (only applies to base owner).
8. New pole location changed, specify nature of conflict and new location in remarks (substructure conflict only).
9. Our transfer has been completed; pole may be pulled (i.e. MITC poles, alternative to wood poles).
10. All work completed based on Form 7 dated: _____
11. Work completed ONLY on poles listed below.
12. Our work has been completed. **Must list poles below.**
13. Records only-Initiate billing (purchase/relinquishment).

POLE LEGEND:
P = PULL
PB = PULL BUTT
T = TRANSPORT
S = SALVAGE
D = DISPOSE
TN = TENANT
L = LOWER TOP
L(XX) = UTILITY CODE (FOOTAGE CUT)
SCZ = SAFETY CLEARANCE ZONE
SCP = SECTION OF POLE
ANCHOR LEGEND:
AR = ANCHOR ARM REMOVED
AT = ANCHOR ARM TRANSFERRED

| J.P. Auth. | | Pole No. (Required) | Operation No. (Required) | Only required for changes to JPA | | | | | POLE CUT U(XX) | ADD Item # | Remarks/changes |
|------------|---|------------------------|-----------------------------|----------------------------------|----|-----|-----|-------------|-------------------|---------------|--------------------|
| | | | | PTD | PB | LTD | SOP | HAND DIG | | | |
| 1 | 4 | 1234U1 | 1 | U2 | | | | | | | |
| 1 | 4 | 1234U1 | 3 | | | | | | U1(10) | 1/2(1) SC | |
| 1 | 4 | 1234U1 | 9 | | | | | | | | |
| 1 | 4 | 1234U1 | 12 | | | | | | | | |
| 1 | 9 | 5878U1 | 2 | | | | | U1 | | 1/2(1) 9A | (Type reason here) |
| 1 | 9 | 5878U1 | 6, 12 | | | | | | | | |
| 2 | 2 | 34578U1 | 12 | U1 | | | | U2 | | | |
| | | | | | | | | | | | |
| | | | | | | | | | | | |
| | | | | | | | | | | | |
| | | | | | | | | | | | |
| | | | | | | | | | | | |

REMARKS: _____

(March 2020)

FINAL FORM 2 JOINT POLE AUTHORIZATION EXAMPLE E5

- (1) JPAs are required to final bill in "Date Sent" order. If there is a pending JPA(s), the RECORD information on a JPA is to reflect the PROPOSED pole information from the pending JPA to final bill first. If there are no pending JPAs, the RECORD information must match the SCJPC pole record. Note: A FINAL JPA is not to be sent to the SCJPC until all pending JPAs (if applicable) have been final billed.
 - a. APPROVED column should have the approval name or 18.1D.
 - b. Type one item (Item No. or Authorized Costs) per line.
- (2) Transfer all data from the Preliminary JPA to the Final JPA.
- (3) Leave the Date Completed section empty. The SCJPC office will enter this date.
- (4) Enter the Form 48 date sent. (Revised January 2023)

Transfer all data from Preliminary to Final.

Preliminary AUTHORIZATION FOR JOINT POLE TRANSACTION

This authorization is in accordance with Joint Pole Agreement and Routine. The undersigned here agrees on joint work as specified herein.

PAGE NO. 1 OF 1

Date Proposed: 1/1/2020 Confirming Agreement: 1/4/2020 In Field: Phone: Email: Date Completed: Estimated Construction Start Date: 2/20/2020 JPA No.: U16589

| UTILITY | REPRESENTATIVE | PHONE NUMBER/EMAIL | DISTRICT-DIVISION/EXCHANGE | APPROVED | ACCOUNTING DATA |
|---------|----------------|--------------------|----------------------------|----------|-----------------|
| U1 | JONES | MJONES@UI.COM | CENTRAL | J.BROWN | 510-2345 |
| U2 | JOHNSON | DJOHNSON@UC.COM | PASADENA | M.SMITH | W02345-51120 |
| U3 | MILLER | SMILLER@US.COM | SOUTHERN | R.GREEN | C80-7214 |

| POLE NO. | Date Proposed | Date In Field | Type | Record | | | Proposed | | | Item No. | LOCATION AND NATURE OF WORK |
|----------|---------------|---------------|------|---------|-------|------|----------|-------|-------------------------------|----------|--|
| | | | | 19KV U1 | C U2 | C U3 | 19KV U1 | C U2 | C U3 | | |
| 5878-U1 | 50 | 85 | FT | 2 | 100 | | 43-10 | 27-6 | 22-4 | 111B | U2 & U3 TO PURCHASE SECTION 4.0 & 12.3 |
| | | | E | 100 | | 34 | 33 | 33 | 4TH ST AN N/S 21' E/O GOOD AV | | |
| 6789-U2 | 50 | 74 | FT | 2 | 43-10 | 27-6 | 22-4 | 43-10 | 27-9 | T22 | U1 TO RELINQ SE 5.1A & 17.0 |
| | | | T22 | | | T22 | | | 4TH ST AN N/S 30' E/O GOOD AV | | |

POLE LEGEND: L=LOWER TOWER(S) C=SAFETY CLEARANCE ZONE
 FT=FULL BOLT C=SAFETY CLEARANCE ZONE
 RE=POLE BOLT S=SAFETY CLEARANCE ZONE
 T=TRANSFORMER(S) S=SECTION OF POLE
 U=UTILITY M=MANHOLE LEGEND Show Quantity of Items to be Billed in the Column of Party to be Paid

GEOGRAPHICAL LOCATION: ALHAMBRA COMMUNITY FORM 48 SENT

FINAL AUTHORIZATION FOR JOINT POLE TRANSACTION

This authorization is in accordance with Joint Pole Agreement and Routine. The undersigned here agrees on joint work as specified herein.

PAGE NO. 1 OF 1

Date Proposed: 1/1/2020 Confirming Agreement: 1/4/2020 In Field: Phone: Email: Date Completed: Estimated Construction Start Date: 2/20/2020 JPA No.: U16589

| UTILITY | REPRESENTATIVE | PHONE NUMBER/EMAIL | DISTRICT-DIVISION/EXCHANGE | APPROVED | ACCOUNTING DATA |
|---------|----------------|--------------------|----------------------------|----------|-----------------|
| U1 | JONES | MJONES@UI.COM | CENTRAL | J.BROWN | 510-2345 |
| U2 | JOHNSON | DJOHNSON@UC.COM | PASADENA | M.SMITH | W02345-51120 |
| U3 | MILLER | SMILLER@US.COM | SOUTHERN | R.GREEN | C80-7214 |

| POLE NO. | Date Proposed | Date In Field | Type | Record | | | Proposed | | | Item No. | LOCATION AND NATURE OF WORK |
|----------|---------------|---------------|------|---------|-------|------|----------|-------|-------------------------------|----------|--|
| | | | | 19KV U1 | C U2 | C U3 | 19KV U1 | C U2 | C U3 | | |
| 5878-U1 | 50 | 85 | FT | 2 | 100 | | 43-10 | 27-6 | 22-4 | 111B | U2 & U3 TO PURCHASE SECTION 4.0 & 12.3 |
| | | | E | 100 | | 34 | 33 | 33 | 4TH ST AN N/S 21' E/O GOOD AV | | |
| 6789-U2 | 50 | 74 | FT | 2 | 43-10 | 27-6 | 22-4 | 43-10 | 27-9 | T22 | U1 TO RELINQ SE 5.1A & 17.0 |
| | | | T22 | | | T22 | | | 4TH ST AN N/S 30' E/O GOOD AV | | |

POLE LEGEND: L=LOWER TOWER(S) C=SAFETY CLEARANCE ZONE
 FT=FULL BOLT C=SAFETY CLEARANCE ZONE
 RE=POLE BOLT S=SAFETY CLEARANCE ZONE
 T=TRANSFORMER(S) S=SECTION OF POLE
 U=UTILITY M=MANHOLE LEGEND Show Quantity of Items to be Billed in the Column of Party to be Paid

GEOGRAPHICAL LOCATION: ALHAMBRA COMMUNITY FORM 48 SENT 3/20/2020

Joint Pole Routine Handbook
Reviewed January 2006

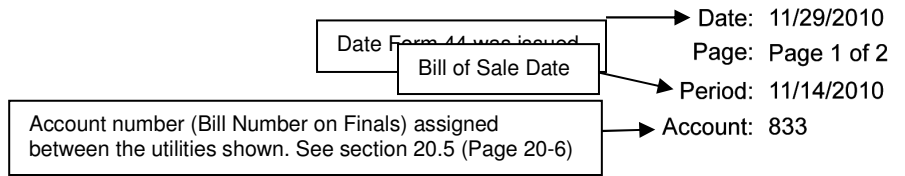
Page 21-E5

2025 Edition
Confidential

BILL OF SALE - FORM 44

EXAMPLE E6 – Page 1 of 2

JPC PRODUCTIONS



BILL OF SALE - FORM 44

AND

ACKNOWLEDGE OF TITLE

UNDER JOINT POLE AGREEMENT DATED JANUARY 1, 1998

BETWEEN

XO Communications

AND

Verizon Wireless

NET AMOUNT DUE: Verizon Wireless \$491.00 ← Net Amount due to utility shown (taken from page 2)

Above utilities hereby transfer to each other the interests and/or render an accounting for labor performed and/or materials supplied or salvaged as detailed in the attached joint pole authorizations, made a part hereof. Sales are made subject to mortgages, deeds of trust or other prior liens upon property specified therein.

Signature of person approving the Amount Due/Owed

APPROVED CORRECT : _____ **APPROVED CORRECT :** _____

EXECUTED FOR: _____ **EXECUTED FOR:** _____

XO Communications _____ **Verizon Wireless** _____

BY: _____ **BY:** _____

Authorized Approval Signature for the Transaction

(January 2012)

BILL OF SALE - FORM 44
EXAMPLE E6 – Page 2 of 2

JPC PRODUCTIONS

Date: 11/29/2010
 Page: Page 2 of 2
 Period: 11/14/2010
 Account: 833

BILL OF SALE - FORM 44

AUTHORIZATION NUMBER

NXT-17089-03
 NXT-17089-04
 NXT-17089-07
 NXT-17089-08

Column Totals For This Account

JPA(s): 4

| <u>Due - NXT</u> | <u>Due - ATC</u> |
|------------------|------------------|
| 0.00 | 292.00 |
| 0.00 | 160.00 |
| 0.00 | 30.00 |
| 0.00 | 9.00 |
| \$0.00 | \$491.00 |

→
 List of Finals processed for the account in the month

↖ ↗
 Total dollars shown on each Final for each member is listed

(January 2012)

21-F

Miscellaneous Forms

FORM 50-GPS COORDINATES ADDITION/CORRECTION

EXAMPLE F1

- | | |
|--|---|
| <p>(1) This form shows a member notifying the pole's base owner of the addition/correction of a joint pole's GPS coordinates.</p> <p>(2) All poles listed on form need to be for the same base owner.</p> <p>(3) The first entry shows the proposed addition of GPS coordinates (WGS84).</p> | <p>(4) The second entry shows the proposed correction of GPS coordinates (WGS84).</p> <p>(5) If the base owner approves the proposed GPS coordinates, this section is to be completed.</p> <p>(6) If the base owner denies the proposed GPS coordinates, this section is to be completed.</p> |
|--|---|

FORM 50 GPS Coordinates Addition/Correction

| | | | | |
|-------|---------|----------------|---------------------|----------------|
| | Utility | Representative | Phone No. or E-Mail | |
| To: | U1 | JONES | 888-888-8888 | Date: 6/2/2022 |
| From: | U2 | JOHNSON | 888-888-8888 | |

| | No. | SCJPC Unique ID | Pole Number | Existing Latitude | New/Updated Latitude | Existing Longitude | New/Updated Longitude |
|---|-----|-----------------|-------------|-------------------|----------------------|--------------------|-----------------------|
| 3 | → 1 | 354846 | 84354U1 | N/A | 33.515748 | N/A | -117.384365 |
| 4 | → 2 | 138745 | 96412U1 | 34.659587 | 34.559587 | -118.684698 | -118.548695 |
| | 3 | | | | | | |
| | 4 | | | | | | |
| | 5 | | | | | | |
| | 6 | | | | | | |
| | 7 | | | | | | |
| | 8 | | | | | | |
| | 9 | | | | | | |
| | 10 | | | | | | |

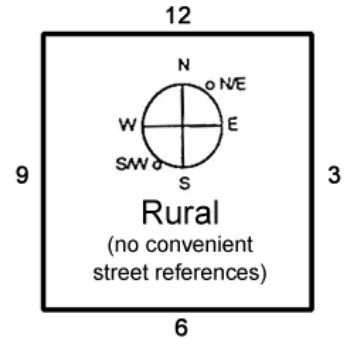
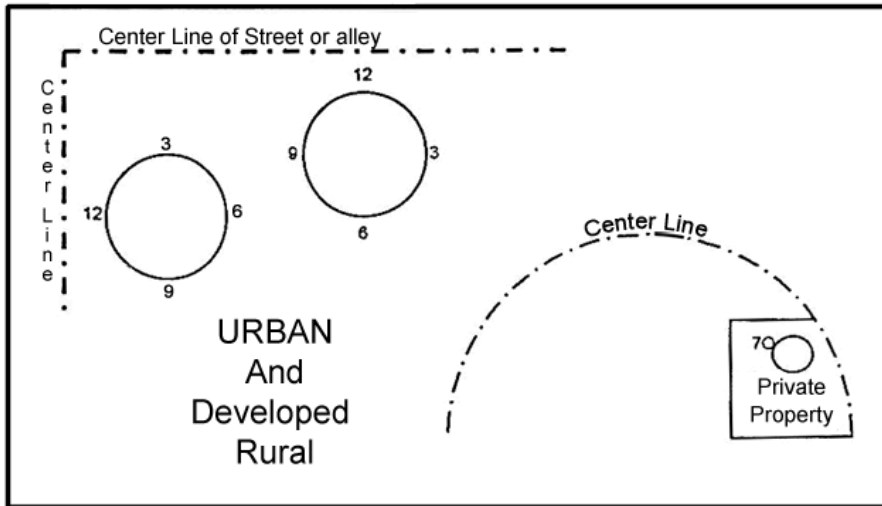
5

| | | |
|---|---------------------|-----------|
| → | Approved Date: | 6/14/2022 |
| → | Approved By: | JONES |
| → | Date Sent to SCJPC: | 6/14/2022 |

6

| | | |
|---|--------------------|-------|
| → | Denial Date: | _____ |
| → | Denied By: | _____ |
| → | Reason for Denial: | _____ |
| | | _____ |
| | | _____ |

Note: This form is only to be used by existing owner on record
PRELIMINARY JOINT POLE AUTHORIZATION
PLACE RISER(S) SECTION 3.4
EXAMPLE F2



Revised January 2007

J/P RISER NOTIFICATION FORM 9

____ TO PLACE RISER(S) SECTION 3.4

| | UTILITY | REPRESENTATIVE | PHONE NUMBER |
|-------|---------|----------------|--------------|
| From: | U1 | J.SMITH | 818-555-5555 |
| To: | U2 | M.JONES | 714-323-3333 |
| To: | | | |
| To: | | | |
| To: | | | |
| To: | | | |
| To: | | | |

| | |
|--------------------------------|--|
| POLE NO.: 1234-U1 | LOCATION: "A" ST S/S 50' E/O 1 ST ST |
| COMMUNITY BEVERLY HILLS | C/L OF: "A" ST |
| 1:00 <u>EXIST 2"</u> | 5:00 _____ 9:00 _____ |
| 2:00 <u>EXIST 4"</u> | 6:00 <u>PL 4"</u> 10:00 _____ |
| 3:00 _____ | 7:00 _____ 11:00 _____ |
| 4:00 _____ | 8:00 _____ 12:00 _____ |
| COMMENTS: _____ | |

| | |
|------------------------|------------------------|
| POLE NO.: _____ | LOCATION: _____ |
| COMMUNITY _____ | C/L OF: _____ |
| 1:00 _____ | 5:00 _____ 9:00 _____ |
| 2:00 _____ | 6:00 _____ 10:00 _____ |
| 3:00 _____ | 7:00 _____ 11:00 _____ |
| 4:00 _____ | 8:00 _____ 12:00 _____ |
| COMMENTS: _____ | |

(Revised January 2024)

FORM 16 – REALLOCATION OF SPACE EXAMPLE F3

The Reallocation of Space form is for the Power owners to reallocate their current space of ownership without issuing a JPA. Their space of ownership needs to remain the same and safety clearance must be adequate.

Per JPC guidelines, the 6’ safety clearance is from the highest communication attachment up 6’. Power may be attached at the top of the pole thus would own from the top of the pole to the beginning of the 6’ safety clearance.

For example on a 55’ pole: (useable footage = 24’)

- Top grade is 48’ Power is attached at 47’
- The highest communication is at 22’
- Safety clearance is 6’ up from 22’ to 28’
- Communication owns 22-4.
- Power owns 48-20

Power wants to attach their P-Comm at 23’

- Now the safety clearance zone is 6’ up from 23’ up to 29’
- Since power ‘s attachment is at the top of the pole, there is adequate safety clearance.

Power would reallocate their space as:

- 48-19 and 23-1, Power still owns 20’
- Communication’s space and grade would remain the same 22-4

The Form 16 excel file is sent to JPC electronically to update the joint pole record.

The pole record would indicate the record change is due to a reallocation form, month and year.

| Unique ID | Pole Number | Status | Height | Company1 | Company1GnS | NewCompany1GnS | AncForCompany1 | AncForCompany1a | Company2 | Company2GnS | NewCompany2GnS | AncForCompany2 | AncForCompany2a | Company3 |
|-----------|-------------|--------|--------|----------|------------------------|------------------------------|----------------|-----------------|----------|-------------|----------------|----------------|-----------------|----------|
| 728755 | 56806M | A | 45 | MM | L.60 | L39-8 25-1 | | | HLA | .40 24' | 24-6 | | | |
| 728776 | 56887M | A | 45 | MM | | 39-8 25-1 | | | VZ | 24' | 24-6 | | | |
| 728777 | 56888M | A | 50 | MM | L.65 | L43-12 25-1 | | | VZ | .35 24' | 24-6 | | | |
| 729030 | 56800M | A | 40 | MM | L34-4 | L34-3 25-1 | | | HLA | 24-6 | 24-6 | | | |
| 771311 | 5682M | A | 45 | MM | .67 | 39-9 | .50 | | HLA | .33 23' | 23-5 | 50 1" AN (N) | | |
| 771312 | 5683M | A | 40 | MM | .50 | 34-4 | .50 | | HLA | .50 24' | 24-6 | 50 3/4" AN(E) | | |
| 771313 | 5685M | A | 40 | MM | L.50 | L34-3 25-1 | | | HLA | .50 23' GR | 23-5 | | | |
| 997594 | 56885M | A | 60 | MM | 34KV .75 | 34K 52-21 25-1 | | | VZ | .25 24' | 24-6 | | | |
| 1544235 | 56804M | A | 45 | MM | 39-9 | 39-8 25-1 | .50 | | HLA | 24-6 | 24-6 | 50 1" AN (W) | | |
| 1640673 | 56849M | A | 50 | MM | L43-9 C27-1 C28-1 26-2 | L43-8 C29-1 C28-1 C27-1 26-2 | | | HLA | 24-6 T24 | 24-6 T24 | | | |
| 1640676 | 56848M | A | 50 | MM | L43-9 C28-1 27-3 | L43-9 C28-1 C27-1 26-2 | | | HLA | 24-6 T24 | 24-6 T24 | | | |

New grade & space:
Must include circuits if available.
E.g.: KV, L, C27-1, T25-1, etc.

Don't need to include these fields if there are no changes

New grade & space:
Must include circuits if available.
E.g.: KV, L, C27-1, T25-1, etc.

Don't need to include these fields if there are no changes

(January 2015)

NOTIFICATION OF G.O. 95 NON-CONFORMANCE - FORM 11
EXAMPLE F4

JOINT ATTACHMENT
NOTIFICATION OF G.O. 95 NON-CONFORMANCE

The following condition type(s) has been identified during the normal course of business. Your company or company's tenant may have created a safety and / or reliability condition that could adversely affect power and communication systems. Provided is this notification so your company can take the appropriate action.

Date: _____

To: _____ From: _____

Pole No: _____

Location: _____

CONDITION TYPE (*Check all that apply*) Pole Anchor Attachment Other

Extreme or very high fire threat zones: Yes No Tier 2 Tier 3

A. NON-CONFORMANCE

B. FACILITIES OUTSIDE OF GRADE AND SPACE

Member's Space allotted on Pole: _____

Type of facilities not in correct member space: _____

Location of facilities not in correct grade and space: _____

Grade that Member facilities should be in: _____

Contact Name _____ Phone No. _____

Email _____

C. RESPONSE

Contact Name _____ Phone No. _____

Email _____

(Revised January 2024)