

## **Southern California Joint Pole Committee**

279 E. Arrow Hwy. Suite 104  
San Dimas, CA 91773  
Phone (909) 599-3801

January 21, 2026

A regular meeting of the **Operating Committee** took place on the above date, at 10:45 a.m., via teleconference.

Those in attendance were:

Mr. Lex Treepaisan	Frontier Communications
Mr. John Bacon	City of Los Angeles
Ms. Silvana Ray	Southern California Edison
Mr. Kristoffer Scheetz	Southern California Edison
Ms. April DeBarge	Southern California Edison
Ms. Carla Stephen	Southern California Edison
Ms. Shelby Mulvehill	Southern California Edison
Ms. Marisol Bailey	Southern California Edison
Mr. Micheal Pearson	Southern California Edison
Mr. Samuel Picazo	Southern California Edison
Mr. Kevin Flores	Southern California Edison
Mr. Julian Ruiz	AT&T California
Ms. Kay Black	AT&T California
Mr. Barry Consulter	AT&T California
Mr. Alvin Robielos	AT&T California
Mr. Aaron Cochran	AT&T California
Ms. Joy Young	AT&T California
Ms. Veronica Casanova	AT&T California
Ms. Aarize Dizon	Crown Castle NG West Inc.
Ms. Jacqueline Costa	Crown Castle NG West Inc.
Mr. Jeremy Effinger	Crown Castle NG West Inc.
Mr. James Todaro	Verizon Wireless
Mr. Alex Parra	City of Riverside
Mr. John Vu	City of Anaheim
Mr. Edward Khashadourian	City of Glendale
Mr. Howard Chadwick	MCI Metro ATS/MCI Telecommunications/XO Communications
Ms. Maria Ortiz	MCI Metro ATS/MCI Telecommunications/XO Communications
Mr. Salvador Zambrano	City of Burbank
Ms. Katia Muradian	City of Pasadena
Ms. Yesenia Delgado	Time-Warner Cable
Ms. Lynne LaFrenais	Bear Valley Electric Service, Inc.
Mr. Ben Coffey	City of Banning
Mr. David Campo	City of Lompoc
Mr. Nick Van Stryk	City of Vernon (Petrelli Electric)
Ms. Alicia Smith	Sprint Nextel/Sprint Communications

Ms. Shawn Henderson	T-Mobile USA
Ms. Linda McLean	Extenet Systems
Ms. Heidi Seropian	Extenet Systems
Ms. Patti Ringo	Sonic Telecom, LLC
Ms. Angela Pranata	Committee Staff
Ms. Kathleen Allen	Committee

Chairperson, Mr. Treepaisan, called the meeting to order at 10:45 a.m. by addressing the first item on the agenda, the review of the **November 2025 meeting minutes**.

There were no questions or comments.

The second agenda item is the review of the **November 2025 and December 2025 Operating expense sheet**.

There were no questions or comments.

The third agenda item is **Accounts Receivable**.

Mr. Van Stryk inquired if all the delinquent accounts, over 60 days past due, be added to the one time deposit invoice that was discussed in the Administrative Board. For example, for the City of Vernon the deposit invoice would include the deposit amount voted on and any outstanding amounts 60 days past due. Mr. Van Stryk inquired about whether the one-time deposit amount planned for the upcoming month could also include all delinquent balances. He asked how the billing is typically sent, using City of Vernon as an example, the one-time \$1,300 assessment plus any outstanding amounts. Ms. Pranata explained that individual invoices are sent separately each month with their own invoice numbers. Because of this, combining them may not be feasible. Mr. Van Stryk responded, never mind then. Mr. Salvador asked whether accounts are considered delinquent after 30 or 60 days. Ms. Pranata clarified that accounts are considered past due after 60 days. Ms. LaFrenais noted that some companies showing past due balances dating back to June or July are considered seriously delinquent. Ms. Pranata agreed, explaining that T-Mobile's outstanding balance was only \$0.26, but other members such as Sprint Nextel Corp have not made payments since July 2025. Mr. Treepaisan stated that this may be an appropriate point to consider instituting accountability measures for members who are six months delinquent, suggesting a "walk of shame" approach to highlight repeated nonpayment. Ms. McLean responded that this review already occurs monthly, while Mr. Van Stryk noted that members tend to tune it out. Ms. Ray asked whether the committee should consider removing voting rights for severely delinquent members. Mr. Van Stryk agreed that such a measure could be valid. Mr. Treepaisan noted that an agenda item already exists for penalty discussions and suggested that members develop proposals for the next meeting. He added that limiting a member's ability to submit JPAs may be a stronger consequence than monetary penalties. He recommended revisiting the topic next month with proposed penalty options. Ms. Ray agreed. Ms. McLean expressed concern about the discussion, explaining that many outstanding balances originate from responsibilities owed to pole owners such as Edison and AT&T California for projects that occurred years ago. Determining how to apply payments to old, inactive programs is challenging. She emphasized that her organization is not intentionally avoiding payment and that she addresses late notices as soon as she receives them.

She stated she is making every effort to keep payments current. Mr. Van Stryk clarified that these delinquency discussions pertain specifically to SCJPC membership operating expenses not payments owed to pole owners like Edison. Ms. McLean acknowledged the distinction but noted that both obligations draw from the same budget. She further explained that aged pole owner bills complicate their allocation process. Mr. Van Stryk responded that while being 60 days past due is not catastrophic, being six months behind indicates internal budgeting concerns or the need to reprioritize. He suggested that companies communicate with pole owners like Edison regarding potential payment delays if needed. Mr. Treepaisan reiterated that obligations to other members and SCJPC operating costs are separate billing streams. He suggested that after three months of delinquency, the committee might begin addressing the issue directly with the member, and that at six months, stricter penalties should be considered. Mr. Van Stryk added that companies ultimately choose to attach to poles and therefore must budget accordingly. Mr. Treepaisan asked if there were any additional comments on delinquent accounts. Hearing none, he moved on to the next agenda item.

There were no further questions or comments.

The fourth agenda item on the agenda is **Member Board Attendance for November 2025.**

There were no questions or comments.

The fifth agenda item for discussion is **Billing Standardization of Procedures and Minutes.** Ms. Allen conducted a staff meeting on January 13, 2026, to review key JPA procedures. She discussed Section 7.6 A/B and clarified that, although the standard requirement is for the Date Sent to precede the Form 48 date, JPAs submitted under Section 7.6 A or B may still be accepted when the Form 48 date occurs first. She noted that this exception typically applies during emergency situations, such as damaged poles, where work is completed before the JPA can be prepared. In these cases, the Routine Handbook also allows the JPA to be finalized in fewer than 45 days. Ms. Allen then reviewed the proper use of the Date Sent and the Date Completed (received in the SCJPC office). She reiterated that if a JPA shows the same Date Sent and Date Completed, it must be returned via memo. The exception is when the JPA is a Correction of Record (COR), as the billing is based on the original JPA's Date Sent, which may legitimately match the Date Completed on the COR. Ms. Allen concluded with general office reminders and procedure updates to support consistent workflow and accuracy. She then opened the floor for questions. Ms. Black stated that Ms. Allen should also reference Section 13 in relation to the Form 48 date discrepancy, as Section 13 (Correction of Record) does not require a Form 48 date.

Ms. Allen then reported that the Billing Process Simplification meeting was originally scheduled for later that day. However, last year Ms. Allen emailed the chair, Ms. Dizon, with Mr. Treepasian and Mr. Bacon copied, requesting that the meeting be postponed to March 2026 so the committee could review the January 2026 memos. At the time, Ms. Allen did not believe the November 2025 memos would provide an accurate assessment of return reasons, as the majority of the billing was priority billing and the primary issue was members not responding within the required deadline. Reviewing the January 2026 memos will provide a more reliable set of return reasons. If the top three return reasons, invalid grade and space (space not adding up to useable

footage), invalid section (example, S/A 4.0 S/B 4.3), and missing section (e.g., 18.1D with no 1.2 or sharing grade missing Section 4.4), remain the same, the committee can then determine whether additional memo reviews are necessary until these issues are resolved.

There were no questions or comments.

The sixth item on the agenda is **JPA Member Activity**.

- Please contact SCJPC (Angela) if members would like to meet with the SCJPC to discuss memos.

Ms. Pranata presented the Member Activity Report for November 2025 and December 2025. (see attached). She noted that during November and December 2025, the office processed many Priority Bill (PB) JPAs, which took longer to process than regular JPAs. She reported that during the month of November, the office processed 4,369 poles and billed 3,223 poles during regular hours. During overtime, the staff processed an additional 1,646 poles which came from 485 JPAs. During the month of December, the office processed 4,458 poles and billed 2,833 poles during regular hours. During overtime, the staff processed an additional 1,658 poles which came from 447 JPAs. Ms. Pranata noted that in both November and December, the office handled a significant number of priority bill JPAs, which Ms. Allen would address later in the meeting.

There were no questions or comments.

The seventh item on the agenda is **Miscellaneous Items**.

SCJPC Office updates:

- Office productivity without OT
- SCJPC OT monthly report. SCJPC will pay for OT starting July 2024. SCJPC to process all JPAs in the order they are received.
- Billed JPAs - Poles percentages

Ms. Pranata reported that the next page shows Productivity *without Overtime* report (see attached). Which list the 2024 and 2025 year.

Ms. Pranata then displayed the *SCJPC Overtime Monthly Update* report (see attached). Ms. Pranata stated that during overtime, in November 2025, the staff worked an additional 144.50 hours and in December 2025 the staff worked an additional 146 hours.

Ms. Pranata reported the next page is the *Report from the SCJPC database* on all finalized JPAs and poles (see attached). Ms. Pranata stated in December 2025, 86.80% of all finalized poles were Edison base owned.

Ms. Pranata concluded by reviewing the final page of the report, which reflects the *2024 and 2025 Productivity Summary (without overtime)* (see attached). She noted that throughout 2025, staff efforts were heavily focused on priority bill JPAs, which required more resources and significantly more processing time than regular JPAs. Despite this increased workload, the staff achieved substantial productivity gains. The office recorded an 11.38% increase in the number of poles billed and a 16.92% increase in the number of JPAs billed compared to the previous year. These higher volumes also

resulted in more JPAs being billed, allowing members to receive reimbursements from other members.

There were no questions or comments.

### *Billing Errors/Billing Questions (standing agenda)*

#### Duplicate JPAs on the FIFO List

Ms. Mulvehill shared her screen and opened a Word document to review Example #1, which involved a specific JPA. In this scenario, ATS submitted the same JPA three separate times with different pole counts, and all three versions remain on the FIFO list. Ms. Mulvehill stated this makes it difficult for Edison to determine the correct pole count. Additionally, the version submitted on 12/24/2025 (with three poles) is projected for processing in the 1/26 bill of sale. The question raised was whether only that version would be removed from the FIFO list or whether SCJPC would address all three submissions simultaneously. Ms. Mulvehill stated that she would think from a contractor's perspective, receiving a memo would typically suggest they need to resubmit, leaving the remaining versions dated 10/29, 11/13, and whichever is submitted next still on the FIFO list. Ms. Mulvehill asked why the pole counts differed and what had occurred with this JPA. Mr. Van Stryk suggested issuing a Form 7 "Do Not Bill" until the discrepancies were resolved. However, Ms. Mulvehill noted that since many JPAs in the FIFO list have similar issues, issuing numerous "Do Not Bills" would not be practical. Ms. Allen explained that several JPAs are submitted multiple times with inconsistent pole counts. In this case, the 12/24 submission was flagged with an error by the administrative aide before it advanced to billing; the other two submissions (10/29 and 11/13) were not flagged and therefore moved into the FIFO queue. Once the 12/24 version is processed, the billers will receive the remaining two versions and will automatically return them due to conflicting pole counts, asking which version should be processed. Ms. Mulvehill confirmed her understanding that billers would review the 10/29 and 11/13 submissions together. Ms. Allen agreed and explained that duplicates are not reviewed prior to distribution. The administrative aide only addresses errors on individual submissions; duplicates remain in the queue until assigned to a biller. At that point, the biller receives all pending versions. Some JPAs have five or six copies. Ms. Allen added that for ATS specifically, the contractor (Ridgeline) has not responded to her outreach. She has informed them of these repeated submissions, and based on information from other members, some companies simply continue submitting the same JPA until one version finalizes. Multiple individuals within the same company may submit the same JPA without coordinated tracking, further contributing to duplicates. Ms. Mulvehill noted that this explains why contractors may resubmit after receiving a memo. They may not realize older versions remain in the queue. Ms. Allen confirmed that many contractors do not have access to the FIFO or Memo lists. Ms. Ortiz stated she will contact Ridgeline directly to obtain the correct JPA numbers, pole count, and desired submission date. She asked whether she could provide a list of JPA numbers to be removed from the queue. Ms. Allen confirmed she could and offered to share both the current list and her previous communication with the contractor.

Ms. DeBarge raised a concern in situations where multiple versions of a JPA exist with varying pole counts (e.g., 3, 10, and 12 poles), the SCJPC typically issues a memo for all duplicates rather than processing any of them. She suggested this should be standard practice. None of the duplicates should be billed or reviewed until the submitter identifies the correct version and submits only one. Ms. Allen explained that currently, if the administrative aide identifies an error, that version is returned immediately. Remaining versions are not reviewed until a biller receives them. If a biller encounter duplicates with differing pole counts, all are returned. However, if multiple submissions are identical, the earliest submission (based on date received) is processed, and the others are returned. Due to the volume of JPAs, staff cannot review duplicates earlier in the process without impacting billing timelines. Ms. Mulvehill concluded by noting the scale of the issue. There are approximately 515 duplicate JPAs on the FIFO list alone, not including those already classified as memos. Additionally, 80 more duplicates were returned as memos in November and December bill of sale.

Ms. Mulvehill presented Example #2 and noted that the JPA appeared on both the Memo list and the FIFO list. She explained that the FIFO submission date showed 3/4/25, even though the memo had already been returned earlier, causing confusion about whether this was an error or whether the JPA was still being processed. Ms. Allen clarified that the JPA had been submitted multiple times. Ms. Allen then explained the 6/14/2024 submission resulted in a memo for 9/24 bill of sale. The 10/15/2024 submission resulted in a memo for 4/25 bill of sale. The 3/4/2025 submission is the valid one still pending in the queue. She explained that it is possible for a JPA to appear on both lists when members submit it multiple times. Each submission receives its own date received entry; if earlier versions are returned via memo, the later submission remains in the queue. Ms. Black asked why the “memo” field is populated on some FIFO list entries and not others. Ms. Allen explained that when SCJPC returns a JPA, the file name is updated to include “memo.” If members resubmit the JPA without removing the memo notation, SCJPC carries that notation into the FIFO list. If members remove it, staff will not know until the file is opened. The FIFO list relies on how the file name is submitted to determine whether to mark it as a previously returned memo.

Ms. Mulvehill presented one additional example, noting it appeared to be another duplicate set of submissions. The member submitted a JPA on 4/15/25, received a memo in November, and then submitted another version on 6/18/25, which remains in the queue. She explained that, from the member perspective, managing JPAs across the memo list, FIFO list, and priority bills is becoming increasingly confusing especially when determining which JPAs must bill first. Ms. Pranata proposed reviewing duplicated JPAs twice per year rather than monthly, as more frequent reviews would take substantial time away from billing. She suggested assigning one or two billers to clear out duplicates. First in February and then again six months later. Ms. Black suggested shifting the responsibility back to the members by having each member review and correct their duplicates by a specified deadline. Ms. Pranata agreed, stating SCJPC could compile a list of all duplicates every six months and send it to members, who would then confirm which version is correct so staff can delete the others. Ms. DeBarge raised concerns about duplicates reaching billers at all. She explained that when JPAs are received at the front desk, they are logged without being checked for duplication. She stated that ideally,

duplicates should be identified at the administrative level before reaching billers, preventing confusion and extra work. Billers should not need to review multiple submissions or determine which one to process.

Following discussion, it was agreed that Ms. Pranata and Ms. Allen will review SCJPC's internal processes to determine whether changes should be made so that duplicate JPAs can be identified and resolved at the administrative level before reaching billers. Ms. Pranata added that cleaning up duplicates may take one to two months and asked for patience during that transition.

There were no further questions or comments.

#### Priority JPAs (SCJPC Office)

- Increasing
  - Jul 25 BS 97 JPAs 724 POLES
  - Aug 25 BS 241 JPAs 1337 POLES
  - Sep 25 BS 432 JPAs 1753 POLES
  - Oct 25 BS 360 JPAs 2636 POLES
  - Nov 25 BS 636 JPAs 3146 POLES
  - Dec 25 BS 369 JPAs 3205 POLES
  - Jan 25 BS 0 JPAs 0 POLES (Buffer Month)
  - Feb 25 BS 324 JPAs 1776 POLES

Ms. Allen explained that for the December Bill of Sale, which has already been finalized, the office received 639 priority JPAs. As noted in the Member Activity, some JPAs were returned via memo, and others were categorized as holdovers. Of the 65 JPAs that were returned, members were unable to provide corrected JPAs within the two business day deadline, did not resolve all identified errors, or corrected them incorrectly. For example, when instructed to fix an invalid grade or space, some members resubmitted the JPA with the same error. Because the deadline had passed, these JPAs had to be returned via memo. Regarding the holdovers, these were JPAs that members requested to be processed as priority throughout the month. However, because the December workload had already been fully distributed and based on previous direction SCJPC should not retract work from staff to prioritize new JPAs. These holdover items will be distributed and processed in the next distribution cycle. Ms. Allen continued for January Bill of Sale, there were no priority JPAs because it served as a buffer month to prepare for February and forward. For the upcoming February Bill of Sale (covering priority JPAs December 6<sup>th</sup> through January 5<sup>th</sup>), Ms. Allen already knows SCJPC has 349 priority JPAs and 2,013 poles. This allows Ms. Allen to confidently distribute an additional 3,732 items from the FIFO list, pending full staff, for staff distribution. Previously, this number was unknown because SCJPC was processing priority items throughout the month. Now that the buffer month is complete, Ms. Allen can begin each month with clear visibility into both the total number of priority JPAs and how many additional JPAs can be pulled from the FIFO list. This assumes full staffing; numbers may adjust if staff are out sick or on vacation. Overall, this process eliminates the need to retract work and allows billing staff to begin processing immediately with consistent workloads. Mr. Treepaisan responded that it sounds great. Ms. Allen emphasized that this updated process should result in a

smoother workflow and increased productivity. With full staffing, Ms. Allen now has a clear projection of how many poles from the FIFO list that can be completed for each bill of sale.

There were no further questions or comments.

#### 2026 Proposed Operating Budget

- In the January 2026 Administrative Board Agenda for a vote.

Ms. Pranata asked for confirmation that she could inform the landlord that the lease will not be renewed, noting that the landlord has been contacting her. Mr. Treepaisan confirmed this. Ms. Pranata then stated that she would proceed with closing the office.

There were no further questions or comments.

#### Request to Create Subfolders in Form 7 SharePoint Directory

Ms. Black asked whether SCJPC could create two separate subfolders within the Form 7 SharePoint folder. She explained that the current structure contains one large folder for both “OK to Bill” and “Do Not Bill” items. In her view, the “OK to Bill” items are already resolved and separating them into a “Resolved” folder would remove them from her active workflow. She added that keeping the active “Do Not Bill” items in a separate folder would help her manage outstanding issues more efficiently. Ms. Pranata responded that she would need additional time to consider the request. Ms. Black stated that the change would be greatly appreciated. Mr. Treepaisan suggested that Ms. Pranata could look into the matter. Ms. Pranata then clarified that she would need to review internal processes before confirming. She noted that separating the folders could potentially extend end of month reporting and daily Form 7 processing times. Ms. Black stated that she initially thought the request would simplify the process but understood if there were internal constraints. She thanked the team for their assistance.

There were no further questions or comments.

#### Engagement of Tax Attorney for State Registration and Compliance

Ms. Pranata stated that the organization intends to engage a tax attorney, specifically one who specializes in nonprofit tax matters. The attorney’s rate is \$375 per hour, and she estimated that it would take no more than one hour to assist with the necessary filings to complete SCJPC’s registration with the State of California and potentially secure an exemption with the Franchise Tax Board. Mr. Treepaisan provided additional context. He explained that when SCJPC explored loan options or payroll assistance, the bank inquired whether the organization was registered with the State of California as a nonprofit. Since SCJPC was not registered, the bank initiated an internal audit and subsequently froze the organization’s accounts pending proof of state nonprofit registration with the Secretary of State. Ms. Pranata completed and submitted the required paperwork, and SCJPC received its official state registration

number, which was provided to the bank. However, this process also triggered a review by the Franchise Tax Board. There is concern that the agency may request financial records going back as far as ten years, given that SCJPC has been operating in California without being registered during that period. Due to these potential implications, particularly the possibility of back tax reviews and historical financial disclosures, SCJPC is hiring a tax attorney to manage all necessary filings and address any issues that may arise.

There were no further questions or comments.

**Review of Action Items:**

- Ms. Pranata and Ms. Allen will review internal processes to identify and address duplicate JPA submissions.

The meeting adjourned at 11:38 a.m. until February 18, 2026.

Transcribed by Ms. Kathleen Allen – Committee Staff

SOUTHERN CALIFORNIA JOINT POLE COMMITTEE  
Statement of Operating Expenses and Capital Investments

OPERATING EXPENSES	Details	November 30, 2025			YTD Through November, 30 2025			%	Annual
		Budgeted	Recorded	Variance	Budgeted	Recorded	Variance		
<b>EMPLOYEE EXPENSE</b>									
Salaries		95,526	<b>75,133.94</b>	20,391.64	1,050,781	<b>917,304.01</b>	133,477.32	13%	1,146,306.91
Regular (Budgeted)		<b>75,133.94</b>	-	-	-	-	-		
Insurance		10,469	<b>11,390.96</b>	(921.98)	115,159	<b>107,172.89</b>	7,985.84	7%	125,627.70
Health/Dental		<b>11,390.96</b>	-	-	-	-	-		
Life (quarterly)		-	-	-	-	-	-		
Payroll Taxes		7,642	<b>5,408.59</b>	2,233.46	84,063	<b>64,148.83</b>	19,913.67	24%	91,704.55
Workers Compensation		450	<b>307.25</b>	142.75	4,950	<b>4,809.00</b>	141.00	3%	5,400.00
Miscellaneous expenses/ Travel mileage reimbursement		33	<b>42.00</b>	(8.67)	367	<b>151.90</b>	214.77	59%	400.00
<b>PENSION EXPENSE</b>									
Contribution-SEP IRA		9,064	<b>7,228.84</b>	1,835.15	99,704	<b>82,439.86</b>	17,264.07	17%	108,767.92
<b>MONTHLY RECURRING</b>									
Rent		10,361	<b>10,361.76</b>	(0.40)	113,975	<b>112,935.18</b>	1,039.84	1%	124,336.38
Alarm System	Quarterly	58	-	58.33	642	<b>530.91</b>	110.76	17%	700.00
Telephone & Internet	Cell, Fax, Internet, Business Voice	606	<b>708.13</b>	(102.46)	6,662	<b>7,689.94</b>	(1,027.61)	-15%	7,268.00
Postage & Shipping		31	<b>38.75</b>	(7.50)	344	<b>278.86</b>	64.89	19%	375.00
Business/Property Insurance	<b>Pro-Rated</b>	193	-	193.33	2,127	<b>1,802.63</b>	324.04	15%	2,320.00
Committee Meetings	** Each company pays for the number of people they bring to the meeting.	41.67	-	41.67	458	<b>323.64</b>	134.69		500.00
<b>EQUIPMENT &amp; FURNITURE</b>									
Copy Machine - CBE (repair, maintenance, supplies)	Sharp copy machine	8	-	8.33	92	<b>49.57</b>	42.10	46%	100.00
				-		-	-		
				-		-	-		
				-		-	-		

SOUTHERN CALIFORNIA JOINT POLE COMMITTEE  
Statement of Operating Expenses and Capital Investments

OPERATING EXPENSES	Details	November 30, 2025			YTD Through November, 30 2025			%	Annual
		Budgeted	Recorded	Variance	Budgeted	Recorded	Variance		
<b>NETWORK SYSTEM</b>				-		-	-		
Computer-LAN Maintenance Contract (IT service), offsite server backup, labor for on site support, firewall license		1,523	1,194.25	329.08	16,757	13,367.03	3,389.64	20%	18,280.00
FRIEND Support		400	400.00	-	4,400	4,400.00	-	0%	4,800.00
Hosting: SCJPC Website, Cloud Azure VM Server, Azure VM Licenses (Server/SQL), Sharefile, Email, Domain		1,108	1,059.46	48.87	12,192	12,395.23	(203.56)	-2%	13,300.00
Computer (repair, maintenance, supplies)		-	109.60	(109.60)	1,146	328.88	816.95	71%	1,250.00
				-		-	-		
<b>PRINTING &amp; SUPPLY</b>				-		-	-		
Office Printing		-	-	-	92	25.52	66.15	72%	100.00
Office Supplies		-	18.62	(18.62)	710	420.20	290.22	41%	775.00
				-		-	-		
				-		-	-		
<b>CONTRACT SERVICES</b>				-		-	-		
Accountant/Yearly Financial Review	Yearly	458	-	458.33	5,042	5,625.00	(583.33)	-12%	5,500.00
Attorney* (Vision Law Corp)	Equal Assessment	500	499.00	1.00	5,500	5,489.00	11.00	0%	6,000.00
		-	-	-		-	-		
				-		-	-		
<b>GENERAL EXPENSE</b>				-		-	-		
Payroll Service Fees		224	212.00	12.00	2,464	2,069.30	394.70	16%	2,688.00
Bank fees/Checks printing	Pro-Rated	8	-	8.33	92	212.00	(120.33)	-131%	100.00
Publications/Subscriptions/Reference (DocuSign)		21	-	20.83	229	123.00	106.17	46%	250.00
Seminars, professional development, & tuition		117	-	116.67	1,283	822.44	460.89	36%	1,400.00
Team Building	Equal Assessment	167	-	166.67	1,833	847.52	985.81	54%	2,000.00
Member Retirement plaques		42	-	41.67	458	-	458.33	100%	500.00
Scan & shred confidential document	Scanned Accounting boxes	83	550.00	(466.67)	917	550.00	366.67	40%	1,000.00
<b>Total Operating Expenses</b>		139,135.37	114,663.15	24,472.22	1,532,437.01	1,346,312.34	185,758.00	12%	1,671,749.46



SOUTHERN CALIFORNIA JOINT POLE COMMITTEE  
Statement of Operating Expenses and Capital Investments

OPERATING EXPENSES	Details	December 31, 2025			YTD Through December, 31 2025			%	Annual
		Budgeted	Recorded	Variance	Budgeted	Recorded	Variance		
<b>EMPLOYEE EXPENSE</b>									
Salaries		95,526	76,714.96	18,810.62	1,146,307	994,018.97	152,287.94	13%	1,146,306.91
Regular (Budgeted)		76,714.96	-	-	-	-	-		
Insurance		10,469	11,560.36	(1,091.39)	125,628	118,733.25	6,894.45	5%	125,627.70
Health/Dental		11,211.46	-	-	-	-	-		
Life (quarterly)		348.90	-	-	-	-	-		
Payroll Taxes		7,642	5,401.25	2,240.80	91,705	69,550.08	22,154.47	24%	91,704.55
Workers Compensation		450	283.24	166.76	5,400	5,092.24	307.76	6%	5,400.00
Miscellaneous expenses/ Travel mileage reimbursement		33	23.31	10.02	400	175.21	224.79	56%	400.00
<b>PENSION EXPENSE</b>									
Contribution-SEP IRA		9,064	7,237.64	1,826.35	108,768	89,677.50	19,090.42	18%	108,767.92
<b>MONTHLY RECURRING</b>									
Rent		10,361	10,361.76	(0.40)	124,336	123,296.94	1,039.44	1%	124,336.38
Alarm System	Quarterly	58	182.97	(124.64)	700	713.88	(13.88)	-2%	700.00
Telephone & Internet	Cell, Fax, Internet, Business Voice	606	699.24	(93.57)	7,268	8,389.18	(1,121.18)	-15%	7,268.00
Postage & Shipping		31	59.25	(28.00)	375	338.11	36.89	10%	375.00
Business/Property Insurance	Pro-Rated	193	515.75	(322.42)	2,320	2,318.38	1.62	0%	2,320.00
Committee Meetings	** Each company pays for the number of people they bring to the meeting.	41.67	-	41.67	500	323.64	176.36		500.00
<b>EQUIPMENT &amp; FURNITURE</b>									
Copy Machine - CBE (repair, maintenance, supplies)	Sharp copy machine	8	-	8.33	100	49.57	50.43	50%	100.00
				-		-	-		
				-		-	-		
				-		-	-		

SOUTHERN CALIFORNIA JOINT POLE COMMITTEE  
Statement of Operating Expenses and Capital Investments

OPERATING EXPENSES	Details	December 31, 2025			YTD Through December, 31 2025			%	Annual Budget
		Budgeted	Recorded	Variance	Budgeted	Recorded	Variance		
<b>NETWORK SYSTEM</b>				-		-	-		
Computer-LAN Maintenance Contract (IT service), offsite server backup, labor for on site support, firewall license		1,523	1,194.25	329.08	18,280	14,561.28	3,718.72	20%	18,280.00
FRIEND Support		400	400.00	-	4,800	4,800.00	-	0%	4,800.00
Hosting: SCJPC Website, Cloud Azure VM Server, Azure VM Licenses (Server/SQL), Sharefile, Email, Domain		1,108	1,059.46	48.87	13,300	13,454.69	(154.69)	-1%	13,300.00
Computer (repair, maintenance, supplies)		-	189.92	(189.92)	1,250	518.80	731.20	58%	1,250.00
				-		-	-		
<b>PRINTING &amp; SUPPLY</b>				-		-	-		
Office Printing		-	-	-	100	25.52	74.48	74%	100.00
Office Supplies		-	73.98	(73.98)	775	494.18	280.82	36%	775.00
				-		-	-		
				-		-	-		
<b>CONTRACT SERVICES</b>				-		-	-		
Accountant/Yearly Financial Review	Yearly	458	-	458.33	5,500	5,625.00	(125.00)	-2%	5,500.00
Attorney* (Vision Law Corp)	Equal Assessment	500	5,559.00	(5,059.00)	6,000	11,048.00	(5,048.00)	-84%	6,000.00
	Letter for COG	-	-	-		-	-		
				-		-	-		
<b>GENERAL EXPENSE</b>				-		-	-		
Payroll Service Fees		224	449.00	(225.00)	2,688	2,518.30	169.70	6%	2,688.00
Bank fees/Checks printing	Pro-Rated	8	(212.00)	220.33	100	-	100.00	100%	100.00
Publications/Subscriptions/Reference (DocuSign)		21	15.00	5.83	250	138.00	112.00	45%	250.00
Seminars, professional development, & tuition		117	-	116.67	1,400	822.44	577.56	41%	1,400.00
Team Building	Equal Assessment	167	617.41	(450.74)	2,000	1,464.93	535.07	27%	2,000.00
Member Retirement plaques		42	-	41.67	500	-	500.00	100%	500.00
Scan & shred confidential document	Scanned Accounting boxes	83	300.00	(216.67)	1,000	850.00	150.00	15%	1,000.00
<b>Total Operating Expenses</b>		139,135.37	122,685.75	16,449.62	1,671,749.46	1,468,998.09	202,601.37	12%	1,671,749.46

SOUTHERN CALIFORNIA JOINT POLE COMMITTEE  
Statement of Operating Expenses and Capital Investments

OPERATING EXPENSES	Details	December 31, 2025			YTD Through December, 31 2025			%	Annual Budget
		Budgeted	Recorded	Variance	Budgeted	Recorded	Variance		
<b>CAPITAL INVESTMENTS AND LONG TERM LIABILITIES CURRENT</b>									
<b>COMPUTER SYSTEM</b>									
Software Purchase and SCJPC website (minor) modification		121	-	120.83	1,450	<b>1,378.20</b>	71.80	5%	1,450.00
SCJPC Website update ADS	Equal Assessment		-			<b>1,200.00</b>			N/A
<b>EQUIPMENT &amp; FURNITURE</b>									
Purchases and leases (including Copy Machine)	Copy machine lease	400	<b>338.03</b>	61.97	4,800	<b>4,687.00</b>	113.00	2%	4,800.00
Hardware Purchase (e.g. New laptops for staff)		417	-	416.67	5,000	<b>3,860.96</b>	1,139.04	23%	5,000.00
<b>LONG TERM LIABILITY CURRENT</b>									
<b>Total Capital Investments &amp; Long Term Liabilities Current</b>		<b>937.50</b>	<b>338.03</b>	<b>599.47</b>	<b>11,250.00</b>	<b>11,126.16</b>	<b>1,323.84</b>	12%	11,250.00
Interest Earned/Misc Income			(0.40)			(4.72)			
COG Membership Appl Fee						(2,200.00)			
<b>TOTAL</b>		<b>140,072.87</b>	<b>123,023.38</b>	<b>17,049.09</b>	<b>1,682,999.46</b>	<b>1,477,919.53</b>	<b>205,079.93</b>	12%	<b>1,682,999.46</b>
*Items in blue are assessed equally									
1/6/2026									


**MEMBERS ACCOUNTS RECEIVABLE - DELINQUENT ACCOUNTS**


PAST DUE NOTICES - DO NOT DELETE THIS INFORMATION Accounting staff: please enter past due sent info in each row/each cell											
Company Name	Invoice Month	Due By	FORMULA 60 Days past due	Amount	Invoice Number	Company Code	Past Due Notice Date Sent	Past due sent to & response notes	Past Due Notices Date by	Input By	Input Date
AT&T Mobility	Sept 2025	October 31, 2025	12/30/2025	\$ 1,405.92	22695	LAC	1/12/2026	<a href="mailto:msanchez@motiveis.com">msanchez@motiveis.com</a> ; <a href="mailto:LACJPA@motiveis.com">LACJPA@motiveis.com</a>	JT	JT	12/9/2025
AT&T Mobility	Oct 2025	November 30, 2025	1/29/2026	\$ 1,783.18	22727	LAC		Not 60 days, will email the following month.		JT	1/12/2026
Boldyn Networks, US LLC	August 2025	September 30, 2025	11/29/2025	\$ 17.81	22679	MOB	12/9/2025; 1/12/26	<a href="mailto:am.us@boldyn.com">am.us@boldyn.com</a>	JT	JT	11/13/2025
City of Colton	Oct 2025	November 30, 2025	1/29/2026	\$ 1,695.86	22718	F		Not 60 days, will email the following month.		JT	1/12/2026
City of Glendale	Sept 2025	October 31, 2025	12/30/2025	\$ 1,649.77	22687	A	1/12/2026	Varghese George <a href="mailto:vgeorge@glendaleca.gov">vgeorge@glendaleca.gov</a>	JT	JT	12/9/2025
Extenet Systems, LLC	Oct 2025	November 30, 2025	1/29/2026	\$ 1,630.89	22741	EXT		Not 60 days, will email the following month.		JT	1/12/2026
MCI Metro/ATS	Oct 2025	November 30, 2025	1/29/2026	\$ 2,327.38	22728	ATS		Not 60 days, will email the following month.		JT	1/12/2026
MCI Telecomm	Oct 2025	November 30, 2025	1/29/2026	\$ 1,717.16	22729	MCI		Not 60 days, will email the following month.		JT	1/12/2026
Sprint Nextel Corp.	June 2025	July 31, 2025	9/29/2025	\$ 1,363.31	22596	SPR	10/7/2025; 11/13/2025; 12/9/2025; 1/12/26	Emailed to SPRJPA@motiveis.com; Bill.Nolan@t-mobile.com	GV, JT	GV	9/9/2025
Sprint Nextel Corp.	July 2025	August 31, 2025	10/30/2025	\$ 1,225.90	22628	SPR	11/13/2025; 12/9/2025; 1/12/26	Emailed to SPRJPA@motiveis.com; Bill.Nolan@t-mobile.com	JT	GV	10/7/2025
Sprint Nextel Corp.	August 2025	September 30, 2025	11/29/2025	\$ 1,312.03	22660	SPR	12/9/2025; 1/12/26	Emailed to SPRJPA@motiveis.com; Bill.Nolan@t-mobile.com	JT	JT	11/13/2025
Sprint Nextel Corp.	Sept 2025	October 31, 2025	12/30/2025	\$ 1,284.41	22692	SPR	1/12/2026	Emailed to SPRJPA@motiveis.com; Bill.Nolan@t-mobile.com	JT	JT	12/9/2025
Sprint Nextel Corp.	Oct 2025	November 30, 2025	1/29/2026	\$ 1,627.70	22724	SPR		Not 60 days, will email the following month.		JT	1/12/2026
T-MOBILE USA, INC	May 2025	June 30, 2025	8/29/2025	\$ 0.26	22571	PBM	12/9/2025; 1/12/26	<a href="mailto:shenderson@networkconnex.com">shenderson@networkconnex.com</a>	JT	GV	10/7/2025
T-MOBILE USA, INC	Oct 2025	November 30, 2025	1/29/2026	\$ 1,613.85	22731	PBM		Not 60 days, will email the following month.		JT	1/12/2026
Verizon Wireless	July 2025	August 31, 2025	10/30/2025	\$ 1,707.50	22617	ATC	11/13/2025; 12/9/2025; 1/12/26	<a href="mailto:Marco.Murillo@VerizonWireless.com">Marco.Murillo@VerizonWireless.com</a> ; <a href="mailto:ATCJPA@MOTIVEIS.COM">ATCJPA@MOTIVEIS.COM</a> ; <a href="mailto:JHARMON@MOTIVEIS.COM">JHARMON@MOTIVEIS.COM</a>	JT	GV	10/7/2025
Verizon Wireless	August 2025	September 30, 2025	11/29/2025	\$ 1,784.44	22649	ATC	12/9/2025; 1/12/26	<a href="mailto:Marco.Murillo@VerizonWireless.com">Marco.Murillo@VerizonWireless.com</a> ; <a href="mailto:ATCJPA@MOTIVEIS.COM">ATCJPA@MOTIVEIS.COM</a> ; <a href="mailto:JHARMON@MOTIVEIS.COM">JHARMON@MOTIVEIS.COM</a>	JT	JT	11/13/2025
Verizon Wireless	Sept 2025	October 31, 2025	12/30/2025	\$ 1,743.79	22681	ATC	1/12/2026	<a href="mailto:Marco.Murillo@VerizonWireless.com">Marco.Murillo@VerizonWireless.com</a> ; <a href="mailto:ATCJPA@MOTIVEIS.COM">ATCJPA@MOTIVEIS.COM</a> ; <a href="mailto:JHARMON@MOTIVEIS.COM">JHARMON@MOTIVEIS.COM</a>	JT	JT	12/9/2025
Verizon Wireless	Oct 2025	November 30, 2025	1/29/2026	\$ 2,215.30	22713	ATC		Not 60 days, will email the following month.		JT	1/12/2026
XO Communications	Oct 2025	November 30, 2025	1/29/2026	\$ 1,716.09	22734	NXT		Not 60 days, will email the following month.		JT	1/12/2026

Past due notices will be emailed after 60 days past due, once a month.


**TOTAL** **\$ 29,822.55**

Not 60 days, will email the following month.

 = Members assessed penalty fee

 = Less than 80% but 50% or greater attendance

 = Less than 50% attendance

 = Excused absence

**SOUTHERN CALIFORNIA JOINT POLE COMMITTEE  
MEMBER BOARD MEETING ATTENDANCE  
JAN 25 - DEC 2025**

	Company Name	MBR CODE	2025 JAN	2025 FEB	2025 MAR	2025 APR	2025 MAY	2025 JUN	2025 JUL	2025 AUG	2025 SEP	2025 OCT	2025 NOV	2025 DEC	TOTAL	Atten. %	MBR CODE	MONTHS
1	So. California Edison	E	1	1	1	1	1	1	1	1	1	1	1		11	100%	E	11
2	Crown Castle NG West Inc.	NG	1	1	1	1	1	1	1	1	1	1	1		11	100%	NG	11
3	AT&T California	H / T	1	1	1	1	1	1	1	1	1	1	1		11	100%	H / T	11
4	City of Burbank	B	1	1	1	1	1	1	1	1	1	1	1		11	100%	B	11
5	City of Vernon	V	1	1	1	1	1	1	1	1	1	1	1		11	100%	V	11
6	ATC Outdoor DAS	AMT	1	1	1	1	1	1	1	1	1	1	1		11	100%	AMT	11
7	Sprint Communications	FON	1	1	1	1	1	1	1	1	1	1	1		11	100%	FON	11
8	Sprint-Nextel	SPR	1	1	1	1	1	1	1	1	1	1	1		11	100%	SPR	11
9	ExteNet Systems	EXT	1	1	1	1	1	1	1	1	1	1	1		11	100%	EXT	11
10	Bear Valley Electric	BVE	1	1	1	1	1	1	1	1	1	1	1		11	100%	BVE	11
11	City of Lompoc	LLW	1	1	1	1	1	1	1	1	1	1	1		11	100%	LLW	11
12	City of Anaheim	D	1	1	1	1	1	1	1	1	1	1	1		11	100%	D	11
13	City of Banning	COB	1	1	1	1	1	1	1	1	1	1	1		11	100%	COB	11
14	City of Riverside	J	1	1	1	1	1	1	1	1	1	1	1		11	100%	J	11
15	Teleport Comm America	TCA	1	1	1	1	1	1	1	1	0	1	1		10	91%	TCA	11
16	MCI/Metro	ATS	1	1	1	1	1	1	1	1	1	0	1		10	91%	ATS	11
17	MCI Communications	MCI	1	1	1	1	1	1	1	1	1	0	1		10	91%	MCI	11
18	XO Communications	NXT	1	1	1	1	1	1	1	1	1	0	1		10	91%	NXT	11
19	City of Los Angeles	M	1	1	0	1	1	1	1	1	1	1	1		10	91%	M	11
20	Frontier Communications	FTR	1	1	1	0	1	1	1	1	1	1	1		10	91%	FTR	11
21	Boldyn Networks US LLC	MOB	1	1	1	1	1	1	1	1	0	1	1		10	91%	MOB	11
22	T-Mobile, USA	PBM	1	1	1	1	1	1	0	1	1	1	1		10	91%	PBM	11
23	City of Glendale	A	0	1	1	1	1	1	0	1	1	1	1		9	90%	A	10
24	Time-Warner	TWC	1	1	1	1	1	1	0	1	1	1	0		9	82%	TWC	11
25	Sonic Telecom, LLC	STL	1	1	1	1	1	0	0	1	1	1	1		9	82%	STL	11
26	City of Azusa	MA	1	0	0	1	1	1	1	1	1	1	1		9	82%	MA	11
27	AT&T Mobility	LAC	1	1	1	0	1	1	1	1	1	0	1		9	82%	LAC	11
28	City of Pasadena	MP	0	1	1	0	1	1	1	0	1	1	1		8	80%	MP	10
29	Verizon Wireless	ATC	1	1	1	0	1	0	0	1	1	1	1		8	73%	ATC	11
30	Mpower/TelePacific	ICG	1	0	1	1	1	1	0	1	0	1	1		8	73%	ICG	11
31	City of Colton	F	1	1	1	1	1	0	0	0	0	1	1		7	64%	F	11
	<b>Total</b>		<b>29</b>	<b>29</b>	<b>29</b>	<b>27</b>	<b>31</b>	<b>28</b>	<b>25</b>	<b>28</b>	<b>28</b>	<b>26</b>	<b>30</b>	<b>0</b>	<b>Total</b>			
	NO MEETING IN DECEMBER		JAN	FEB	MAR	APR	MAY	JUN	JUL	AUG	SEP	OCT	NOV	DEC				

Member	ATC	ATS	D	E	EXT	H/T	M	MCI	NG	NXT	SPR	TWC	Totals	YTD
<b>Joint JPAs Billed</b>				439		8	4		3				<b>454</b>	<b>6510</b>
<b>% of Joint JPAs Billed</b>	0.000	0.000	0.000	0.967	0.000	0.018	0.009	0.000	0.007	0.000	0.000	0.000	1.00	
Joint JPAs Returned	3	2	1	21	1	4	8						<b>40</b>	<b>1288</b>
<b>Total Joint JPAs Processed</b>	<b>3</b>	<b>2</b>	<b>1</b>	<b>460</b>	<b>1</b>	<b>12</b>	<b>12</b>	<b>0</b>	<b>3</b>	<b>0</b>	<b>0</b>	<b>0</b>	<b>494</b>	
<small>Section 18.1F JPAs included in above</small>													0	
<b>Multi JPAs Billed</b>		1		335	2		5	1	16		1	4	<b>365</b>	<b>2901</b>
<b>% of Multi JPAs Billed</b>	0.000	0.003	0.000	0.918	0.005	0.000	0.014	0.003	0.044	0.000	0.003	0.011	1.00	
Multi JPAs Returned	5	32		14	5	5	3	11	4	2	1	6	<b>88</b>	<b>2932</b>
<b>Total Multi JPAs Processed</b>	<b>5</b>	<b>33</b>	<b>0</b>	<b>349</b>	<b>7</b>	<b>5</b>	<b>8</b>	<b>12</b>	<b>20</b>	<b>2</b>	<b>2</b>	<b>10</b>	<b>453</b>	<b>5833</b>
<small>Section 18.1F JPAs included in above</small>													0	
<b>Total # JPAs Billed</b>	0	1	0	774	2	8	9	1	19	0	1	4	<b>819</b>	<b>9411</b>
<b>% of JPAs Billed</b>	0.000	0.001	0.000	0.945	0.002	0.010	0.011	0.001	0.023	0.000	0.001	0.005	1.00	
<b># of JPAs Returned</b>													<b>128</b>	<b>4220</b>
<b>Total JPAs Processed</b>	<b>8</b>	<b>35</b>	<b>1</b>	<b>809</b>	<b>8</b>	<b>17</b>	<b>20</b>	<b>12</b>	<b>23</b>	<b>2</b>	<b>2</b>	<b>10</b>	<b>947</b>	<b>13631</b>
<b>% of JPAs Billed</b>													<b>86.48%</b>	
<b>% of JPAs returned</b>													<b>13.52%</b>	

Member	ATC	ATS	D	E	EXT	H/T	M	MCI	NG	NXT	SPR	TWC	Totals	YTD
<b>Poles Billed (Joint JPAs)</b>				1377		18	56		19				1470	<b>19732</b>
<b>Poles Returned (joint)</b>	5	11	16	86	2	8	70						198	<b>8214</b>
<b>Poles Billed (Multi JPAs)</b>		4		1475	38		22	9	191		1	13	1753	<b>17231</b>
<b>Poles Returned (multi)</b>	5	394		57	52	57	30	173	57	30	1	92	948	<b>33399</b>
<b>Total # Poles Billed (Joint &amp; Multi combined)</b>	0	4	0	2852	38	18	78	9	210	0	1	13	<b>3223</b>	<b>40635</b>
<b>% of Total Poles Billed (Joint &amp; Multi combined)</b>	0.000	0.001	0.000	0.885	0.012	0.006	0.024	0.003	0.065	0.000	0.000	0.004	1.00	
<b># of Poles Returned</b>													<b>1146</b>	<b>42166</b>
<b>Total Poles Processed</b>	<b>10</b>	<b>409</b>	<b>16</b>	<b>2995</b>	<b>92</b>	<b>83</b>	<b>178</b>	<b>182</b>	<b>267</b>	<b>30</b>	<b>2</b>	<b>105</b>	<b>4369</b>	<b>82801</b>
<b>% of Poles Billed</b>													<b>73.77%</b>	
<b>% of Poles returned</b>													<b>26.23%</b>	
<b>RETURN RATE # OF JPAS</b>	100%	97%	100%	4%	75%	53%	55%	92%	17%	100%	50%	60%		
<b>RETURN RATE # OF POLES</b>	100%	99%	100%	5%	59%	78%	56%	95%	21%	100%	50%	88%		

ALL SUB HELD OVERS	E SUB	NON E	TOTAL
HELD OVER JPAS	14325	3273	17598
HELD OVER POLES	46223	27857	74080

Average poles/JPA in 2025	6.07
---------------------------	------

PRIORITY JPAS	E SUB	NON E	TOTAL
PRIORITY JPAS	585	52	637
PRIORITY POLES	2434	714	3148

NON E Call Backs & F7 Do Not Bill received AFTER we finished processing (final-billed) the JPAs	JPAS	POLES
Call Backs	0	0
F7 Do not Bill (not included in the above table)	0	0

E SUB Call Backs & F7 Do Not Bill received AFTER we finished processing (final-billed) the JPAs	JPAS	POLES
Call Backs	0	0
F7 Do not Bill (not included in the above table)	0	0

Inspections Billed B Only: O&M (Inspection & Pole Tags)	Inspection JPAs Billed	Inspection Poles Billed

Inspections Billed SCE Only: O&M (Inspection & Pole Tags)	Inspection JPAs Billed	Inspection Poles Billed

BILLED	MEMO	FORM 7 DO NOT BILL	CALL BACK	HOLDOVER	TOTAL
496	19	1	1	120	637
2147	246	20	4	731	3148

NON E CALL BACKS (not included in the above table)	JPAS	POLES
Form 7 Do Not Bill	23	241

SCE CALL BACKS	JPAS	POLES
SCE FORM 7 DO NOT BILL (not included in the above table)	1	20

B's Inspections JPAs/Poles were not included in above table	SCE O&M YTD
	0
	10
	1616

SCE's Inspections JPAs/Poles were not included in above table	SCE O&M YTD
	21
	194
	6661
	38402

Actual JPAs/poles received from 10/4/2025 - 11/5/2025 (November 2025 Bill of Sale):		
	JPAS	POLES
SCE	2010	6480
OTHER MEMBERS	591	5344

## Edison Submitted JPAs processed during overtime (2P+3P)

		YTD
Poles Billed	985	12314
Poles returned (memos)	303	2987
Total Poles Processed (Billed + Memos)	1288	15301
JPAs Billed	393	3842
JPAs returned (memos)	32	371
Total JPAs Processed (Billed + Memos)	425	4213
JPAs Processed Call Back/F7 Do Not Bill	1	21
Poles Processed Call Back/F7 Do Not Bill	5	179
JPAs Processed 18.1F HOLDOVER	0	2
Poles Processed 18.1F HOLDOVER	0	31
Processed JPAs during OT but F7 holdover (SCE REPLACED):	0	1
Processed poles during OT but F7 holdover (SCE REPLACED):	0	6

## JPAs Submitted by other members (NON E) processed during overtime (2P+3P)

		YTD
Poles Billed	118	1998
Poles returned (memos)	240	6730
Total Poles Processed (Billed + Memos)	358	8728
JPAs Billed	36	460
JPAs returned (memos)	24	695
Total JPAs Processed (Billed + Memos)	60	1155
JPAs Processed Call Back/F7 Do Not Bill	0	2
Poles Processed Call Back/F7 Do Not Bill	0	5
JPAs Processed 18.1F HOLDOVER	0	0
Poles Processed 18.1F HOLDOVER	0	0

Overtime paid by the SCJPC proportionally

**TOTALS**

		YTD
Poles Billed	1103	14312
Poles returned (memos)	543	9717
Total Poles Processed (Billed + Memos)	1646	24029
JPAs Billed	429	4302
JPAs returned (memos)	56	1066
Total JPAs Processed (Billed + Memos)	485	5368
JPAs Processed Call Back/F7 Do Not Bill	1	23
Poles Processed Call Back/F7 Do Not Bill	5	184
JPAs Processed 18.1F HOLDOVER	0	2
Poles Processed 18.1F HOLDOVER	0	31

Member	ATC	ATS	BVE	COB	E	EXT	H/T	LAC	M	MCI	NG	NXT	SPR	TWC	Totals	YTD
<b>Joint JPAs Billed</b>			2		336				3						<b>341</b>	<b>6851</b>
<b>% of Joint JPAs Billed</b>	0.000	0.000	0.006	0.000	0.985	0.000	0.000	0.000	0.009	0.000	0.000	0.000	0.000	0.000	1.00	
Joint JPAs Returned	3	2	1		12		1		29	1	2				<b>51</b>	<b>1339</b>
<b>Total Joint JPAs Processed</b>	<b>3</b>	<b>2</b>	<b>3</b>	<b>0</b>	<b>348</b>	<b>0</b>	<b>1</b>	<b>0</b>	<b>32</b>	<b>1</b>	<b>2</b>	<b>0</b>	<b>0</b>	<b>0</b>	<b>392</b>	
<small>Section 18.1F JPAs included in above</small>															0	
<b>Multi JPAs Billed</b>	2				258	2	4	1	4	5	34	1	1	2	<b>314</b>	<b>3215</b>
<b>% of Multi JPAs Billed</b>	0.006	0.000	0.000	0.000	0.822	0.006	0.013	0.003	0.013	0.016	0.108	0.003	0.003	0.006	1.00	
Multi JPAs Returned	3	55		4	36		3	3	8	15	7				<b>134</b>	<b>3066</b>
<b>Total Multi JPAs Processed</b>	<b>5</b>	<b>55</b>	<b>0</b>	<b>4</b>	<b>294</b>	<b>2</b>	<b>7</b>	<b>4</b>	<b>12</b>	<b>20</b>	<b>41</b>	<b>1</b>	<b>1</b>	<b>2</b>	<b>448</b>	<b>6281</b>
<small>Section 18.1F JPAs included in above</small>															0	
<b>Total # JPAs Billed</b>	2	0	2	0	594	2	4	1	7	5	34	1	1	2	<b>655</b>	<b>10066</b>
<b>% of JPAs Billed</b>	0.003	0.000	0.003	0.000	0.907	0.003	0.006	0.002	0.011	0.008	0.052	0.002	0.002	0.003	1.00	
<b># of JPAs Returned</b>															<b>185</b>	<b>4405</b>
<b>Total JPAs Processed</b>	<b>8</b>	<b>57</b>	<b>3</b>	<b>4</b>	<b>642</b>	<b>2</b>	<b>8</b>	<b>4</b>	<b>44</b>	<b>21</b>	<b>43</b>	<b>1</b>	<b>1</b>	<b>2</b>	<b>840</b>	<b>14471</b>
<b>% of JPAs Billed</b>															<b>77.98%</b>	
<b>% of JPAs returned</b>															<b>22.02%</b>	

Member	ATC	ATS	BVE	COB	E	EXT	H/T	LAC	M	MCI	NG	NXT	SPR	TWC	Totals	YTD
<b>Poles Billed (Joint JPAs)</b>			4		1036				6						1046	<b>20778</b>
<b>Poles Returned (joint)</b>	4	15	5		34		2		184	10	2				256	<b>8470</b>
<b>Poles Billed (Multi JPAs)</b>		16			1077	57	52	1	52	81	410	10	1	30	1787	<b>19018</b>
<b>Poles Returned (multi)</b>	6	698		18	210		49	4	86	224	74				1369	<b>34768</b>
<b>Total # Poles Billed (Joint &amp; Multi combined)</b>	0	16	4	0	2113	57	52	1	58	81	410	10	1	30	<b>2833</b>	<b>43468</b>
<b>% of Total Poles Billed (Joint &amp; Multi combined)</b>	0.000	0.006	0.001	0.000	0.746	0.020	0.018	0.000	0.020	0.029	0.145	0.004	0.000	0.011	1.00	
<b># of Poles Returned</b>															<b>1625</b>	<b>43791</b>
<b>Total Poles Processed</b>	<b>10</b>	<b>729</b>	<b>9</b>	<b>18</b>	<b>2357</b>	<b>57</b>	<b>103</b>	<b>5</b>	<b>328</b>	<b>315</b>	<b>486</b>	<b>10</b>	<b>1</b>	<b>30</b>	<b>4458</b>	<b>87259</b>
<b>% of Poles Billed</b>															<b>63.55%</b>	
<b>% of Poles returned</b>															<b>36.45%</b>	
<b>RETURN RATE # OF JPAS</b>	75%	100%	33%	100%	7%	0%	50%	75%	84%	76%	21%	0%	0%	0%		
<b>RETURN RATE # OF POLES</b>	100%	98%	56%	100%	10%	0%	50%	80%	82%	74%	16%	0%	0%	0%		

ALL SUB HELD OVERS	E SUB	NON E	TOTAL
HELD OVER JPAS	15271	3770	19041
HELD OVER POLES	48627	32526	81153

Average poles/JPA in 2025	6.03
---------------------------	------

PRIORITY JPAS	E SUB	NON E	TOTAL
PRIORITY JPAS	571	68	639
PRIORITY POLES	2237	968	3205

Actual JPAs/poles received from 11/6/2025 - 12/5/2026 (December 2025 Bill of Sale):			
	JPAS	POLES	
SCE	2004	6262	
OTHER MEMBERS	591	5344	

BILLED	MEMO	FORM 7 DO NOT BILL	CALL BACK	HOLDOVER	TOTAL
559	65	1	0	14	639
2370	764	2	0	69	3205

NON E Call Backs & F7 Do Not Bill received AFTER we finished processing (final-billed) the JPAs	JPAS	POLES	POLES
Call Backs	0	0	0
F7 Do not Bill (not included in the above table)	0	0	0

	JPAS	POLES
NON E CALL BACKS (not included in the above table)	3	51
NON E FORM 7 DO NOT BILL	0	0

E SUB Call Backs & F7 Do Not Bill received AFTER we finished processing (final-billed) the JPAs	JPAS	POLES	POLES
Call Backs	0	0	0
F7 Do not Bill (not included in the above table)	0	0	4

	JPAS	POLES
SCE CALL BACKS	13	34
SCE FORM 7 DO NOT BILL (not included in the above table)	2	4

Inspections Billed B Only: O&M (Inspection & Pole Tags)	
<b>Inspection JPAs Billed</b>	
<b>Inspection Poles Billed</b>	

B's Inspections JPAs/Poles were not included in above table	SCE O&M YTD
	0 <b>10</b>
	0 <b>1616</b>

Inspections Billed SCE Only: O&M (Inspection & Pole Tags)	
<b>Inspection JPAs Billed</b>	
<b>Inspection Poles Billed</b>	

SCE's Inspections JPAs/Poles were not included in above table	SCE O&M YTD
	19 <b>213</b>
	4464 <b>42866</b>

## Edison Submitted JPAs processed during overtime (2P+3P)

		YTD
Poles Billed	1043	13357
Poles returned (memos)	118	3105
Total Poles Processed (Billed + Memos)	1161	16462
JPAs Billed	371	4213
JPAs returned (memos)	20	391
Total JPAs Processed (Billed + Memos)	391	4604
JPAs Processed Call Back/F7 Do Not Bill	0	21
Poles Processed Call Back/F7 Do Not Bill	0	179
JPAs Processed 18.1F HOLDOVER	0	2
Poles Processed 18.1F HOLDOVER	0	31
Processed JPAs during OT but F7 holdover (SCE REPLACED):	0	1
Processed poles during OT but F7 holdover (SCE REPLACED):	0	6

## JPAs Submitted by other members (NON E) processed during overtime (2P+3P)

		YTD
Poles Billed	147	2145
Poles returned (memos)	350	7080
Total Poles Processed (Billed + Memos)	497	9225
JPAs Billed	27	487
JPAs returned (memos)	29	724
Total JPAs Processed (Billed + Memos)	56	1211
JPAs Processed Call Back/F7 Do Not Bill	0	2
Poles Processed Call Back/F7 Do Not Bill	0	5
JPAs Processed 18.1F HOLDOVER	0	0
Poles Processed 18.1F HOLDOVER	0	0

Overtime paid by the SCJPC proportionally

**TOTALS**

		YTD
Poles Billed	1190	15502
Poles returned (memos)	468	10185
Total Poles Processed (Billed + Memos)	1658	25687
JPAs Billed	398	4700
JPAs returned (memos)	49	1115
Total JPAs Processed (Billed + Memos)	447	5815
JPAs Processed Call Back/F7 Do Not Bill	0	23
Poles Processed Call Back/F7 Do Not Bill	0	184
JPAs Processed 18.1F HOLDOVER	0	2
Poles Processed 18.1F HOLDOVER	0	31

PRODUCTIVITY WITHOUT OVERTIME

BILL OF SALE	2P BILLED POLES	2P RETURNED POLES	2P BILLED RATE (longer to process)	2P RETURN RATE	3+ BILLED POLES	3P+ RETURNED POLES	3P+ BILLED RATE (longer to process)	3P+ RETURN RATE	TOTAL PROCESSED POLES	3P+ Poles % Processed	POLES RETURN RATE	TOTAL BILLED POLES	BILLED JPAS	Number of JPAs processed total	NOTES
Jan-2024	2011	872	70%	30%	831	6067	12%	88%	9781	71%	71%	2842	861	1518	Electronic, multi JPAs (3+ parties) high return rate
Feb-2024	1956	716	73%	27%	1163	4330	21%	79%	8165	67%	62%	3119	798	1328	Average month, one holiday
Mar-2024	1667	1216	58%	42%	656	2556	20%	80%	6095	53%	62%	2323	508	916	One staff on medical leave, one staff on vacation for 2 weeks, training a new admin aide
Apr-2024	1069	929	54%	46%	990	3083	24%	76%	6071	67%	66%	2059	392	783	One staff on medical leave, one staff train the new admin aide full time
May-2024	2255	1040	68%	32%	1117	3131	26%	74%	7543	56%	55%	3372	900	1355	Average month, one holiday, admin aide is still in training
Jun-2024	2610	1329	66%	34%	1044	4493	19%	81%	9476	58%	61%	3654	939	1516	Average month, one holiday, one biller came back from medical leave. Admin aide is still in training
Jul-2024	116	799	13%	87%	1700	6847	20%	80%	9462	90%	81%	1816	273	913	Average month, one holiday, one staff on vacation
Aug-2024	1001	1039	49%	51%	1697	5645	23%	77%	9382	78%	71%	2698	509	1155	Average month, one biller was on vacation, one admin aide trainee was let go
Sep-2024	1449	1888	43%	57%	1799	3786	32%	68%	8922	63%	64%	3248	689	1248	Average month, one holiday, two billers on vacation
Oct-2024	2325	979	70%	30%	1878	3635	34%	66%	8817	63%	52%	4203	1052	1534	Billable rate for 2P JPAs went up, 4203 billed poles, over 1500 JPAs processed. Staff processed 1500 OK TO Bill Forms 7 (42 hrs)
Nov-2024	997	811	55%	45%	1052	3123	25%	75%	5983	70%	66%	2049	374	766	Average month, two holidays. One staff on vacation. <b>1495 poles (435 JPAs) moved to Dec 2024 bill of sale due to tech difficulties.</b>
Dec-2024	3306	2855	54%	46%	2125	4101	34%	66%	12387	50%	56%	5431	1614	1787	Average month, two holidays. <b>1495 poles (435 JPAs) moved from Nov 2024 bill of sale.</b>
Jan-2025	2214	880	72%	28%	1613	3572	31%	69%	8279	63%	54%	3827	949	1427	Multiple staff were on vacation at the beginning of January.
Feb-2025	1235	275	82%	18%	2443	2228	52%	48%	6181	76%	40%	3678	597	822	Staff focused on Prioritized Billing (PB) Finals submitted by members, emailed questions to members to ensure they were billed completely. One holiday. PB JPAs took longer to process than regular JPAs.
Mar-2025	668	498	57%	43%	2649	3420	44%	56%	7235	84%	54%	3317	435	786	Staff focused on Prioritized Billing (PB) Finals submitted by members, emailed questions to members to ensure they were billed completely. Multiple staff on vacation. PB JPAs took longer to process than regular JPAs.
Apr-2025	1991	1257	61%	39%	1542	3352	32%	68%	8142	60%	57%	3533	792	1190	One Biller Lvl 1 pulled from billing to train the new hires full time. Average month.
May-2025	2292	702	77%	23%	1220	3217	27%	73%	7431	60%	53%	3512	748	1116	One Biller Lvl 1 pulled from billing to train the new hires full time. Average month. Staff on vacation (2 weeks).
Jun-2025	1990	859	70%	30%	1566	3651	30%	70%	8066	65%	56%	3556	827	1356	One Biller Lvl 1 pulled from billing to train the new hires full time. Average month.
Jul-2025	2239	1118	67%	33%	1701	4452	28%	72%	9510	65%	59%	3940	991	1544	Prioritized Billing (PB) Finals went up - PB JPAs took longer to process than regular JPAs.
Aug-2025	2973	1446	67%	33%	1229	4271	22%	78%	9919	55%	58%	4202	1377	1948	Highest number of processed JPAs in 2025. Prioritized Billing (PB) Finals went up (higher than Jul 2025 B/S) - PB JPAs took longer to process than regular JPAs. (232 JPAs/1148 Poles)
Sep-2025	2660	981	73%	27%	1553	2252	41%	59%	7446	51%	43%	4213	1158	1513	Highest number of total billed poles. Prioritized Billing (PB) Finals went up - PB JPAs took longer to process than regular JPAs. (431 JPAs/1751 Poles)
Oct-2025	2130	553	79%	21%	1504	2038	42%	58%	6225	57%	42%	3634	748	983	Prioritized Billing (PB) Finals went up - PB JPAs took longer to process than regular JPAs. (361 JPAs/2630 Poles)
Nov-2025	1470	198	88%	12%	1753	948	65%	35%	4369	62%	26%	3223	819	947	Prioritized Billing (PB) Finals went up - PB JPAs took longer to process than regular JPAs (Processed 515 PB JPAs/2393 PB Poles).
Dec-2025	1046	256	80%	20%	1787	1369	57%	43%	4458	71%	36%	2833	655	840	Prioritized Billing (PB) Finals went up - PB JPAs took longer to process than regular JPAs (Processed 624 PB JPAs/3134 PB Poles).

Average Billed Poles in 2024: 3068

**JOINT (TWO OWNERS) JPAS - ALL MEMBERS**

Bill of Sale Month	Poles Billed 2P	Poles Returned	Total Poles (Billed + Returned) Processed	Number of JPAs BILLED	Number of JPAs Returned	Total # of JPAs Processed (Billed + Returned)	Additional work Hrs	NOTES	Poles/Hour	POLES BILLABLE RATE	Poles Return rate %	JPA BILLABLE RATE	JPAs Return Rate %
Jul-24	83	97	180	15	18	33	10.83		16.62	46.11%	53.89%	45.45%	54.55%
Aug-24	489	329	818	117	45	162	58.93		13.88	59.78%	40.22%	72.22%	27.78%
Sep-24	538	499	1037	137	50	187	60.24		17.21	51.88%	48.12%	73.26%	26.74%
Oct-24	1280	609	1889	467	75	542	154.38		12.24	67.76%	32.24%	86.16%	13.84%
Nov-24	1058	241	1299	280	31	311	113.25		11.47	81.45%	18.55%	90.03%	9.97%
Dec-24	1091	436	1527	379	52	431	114.50		13.34	71.45%	28.55%	87.94%	12.06%
Jan-25	773	291	1064	277	54	331	81.80		13.01	72.65%	27.35%	83.69%	16.31%
Feb-25	1304	371	1675	330	43	373	131.08		12.78	77.85%	22.15%	88.47%	11.53%
Mar-25	804	143	947	201	31	232	98.31		9.63	84.90%	15.10%	86.64%	13.36%
Apr-25	630	305	935	166	33	199	77.75		12.03	67.38%	32.62%	83.42%	16.58%
May-25	574	289	863	180	37	217	66.05		13.07	66.51%	33.49%	82.95%	17.05%
Jun-25	875	402	1277	239	51	290	89.52		14.26	68.52%	31.48%	82.41%	17.59%
Jul-25	1431	649	2080	426	62	488	137.73		15.10	68.80%	31.20%	87.30%	12.70%
Aug-25	1465	429	1894	517	47	564	146.62		12.92	77.35%	22.65%	91.67%	8.33%
Sep-25	1403	315	1718	511	67	578	139.21		12.34	81.66%	18.34%	88.41%	11.59%
Oct-25	1133	338	1471	471	43	514	124.13		11.85	77.02%	22.98%	91.63%	8.37%
Nov-25	811	218	1029	367	21	388	94.87		10.85	78.81%	21.19%	94.59%	5.41%
Dec-25	943	275	1218	353	29	382	104.06		11.70	77.42%	22.58%	92.41%	7.59%
<b>Totals</b>	<b>16685</b>	<b>6236</b>	<b>22921</b>	<b>5433</b>	<b>789</b>	<b>6222</b>	<b>1803.26</b>						
Average									14.13	63%	37%	76%	24%

- 2P B/S 8/24: Call back/F7 Do not bill received after JPA has been billed: 2 JPAs/26 poles
- 2P B/S 10/24: Call back/F7 Do not bill received after JPA has been billed: 6 JPAs/7 poles
- 2P B/S 2/25: Call back/F7 Do not bill received after JPA has been billed: 4 JPAs/ 20 poles
- 2P B/S 3/25: Call back/F7 Do not bill received after JPA has been billed: 6 JPAs/ 49 poles
- 2P B/S 4/25: Call back/F7 Do not bill received after JPA has been billed: 2 JPAs/ 8 poles
- 2P B/S 7/25: Call back/F7 Do not bill received after JPA has been billed: 1 JPAs/ 12 poles
- 2P B/S 9/25: Call back/F7 Do not bill received after JPA has been billed: 2 JPAs/ 41 poles
- 2P B/S 10/25: Call back/F7 Do not bill received after JPA has been billed: 2 JPAs/ 10 poles
- 2P B/S 11/25: Call back/F7 Do not bill received after JPA has been billed: 1 JPAs/ 5 poles

**Average billing joint (2 owners) poles/hour goal: 12.10**

\*Overtime poles per month contingent upon (based on 2020 & 2021 OT data):

1. The % of billable joint poles: 60% (or less) of the volume processed can be billed (based on SCE OT data).
2. The % of billable joint JPAs: 76% (or less) of the volume processed can be billed (based on SCE OT data).
3. Staff availability.

**THREE OWNERS JPAS - ALL MEMBERS**

Bill of Sale Month	3P Poles Billed	3P Poles Returned	Total Poles (Billed + Returned) Processed	Number of JPAs BILLED	Number of JPAs Returned	Total # of JPAs Processed (Billed + Returned)	Additional work Hrs	NOTES	Poles/Hour	POLE BILLABLE RATE	Poles Return rate %	JPA BILLABLE RATE	JPAs Return Rate %
Jul-24	712	1557	2269	152	146	298	140.92		16.10	31.38%	68.62%	51.01%	48.99%
Aug-24	463	737	1200	99	78	177	94.57		12.69	38.58%	61.42%	55.93%	44.07%
Sep-24	513	789	1302	77	83	160	95.76		13.60	39.40%	60.60%	48.13%	51.88%
Oct-24	251	470	721	52	51	103	52.87		13.64	34.81%	65.19%	50.49%	49.51%
Nov-24	189	379	568	42	40	82	49.25		11.53	33.27%	66.73%	51.22%	48.78%
Dec-24	267	644	911	75	60	135	54.50		16.72	29.31%	70.69%	55.56%	44.44%
Jan-25	173	231	404	52	22	74	33.70		11.99	42.82%	57.18%	70.27%	29.73%
Feb-25	274	220	494	55	30	85	49.67		9.95	55.47%	44.53%	64.71%	35.29%
Mar-25	652	1149	1801	108	93	201	113.44		15.88	36.20%	63.80%	53.73%	46.27%
Apr-25	223	115	338	32	16	48	40.50		8.35	65.98%	34.02%	66.67%	33.33%
May-25	238	763	1001	52	83	135	51.95		19.27	23.78%	76.22%	38.52%	61.48%
Jun-25	244	1206	1450	44	97	141	57.23		25.34	16.83%	83.17%	31.21%	68.79%
Jul-25	199	393	592	39	32	71	51.27		11.55	33.61%	66.39%	54.93%	45.07%
Aug-25	291	915	1206	77	91	168	66.13		18.24	24.13%	75.87%	45.83%	54.17%
Sep-25	378	521	899	75	66	141	58.29		15.42	42.05%	57.95%	53.19%	46.81%
Oct-25	145	129	274	21	12	33	25.37		10.80	52.92%	47.08%	63.64%	36.36%
Nov-25	292	325	617	62	35	97	49.63		12.43	47.33%	52.67%	63.92%	36.08%
Dec-25	247	193	440	45	20	65	41.94		10.49	56.14%	43.86%	69.23%	30.77%
<b>Totals</b>	<b>5751</b>	<b>10736</b>	<b>16487</b>	<b>1159</b>	<b>1055</b>	<b>2214</b>	<b>1126.99</b>						
Average									14.05	34%	66%	52%	48%

- 3P B/S 10/24: Call back/F7 Do not bill received after JPA has been billed: 1 JPAs/6 poles
- 3P B/S 2/25: Call back/F7 Do not bill received after JPA has been billed: 1 JPAs/22 poles
- 3P B/S 3/25: Call back/F7 Do not bill received after JPA has been billed: 1 JPAs/12 poles
- 3P B/S 4/25: Call back/F7 Do not bill received after JPA has been billed: 1 JPAs/2 poles

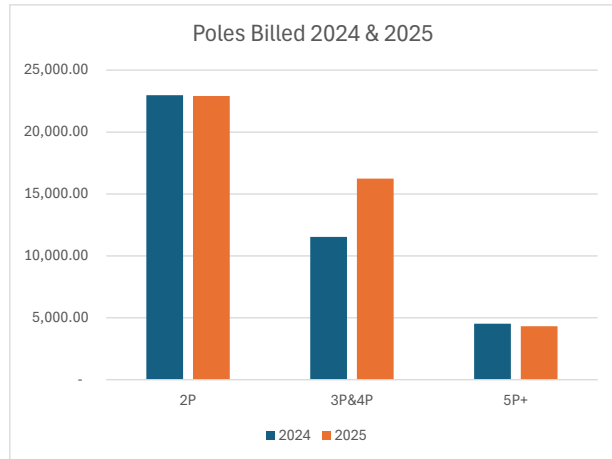
Total 2P+3P hours 2930.25 Grand Total  
 Total 2P+3P poles processed 39,408 Grand Total  
 Total additional hours 144.50 NOV 2025 B/S  
 Total additional hours 146.00 DEC 2025 B/S

Report from the SCJPC database:

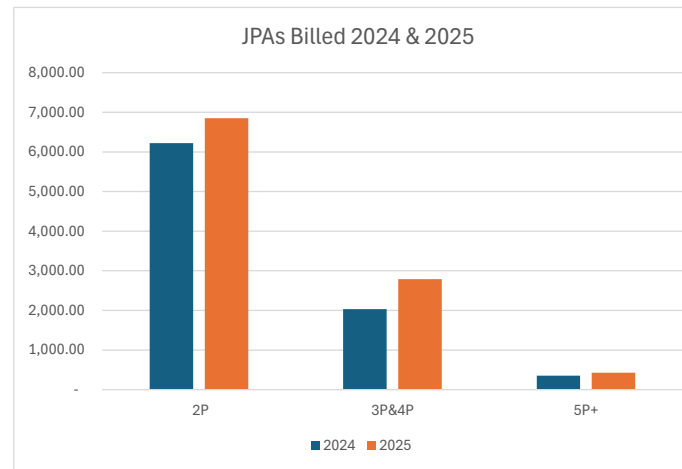
	FINALIZED JPAS	FINALIZED JPAS	
Bill of Sale	% E Base Owner Poles processed in Finalized JPAs	% Non E Base Owner Poles processed in Finalized JPAs	Note
January 2024	92.75%	7.25%	OT included. SCE Inspection/tag JPAs excluded.
February 2024	93.33%	6.67%	OT included. SCE Inspection/tag JPAs excluded.
March 2024	88.33%	11.67%	OT included. SCE Inspection/tag JPAs excluded.
April 2024	88.40%	11.60%	OT included. SCE Inspection/tag JPAs excluded.
May 2024	90.76%	9.24%	OT included. SCE Inspection/tag JPAs excluded.
June 2024	92.32%	7.68%	OT included. SCE Inspection/tag JPAs excluded.
July 2024	83.60%	16.40%	OT included. SCE Inspection/tag JPAs excluded.
August 2024	85.96%	14.04%	OT included. SCE Inspection/tag JPAs excluded.
September 2024	80.39%	19.61%	OT included. SCE Inspection/tag JPAs excluded.
October 2024	83.00%	17.00%	OT included. SCE Inspection/tag JPAs excluded.
November 2024	74.41%	25.59%	OT included. SCE Inspection/tag JPAs excluded.
December 2024	83.66%	16.34%	OT included. SCE Inspection/tag JPAs excluded.
January 2025	83.61%	16.39%	OT included. SCE Inspection/tag JPAs excluded.
February 2025	58.44%	41.56%	Priority Billing JPAs finalized. OT included. SCE/B Inspection/tag JPAs excluded.
March 2025	65.53%	34.47%	Priority Billing JPAs finalized. OT included. SCE Inspection/tag JPAs excluded.
April 2025	84.05%	15.95%	OT included. SCE Inspection/tag JPAs excluded.
May 2025	88.67%	11.33%	OT included. SCE Inspection/tag JPAs excluded.
June 2025	85.43%	14.57%	OT included. SCE Inspection/tag JPAs excluded.
July 2025	88.86%	11.14%	OT included. SCE Inspection/tag JPAs excluded.
August 2025	87.64%	12.36%	OT included. SCE Inspection/tag JPAs excluded.
September 2025	88.82%	11.18%	OT included. SCE Inspection/tag JPAs excluded.
October 2025	91.82%	8.18%	OT included. SCE Inspection/tag JPAs excluded.
November 2025	89.65%	10.35%	OT included. SCE Inspection/tag JPAs excluded.
December 2025	86.80%	13.20%	OT included. SCE Inspection/tag JPAs excluded.
	<b>% E Base Owner Poles processed in Finalized JPAs</b>	<b>% Non E Base Owner Poles processed in Finalized JPAs</b>	

## 2024 & 2025 Productivity Summary (without overtime)

Total Poles Billed	2P	3P&4P	5P+	Totals
2024	22,976	11,533	4,519	39,028
2025	22,908	16,242	4,318	43,468
% Increase	-0.30%	40.83%	-4.45%	<b>11.38%</b>



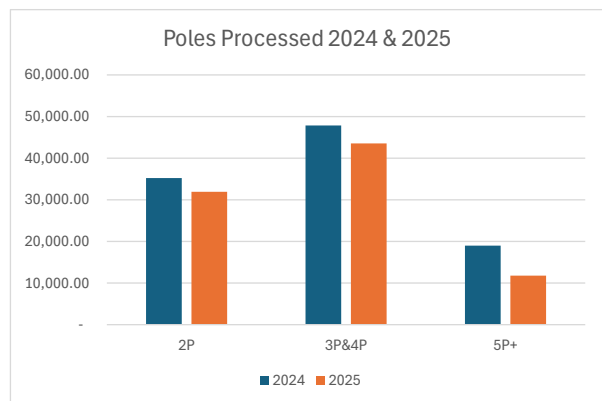
Total JPAs Billed	2P	3P&4P	5P+	Totals
2024	6,222	2,034	353	8,609
2025	6,851	2,789	426	10,066
% Increase	<b>10.11%</b>	<b>37.12%</b>	<b>20.68%</b>	<b>16.92%</b>



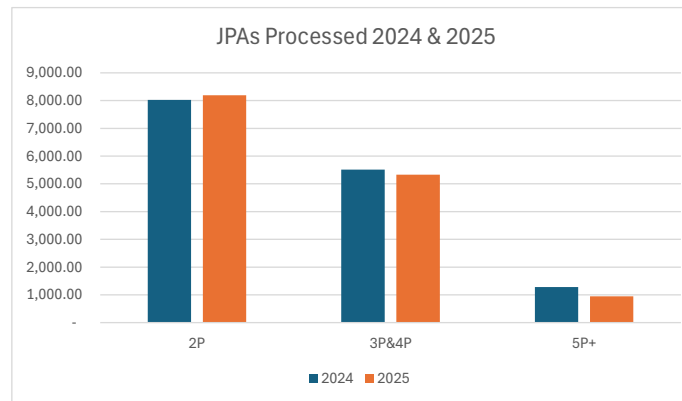
### 2025 Summary:

- Staff focused on Priority Billing JPAs (PB JPAs) during most months in 2025 (February, March, and July through December).
- PB JPAs required more resources and took longer to process than regular JPAs.
- A higher number of JPAs were billed, resulting in members receiving reimbursements from other members.
- 11.38% increase in the number of poles billed.
- 16.92% increase in the number of JPAs billed.

Total Poles Processed	2P	3P&4P	5P+	Totals
2024	35,235	47,877	18,972	102,084
2025	31,931	43,542	11,788	87,261
% Increase	-9.38%	-9.05%	-37.87%	-14.52%



Total JPAs Processed	2P	3P&4P	5P+	Totals
2024	8,022	5,513	1,284	14,819
2025	8,190	5,333	949	14,472
% Increase	2.09%	-3.27%	-26.09%	-2.34%



TOTAL PB SUBMITTED		
DECEMBER 25 BILL OF SALE		
	JPAS	POLES
2P	298	903
3P & 4P	297	1912
SPLUS	41	390
<b>TOTAL</b>	<b>639</b>	<b>3205</b>

TOTAL SUBMITTED			
DECEMBER 25 BILL OF SALE			
	JPAS	POLES	
2P	1493	4987	
3P & 4P	1081	7434	
SPLUS	92	745	
<b>TOTAL</b>	<b>2666</b>	<b>13166</b>	

TOTAL PB SUBMITTED		
DECEMBER 25 BILL OF SALE		
	JPAS	
1 COR	10	
2 FIRE	3	
3 BILL FIRST	437	
4 UNFORSEEN CATASTROPHE	188	NAME UPDATED MARCH 19, 2025 OPERATING COMMITTEE MEETING
<b>GRAND TOTAL</b>	<b>638</b>	

PRIORITY JPAS	E SUB	NON E	TOTAL
PRIORITY JPAS	571	68	639
PRIORITY POLES	2237	968	3205

BILLED	MEMO	DATE NOT BIL.	CALL BACK	HOLDOVER	TOTAL
559	65	1	0	14	639
2370	764	2	0	69	3205

**SCE PB SUBMITTED**

DECEMBER 25 BILL OF SALE		
	JPAS	POLES
2P	295	894
3P & 4P	239	1174
SPLUS	37	339
<b>TOTAL</b>	<b>571</b>	<b>3407</b>

**SCE TOTAL SUBMITTED**

DECEMBER 25 BILL OF SALE			
	JPAS	POLES	
2P	1338	4025	22%
3P & 4P	598	1805	40%
SPLUS	68	432	54%
<b>TOTAL</b>	<b>2004</b>	<b>6262</b>	

**SCE SUBMITTED**

DECEMBER 25 BILL OF SALE		
	JPAS	
1 COR	9	
2 FIRE	3	
3 BILL FIRST	371	
4 UNFORSEEN CATASTROPHE	188	NAME UPDATED MARCH 19, 2025 OPERATING COMMITTEE MEETING
<b>TOTAL</b>	<b>571</b>	

**ATS PB SUBMITTED**

DECEMBER 25 BILL OF SALE		
	JPAS	POLES
2P	0	0
3P & 4P	26	396
SPLUS	0	0
<b>TOTAL</b>	<b>26</b>	<b>396</b>

**ATS TOTAL SUBMITTED**

DECEMBER 25 BILL OF SALE			
	JPAS	POLES	
2P	48	432	0%
3P & 4P	382	4962	7%
SPLUS	5	110	0%
<b>TOTAL</b>	<b>435</b>	<b>5504</b>	

**ATS SUBMITTED**

DECEMBER 25 BILL OF SALE		
	JPAS	
1 COR	0	
2 FIRE	0	
3 BILL FIRST	26	
4 UNFORSEEN CATASTROPHE	0	NAME UPDATED MARCH 19, 2025 OPERATING COMMITTEE MEETING
<b>TOTAL</b>	<b>26</b>	

**EXT PB SUBMITTED**

DECEMBER 25 BILL OF SALE		
	JPAS	POLES
2P	0	0
3P & 4P	2	57
SPLUS	0	0
<b>TOTAL</b>	<b>2</b>	<b>57</b>

**EXT TOTAL SUBMITTED**

DECEMBER 25 BILL OF SALE			
	JPAS	POLES	
2P	1	1	0%
3P & 4P	3	40	67%
SPLUS	3	33	0%
<b>TOTAL</b>	<b>7</b>	<b>74</b>	

**EXT SUBMITTED**

DECEMBER 25 BILL OF SALE		
	JPAS	
1 COR	0	
2 FIRE	0	
3 BILL FIRST	2	
4 UNFORSEEN CATASTROPHE	0	NAME UPDATED MARCH 19, 2025 OPERATING COMMITTEE MEETING
<b>TOTAL</b>	<b>2</b>	

**LAC PB SUBMITTED**

DECEMBER 25 BILL OF SALE		
	JPAS	POLES
2P	0	0
3P & 4P	2	2
SPLUS	1	1
<b>TOTAL</b>	<b>3</b>	<b>3</b>

**LAC TOTAL SUBMITTED**

TOTAL JPAS SUBMITTED IN NOVEMBER 25 BS			
	JPAS	POLES	
2P	1	2	0%
3P & 4P	9	13	22%
SPLUS	3	4	33%
<b>TOTAL</b>	<b>13</b>	<b>19</b>	

**LAC SUBMITTED**

PRIORITY JPAS SUBMITTED IN NOVEMBER 25 BS		
	JPAS	
1 COR	0	
2 FIRE	0	
3 BILL FIRST	3	
4 UNFORSEEN CATASTROPHE	0	NAME UPDATED MARCH 19, 2025 OPERATING COMMITTEE MEETING
<b>TOTAL</b>	<b>3</b>	

**M PB SUBMITTED**

DECEMBER 25 BILL OF SALE		
	JPAS	POLES
2P	3	9
3P & 4P	3	44
SPLUS	3	31
<b>TOTAL</b>	<b>9</b>	<b>84</b>

**M TOTAL SUBMITTED**

DECEMBER 25 BILL OF SALE			
	JPAS	POLES	
2P	67	473	4%
3P & 4P	30	299	10%
SPLUS	8	82	38%
<b>TOTAL</b>	<b>105</b>	<b>861</b>	

**M SUBMITTED**

DECEMBER 25 BILL OF SALE		
	JPAS	
1 COR	1	
2 FIRE	0	
3 BILL FIRST	8	
4 UNFORSEEN CATASTROPHE	0	NAME UPDATED MARCH 19, 2025 OPERATING COMMITTEE MEETING
<b>TOTAL</b>	<b>9</b>	

**MCI PB SUBMITTED**

DECEMBER 25 BILL OF SALE		
	JPAS	POLES
2P	0	0
3P & 4P	16	239
SPLUS	1	18
<b>TOTAL</b>	<b>17</b>	<b>258</b>

**MCI TOTAL SUBMITTED**

DECEMBER 25 BILL OF SALE			
	JPAS	POLES	
2P	3	12	0%
3P & 4P	7	53	229%
SPLUS	2	31	50%
<b>TOTAL</b>	<b>12</b>	<b>96</b>	

**MCI SUBMITTED**

DECEMBER 25 BILL OF SALE		
	JPAS	
1 COR	0	
2 FIRE	0	
3 BILL FIRST	17	
4 UNFORSEEN CATASTROPHE	0	NAME UPDATED MARCH 19, 2025 OPERATING COMMITTEE MEETING
<b>TOTAL</b>	<b>17</b>	

**NG PB SUBMITTED**

DECEMBER 25 BILL OF SALE		
	JPAS	POLES
2P	0	0
3P & 4P	9	141
SPLUS	1	18
<b>TOTAL</b>	<b>10</b>	<b>159</b>

**NG TOTAL SUBMITTED**

DECEMBER 25 BILL OF SALE			
	JPAS	POLES	
2P	35	42	0%
3P & 4P	49	226	18%
SPLUS	3	44	33%
<b>TOTAL</b>	<b>87</b>	<b>314</b>	

**NG SUBMITTED**

DECEMBER 25 BILL OF SALE		
	JPAS	
1 COR	0	
2 FIRE	0	
3 BILL FIRST	10	
4 UNFORSEEN CATASTROPHE	0	NAME UPDATED MARCH 19, 2025 OPERATING COMMITTEE MEETING
<b>TOTAL</b>	<b>10</b>	

**NXT PB SUBMITTED**

DECEMBER 25 BILL OF SALE		
	JPAS	POLES
2P	0	0
3P & 4P	0	0
SPLUS	1	10
<b>TOTAL</b>	<b>1</b>	<b>10</b>

**NXT TOTAL SUBMITTED**

DECEMBER 25 BILL OF SALE			
	JPAS	POLES	
2P	0	0	#DIV/0!
3P & 4P	3	36	0%
SPLUS	0	0	0%
<b>TOTAL</b>	<b>3</b>	<b>36</b>	

**NXT SUBMITTED**

DECEMBER 25 BILL OF SALE		
	JPAS	
1 COR	0	
2 FIRE	0	
3 BILL FIRST	0	
4 UNFORSEEN CATASTROPHE	0	NAME UPDATED MARCH 19, 2025 OPERATING COMMITTEE MEETING
<b>TOTAL</b>	<b>0</b>	

### TOTAL PB SUBMITTED

12/6/2025 - 1/5/2026 FEBURARY 2026 BS PB		
	JPAS	POLES
2P	198	971
3P & 4P	127	822
5PLUS	24	220
<b>TOTAL</b>	<b>349</b>	<b>2013</b>

### SCE PB SUBMITTED

12/6/2025 - 1/5/2026 FEBURARY 2026 BS PB		
	JPAS	POLES
2P	196	951
3P & 4P	103	524
5PLUS	22	185
<b>TOTAL</b>	<b>321</b>	<b>1660</b>

### ATS PB SUBMITTED

12/6/2025 - 1/5/2026 FEBURARY 2026 BS PB		
	JPAS	POLES
2P	0	0
3P & 4P	6	114
5PLUS	0	0
<b>TOTAL</b>	<b>6</b>	<b>114</b>

### LAC PB SUBMITTED

12/6/2025 - 1/5/2026 FEBURARY 2026 BS PB		
	JPAS	POLES
2P	0	0
3P & 4P	2	2
5PLUS	0	0
<b>TOTAL</b>	<b>2</b>	<b>2</b>

### M PB SUBMITTED

12/6/2025 - 1/5/2026 FEBURARY 2026 BS PB		
	JPAS	POLES
2P	2	20
3P & 4P	4	41
5PLUS	1	23
<b>TOTAL</b>	<b>7</b>	<b>84</b>

### MCI PB SUBMITTED

12/6/2025 - 1/5/2026 FEBURARY 2026 BS PB		
	JPAS	POLES
2P	0	0
3P & 4P	7	74
5PLUS	1	12
<b>TOTAL</b>	<b>8</b>	<b>86</b>

### NG PB SUBMITTED

12/6/2025 - 1/5/2026 FEBURARY 2026 BS PB		
	JPAS	POLES
2P	0	0
3P & 4P	5	67
5PLUS	0	0
<b>TOTAL</b>	<b>5</b>	<b>67</b>

### REASONS

### TOTAL PB SUBMITTED

	JPAS	
1 COR	5	
2 FIRE	21	
3 BILL FIRST	219	
4 UNFORSEEN CATASTROPHE	104	NAME UPDATED MARCH 19, 2025 OPERATING COMMITTEE MEETING
<b>GRAND TOTAL</b>	<b>349</b>	

### SCE SUBMITTED

	JPAS	
1 COR	5	
2 FIRE	21	
3 BILL FIRST	191	
4 UNFORSEEN CATASTROPHE	104	NAME UPDATED MARCH 19, 2025 OPERATING COMMITTEE MEETING
<b>TOTAL</b>	<b>321</b>	

### ATS SUBMITTED

	JPAS	
1 COR	0	
2 FIRE	0	
3 BILL FIRST	6	
4 UNFORSEEN CATASTROPHE	0	NAME UPDATED MARCH 19, 2025 OPERATING COMMITTEE MEETING
<b>TOTAL</b>	<b>6</b>	

### LAC SUBMITTED

	JPAS	
1 COR	0	
2 FIRE	0	
3 BILL FIRST	2	
4 UNFORSEEN CATASTROPHE	0	NAME UPDATED MARCH 19, 2025 OPERATING COMMITTEE MEETING
<b>TOTAL</b>	<b>2</b>	

### M SUBMITTED

	JPAS	
1 COR	0	
2 FIRE	0	
3 BILL FIRST	7	
4 UNFORSEEN CATASTROPHE	0	NAME UPDATED MARCH 19, 2025 OPERATING COMMITTEE MEETING
<b>TOTAL</b>	<b>7</b>	

### MCI SUBMITTED

	JPAS	
1 COR	0	
2 FIRE	0	
3 BILL FIRST	8	
4 UNFORSEEN CATASTROPHE	0	NAME UPDATED MARCH 19, 2025 OPERATING COMMITTEE MEETING
<b>TOTAL</b>	<b>8</b>	

### NG SUBMITTED

	JPAS	
1 COR	0	
2 FIRE	0	
3 BILL FIRST	5	
4 UNFORSEEN CATASTROPHE	0	NAME UPDATED MARCH 19, 2025 OPERATING COMMITTEE MEETING
<b>TOTAL</b>	<b>5</b>	